

special ed

WONDER



42 activities

questions/
chapter



Special Needs for Special Kids



These novel units are something I created and started using in my classroom. I had students with significant challenges and most were **non-readers**. They were the best thing I ever did, and my students LOVED them.

Table of Contents

Worksheet pages	Title	Part
6-7	Suggestions for use	
8	Story board	
9	Title and Author	
10-12	What is ordinary?	1: August
13-14	Sorting good and bad manners	1: August
15-16	Idioms	1: August
17-19	Mr. Tushman circle map	1: August
20-21	Tour of the school	
22-23	Some things about me	
24-25	Rating things from 1-10	
26	Having a party	
27-28	Personal Space	
29-30	Label Via's Galaxy	
31-32	How do you feel about August?	
33	Dealing with change power	
34-36	Ways to deal with change	

Christa Joy, Special Needs for Special Kids
The Picture Communication Symbols ©1981-2019 by
Worldwide. Used with permission. Boardmaker®

Table of Contents

Worksheet pages	Title	Book Pages
37-39	Ways to get home from school	2: Via
40-41	Good friend vs bully Venn diagram	2: Via
42-44	Feeling Disappointed social story	2: Via
45-46	What should August do?	2: Via
47-49	Ways to be kind	3: Via
50-51	Keeping secrets	3: Via
52-53	Your family tree	3: Via
54-55	Finding the right home	3: Via

Table of Contents

Worksheet pages	Title	Pages
77	Various aids	6: August
78-79	Places to go when you need help	6: August
80-83	Losing a pet social story	6: August
84-86	Being in a play circle map	6: August
87-89	Miranda circle map	7: Miranda
90-91	Selfless vs Selfish sorting	7: Miranda
92-93	Going on a sleepover writing prompt	8: August
94-95	The Good and the Bad	8: August
96-97	Finding the way back	8: August
98-99	Poll: Should August press charges?	8: August
100-102	The Award	8: August
103-104	Other novel units available	
105-106	Terms of Use	

someone different

out August

ap

with actions

Venn diagram

not ok to kiss

writing prompt


in Diagram

things are Not Fair social


Christa Joy, Special Needs for Special Kids
The Picture Communication Symbols ©1981-2019 by Tobii Dynavox. All Rights Reserved
Worldwide. Used with permission. Boardmaker® is a trademark of Tobii Dynavox

This novel unit has **42 different activities**. These activities are NOT comprehension-based. So, even if your students do not pay attention, they can still complete the activity.


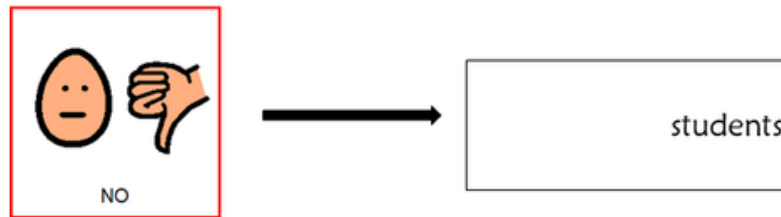
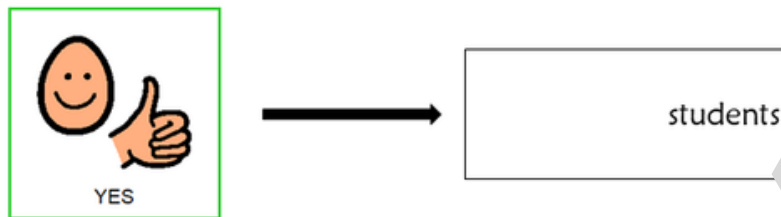
Should August press charges?



- Place the labels (yes and no) on a large piece of construction paper divided into 2 columns.
- Give each student a sticky note.
- Allow them to put it in the column of their choice.
- Tally up the answers and have students record the results on the following page.
- Use the smaller icons so students can record their own vote on the next page.



Color in or circle the decision with the most votes.



My Vote

Students will get to vote if they think August should press charges. After voting, votes will be tallied for the class.


Suggestions for Use

- I made this unit to go along with the book, *Wonder* by R.J Palacio.
- The thought is that you would be reading it aloud to your class at a rate of about 10-15 page per day (the chapters in this book are super short).
- Be sure to give each student their own copy of the story board (pg. 8) to use while reading and discussing the story.
- Benefits of reading out loud, even to classes made up of severely affected students:
 - Teaches students to sit quietly even when there isn't something for them to do. This is such an important life skill. We all have to spend time sitting and listening to someone we are not that interested in at some point.
 - Parents will LOVE you. Not only will they be excited their child is being exposed to age appropriate material, but you are teaching them how to sit quietly, which will hopefully transfer to home as well.
 - Even with your lowest level learners, you will have 1 or 2 that will truly enjoy the story.
 - It can be a calming experience to sit and listen to the teacher read in a methodical way.

Suggestions on how I found this activity worked best in my classroom are provided. I typically had 6-8 students with one adult assistant in the room with me.

Wonder Novel Unit for Special Education

By
Christa Joy
Special Needs for Special Kids




*This entire novel unit
comes in 2 separate files.
One is completely in color
and one is completely in
black and white.*

This unit comes with a vocabulary board.


Vocabulary boards are great for ALL students to assist with participation and engagement in group discussions.

Tips on how to use in the unit!!




Story Board for each student.

Place the pictures in the circle map on previous page.



Place the pictures in the circle map on previous page only if it relates to Mr. Tushman.




There are circle maps in this unit. Circle maps are a great way for students to see the big idea.

Breakfast

Errorless version


Breakfast

Place the pictures in the circle map on previous page.



Breakfast

Place the pictures in the circle map on previous page only if you think it is a possible way some kids could get home from school.




Each circle map comes with 2 choices:















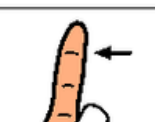

An errorless option with only correct answers

An option that has wrong answers mixed in students will need to set aside.

Everybody tries to use good manners. Look at the pictures on the next page and decide if they are examples of good or bad manners.



Sort the pictures into the correct column on the previous page.

 <p>say please</p>	 <p>yell</p>	 <p>use utensils</p>	 <p>burp</p>
 <p>talk with mouth full</p>	 <p>say excuse me</p>	 <p>sorry</p>	 <p>talk quietly</p>
 <p>chew with mouth closed</p>	 <p>get impatient</p>	 <p>thank you</p>	 <p>excuse me</p>
 <p>napkin on lap</p>	 <p>throw trash on floor</p>	 <p>eat with fingers</p>	 <p>fart</p>

There are sorting activities.

Directions on how to add color coding or a separate differentiated version is included.

August over hears his dad in the car talks about leading a lamb to the slaughter. Sometimes we use expressions that mean something else. This is called an idiom. See if you can figure out the idioms below.

lamb to the slaughter

break a leg

piece of cake

apple of my eye

axe to grind

hit the sack

Driving

Match the pictures below with the idiom on the previous page.

bedtime angry good luck easy love don't know what is coming

There are matching activities.

Differentiated versions with dashed lines to trace are included.

Some things about me...

My name is:

I have pets.

I have brothers and sisters.

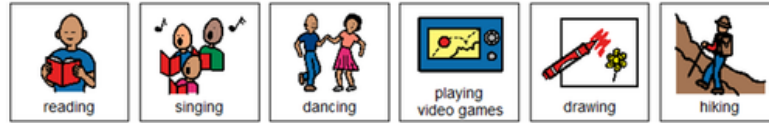
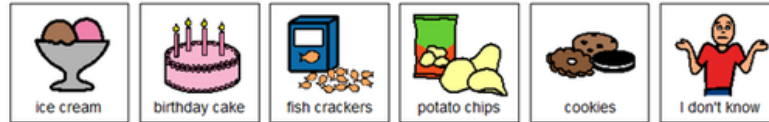

My favorite food is .

My favorite thing to do is .

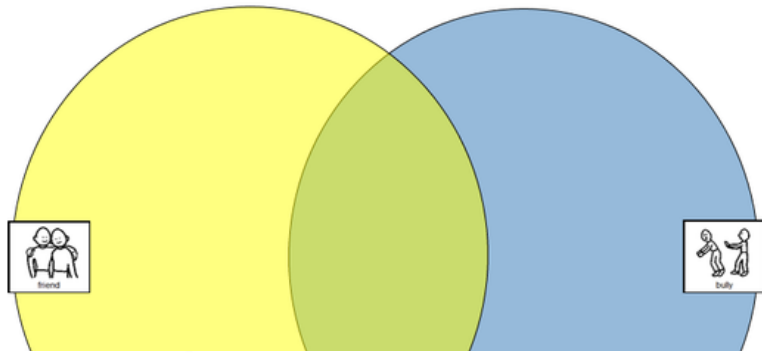
0 1 2 3 4 5

0 1 2 3 4 5

0 1 2 3 4 5




There are writing prompts. These are errorless activities that allow students to write a story independently.



What makes a good friend? What makes someone a bully?
Look at the pictures on the next page and sort them into the area on the Venn diagram.

Out with the Old



Goodbye

When you are not feeling well, there are different places you can go. Find the best location on the next page to fix the problem in each box.

nauseated		toothache	
broken leg		blurry	
medicine		sick dog	
chest pain		stroke	

Place the following picture to the condition on the previous page. Try to pick the best option.



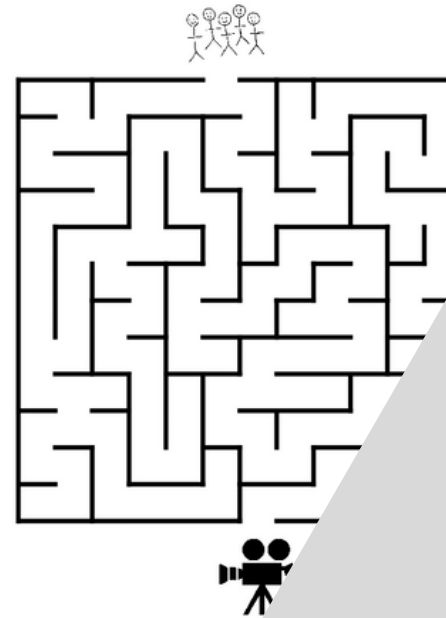
Goodbye

We all make mistakes, and we all say I'm sorry. Jack is really sorry he said bad things about August. Sometimes words are not enough, and we need to say we are sorry with actions. Look at each picture below and match the action that would mean "I'm sorry."



Part 4: Jack

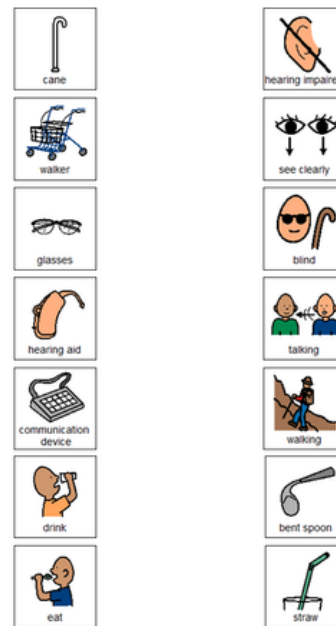
Help August and his friends find their way through the corn field back to the movie.



Part 8: August

Lobo

August finally gets some hearing aids to help him hear better. There are lots of things people use to help them. Draw a line to match the aid to how it helps.



Part 6: August

Because there are so many activities, you can choose the ones that fit your students the best.

1. What is the one wish Auggie has for himself?



2. Why does Auggie not go to school?




3. The night Auggie was born, what was the one nurse constantly doing?




4. Before he was born, did anyone know what he would look like?





5. Who really thinks Auggie should go to school?




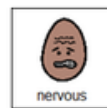
6. Does Auggie want to go to school?



7. Who is the director of the school Auggie will now go to?



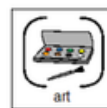
8. How did Auggie feel when he heard the kids voices at the door?



9. Why are the kids there in Mr. Tushman's office?



10. What elective is Auggie planning on taking?



This unit does come with comprehension questions. There are questions for every chapter. Each question has 3 picture choices. They are in color and black and white.

Answer key included!!