

WOLF IN THE SNOW (FOR SPECIAL ED)

2018

Caldecott Medal Winner



Special Needs for Special Kids



These literacy units are something I created and started using in my classroom. I had students with significant challenges and most were **non-readers**. This is a great way to expose all students to some great books.

Wolf in the Snow

Literacy Unit for Special Education

By
Christa Joy
Special Needs for Special Kids



Table of Contents

Worksheet pages	Title
4-5	Story Board
6-9	Circle map on wolves
10-12	Matching sounds to animals
13-17	Sorting examples of onomatopoeia
18-20	Maze: Help the girl find the wolf pup
21-23	Writing prompt
24-25	Terms of Use

In a separate files you will find:

- Activities in black and white
- Link and directions for digital activities (including the book read aloud)

This unit has **30+ pages plus 14 google slides**. There are 5 activities to go with this book as well as a storyboard to use for group discussions.

There are 2 separate files, one in color and one in black and white.




This unit comes with a storyboard.

Storyboards are great for ALL students to assist with participation and engagement in group discussions.


Tips on how to use in the unit!!

What are some things you know about wolves?

Place the following in the circle map showing facts about wolves.



Place the following on the previous page **ONLY IF** they are true about wolves.



There is a circle map. It comes with 2 choices:

An errorless option with only correct answers


An option that has wrong answers mixed in students will need to set aside.

Read or listen to the following sounds. Find that object that makes them on the next page.

neigh <input type="checkbox"/>	woof <input type="checkbox"/>
meow <input type="checkbox"/>	oink <input type="checkbox"/>
baa <input type="checkbox"/>	quack <input type="checkbox"/>
moo <input type="checkbox"/>	cock a doodle doo <input type="checkbox"/>




There is a matching activity where students match the animal to the sound it makes.



Match the pictures below with the correct sound it makes on the previous page.

Christa Joy, Special Needs for Special Kids The Picture Communication Symbols ©1981-20
 Dynavox. All Rights Reserved Worldwide. Used with permission. Boardmaker® is a trademark
 Dynavox



Sort the examples on the next page into those that are examples of onomatopoeia and those that are not.




Sort the following examples into the correct column on the previous page. If you are not sure, place it on the middle line.

 He hiked up the hill.	 The cow mooed.	 The skunk was smelly.	 Clang went the bell.
 The rocket roared into the sky.	 BOOOM!!	 He napped.	 Jump on the trampoline.
 The hummingbird buzzed.	 The balls clacked together.	 The burgers sizzled on the grill.	 The water boiled.

Sort the following examples into the correct column on the previous page. If you are not sure, place it on the middle line.

 He hiked up the hill.	 The cow mooed.	 The skunk was smelly.	 Clang went the bell.
 The rocket roared into the sky.	 BOOOM!!	 He napped.	 Jump on the trampoline.
 The bird flew away.	 The balls clacked together.	 The burgers sizzled on the grill.	 The water boiled.
 The waves crashed to shore.	 The gorilla grunted and groaned.	 Roll the dice.	 Feed the dog.

There is a sorting activity looking at sentences that do and do not contain onomatopoeia. A color-coded option is included.



The wind howled

The winter wind **howled** through the .

The snow **crunched** under my .

I **huffed** and **puffed** up the .


The wolf cub **whined**, stuck in the .

I headed for his mom I could hear **howling** in the .

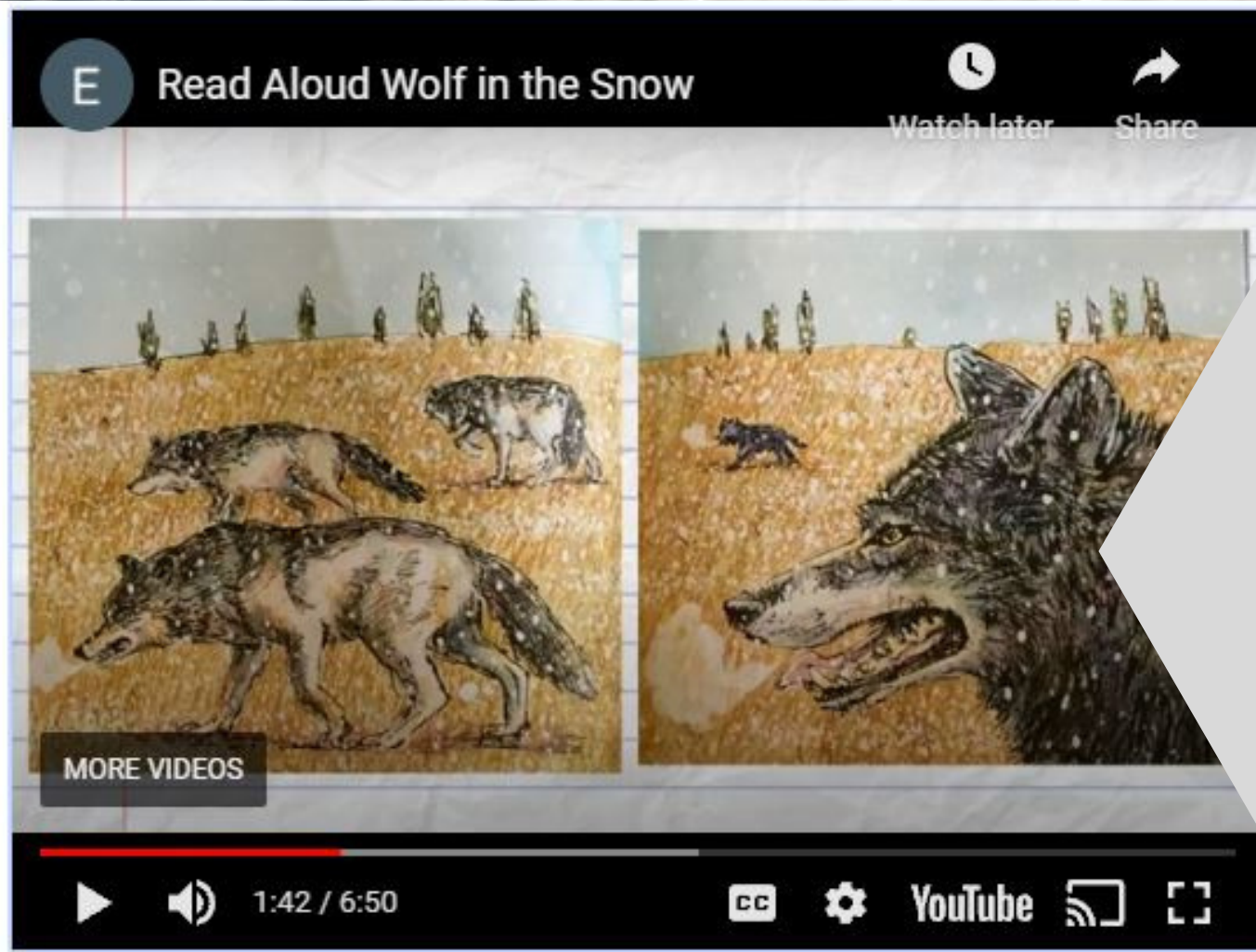


trees	forest	field	mountains	country
feet	boots	sled	skis	snow
mountain	hill	trail	path	stairs
snow	hole	cave	tree	fence
distance	woods	forest	field	mountains

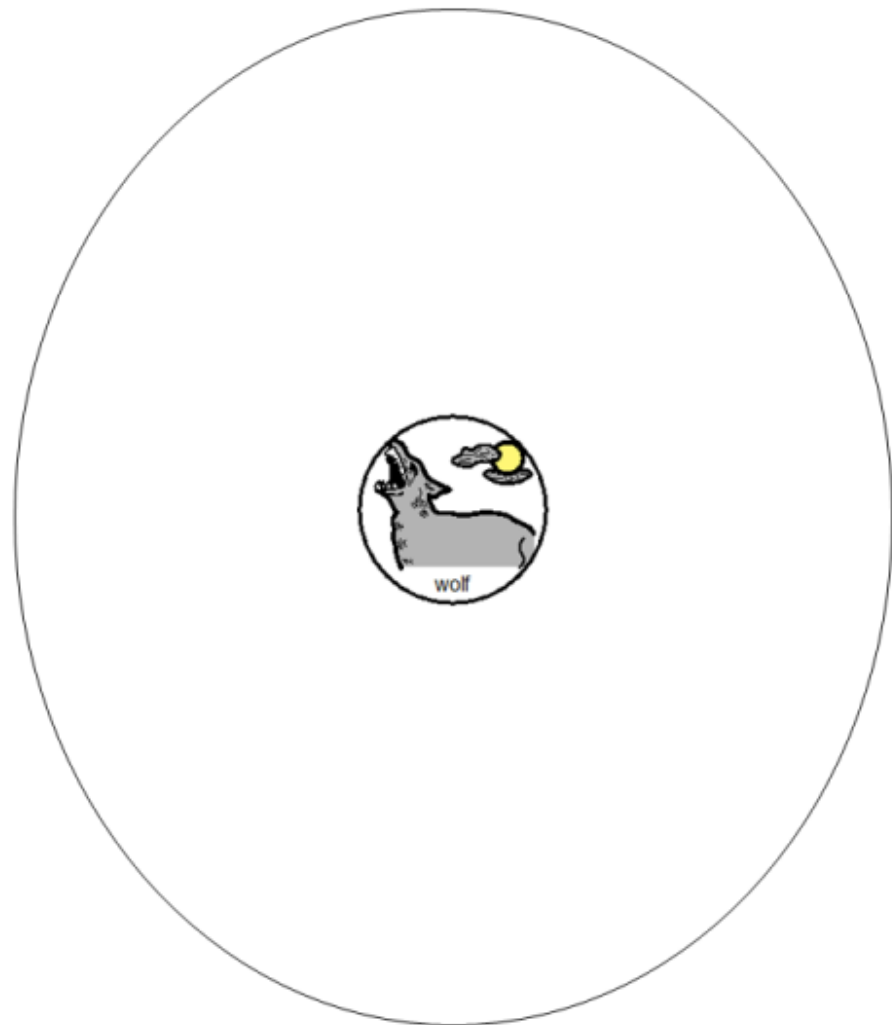
There is a writing prompt for students to complete using onomatopoeia. This is an errorless activity that allows students to write a story independently.




Listen and watch the story, The Wolf in the Snow



There is a video from YouTube of the book read aloud included in the set of google slides.



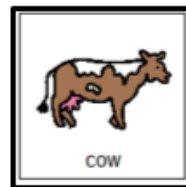



Place pictures in circle map showing some facts about wolves.



There are digital versions of the activities included. Students click and drag the answers.

neigh	<input type="checkbox"/>	woof	<input type="checkbox"/>
meow	<input type="checkbox"/>	oink	<input type="checkbox"/>
baa	<input type="checkbox"/>	quack	<input type="checkbox"/>
moo	<input type="checkbox"/>	cock a doodle doo	<input type="checkbox"/>

Find the animal that makes each sound.



There are 2 sets, one that includes differentiation shown here.



I realize there will be some students out there unable to do cutting activities. I have a blog post with ways to complete activities without a pair of scissors!!

[Click Here to read more!!](#)