

WINTER READ ALOUDS



16



SPECIAL EDUCATION



These literacy units are something I created and started using in my classroom. I had students with significant challenges and most were **non-readers**. They were the best thing I ever did, and my students LOVED them.

WINTER

- No Two Alike
- Over and Under the Snow
- Owl Moon
- Ten Ways to Hear Snow
- The Biggest Snowman Ever
- The Jacket I Wear in the Snow
- The Mitten
- The Snowy Day
- The Story of Snow
- When Snow Falls



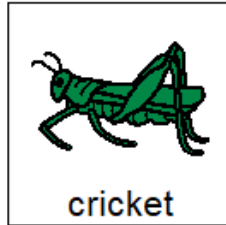

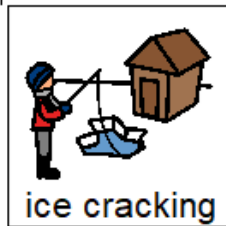

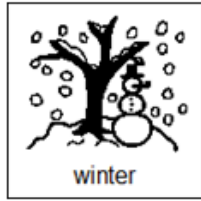
GROUNDHOG DAY

- Geoffrey Groundhog Predicts the Weather
- Groundhog Weather School
- Grumpy Groundhog

VALENTINES DAY

- Love by Matt De La Pena
- Love from the Crayons
- Love Matters Most


Sort the sound depending on when you would most likely hear them. *Try to choose the best column.*



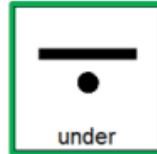
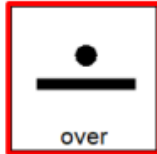

These activities do NOT require students to understand what is being read, or are errorless.

The activities are extensions of things that happen in the book.

There are 5 activities for each book.



Place the pictures in circle map showing some animals that live in the forest.




Sort the pictures into the correct column depending on whether the animal from the story lived over or under the ground.
If you are not sure, place it on the line in the middle.



Each unit has digital versions of the activities that make great independent learning centers.

There are 2 sets of google slides. One is differentiated with color.



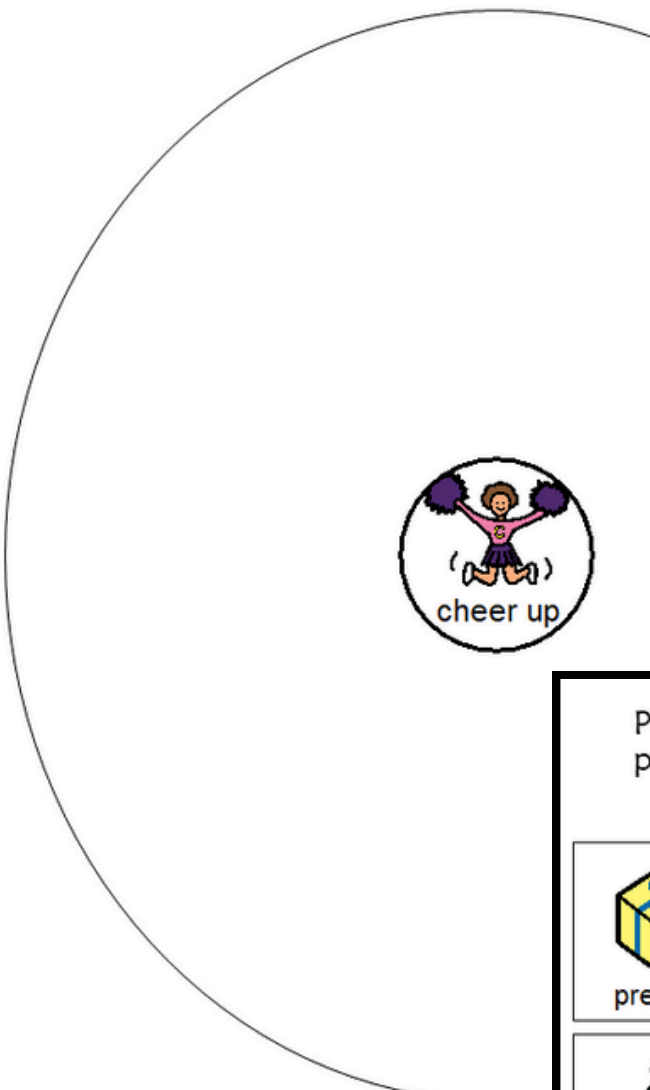
Christa Joy, Special Needs for Special Kids
 The Picture Communication Symbols ©1981–2018 by Tobii Dynavox. All Rights Reserved
 Worldwide. Used with permission. Boardmaker® is a trademark of Tobii Dynavox

Each unit comes with a vocabulary board.

Vocabulary boards are great for ALL students to assist with participation and engagement in group discussions.

Tips on how to use in the unit!!

What are some ways you could cheer someone up who might be grumpy.



Place the ways to cheer someone up in the circle map on the previous page.

 present	 card	 call them	 hug	 make something
 play a game	 time together	 share secrets	 listen to them	 sit together

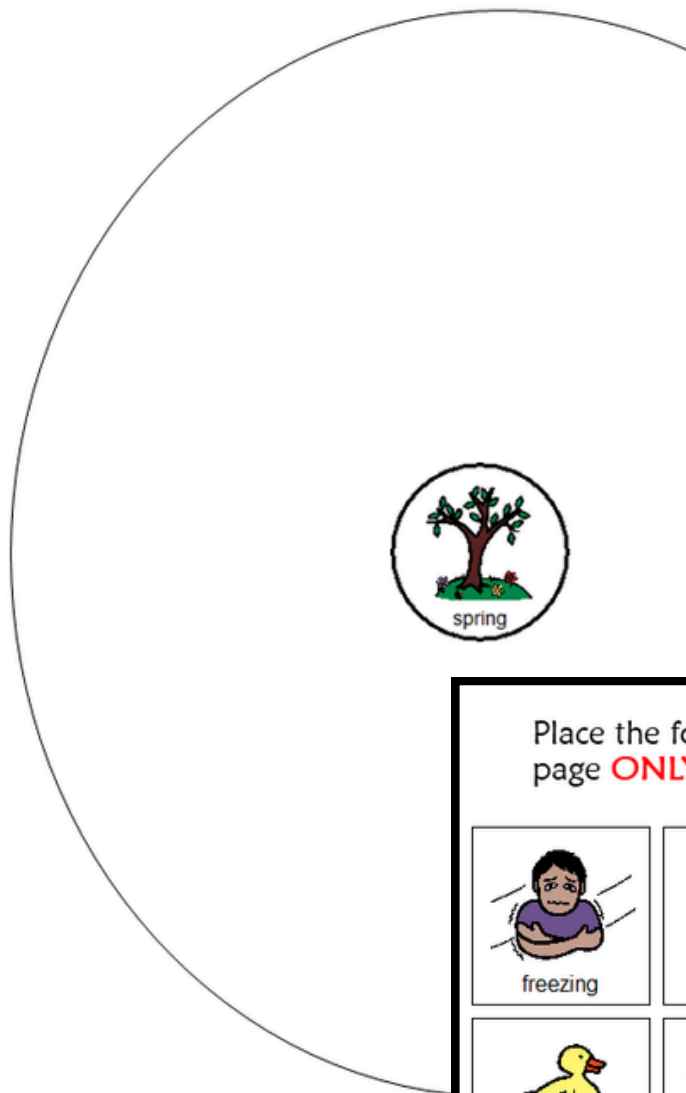
Place the following in the circle map on the previous page **ONLY IF** they ways to cheer a person up.

 present	 yell	 call them	 fight	 make something
 play a game	 time together	 be mean	 listen to them	 sit together
 ignore them	 card	 share secrets	 hug	 leave alone


Circle maps are one type of activity to go with the literacy units.

Circle maps are a great way for students to see the big idea.

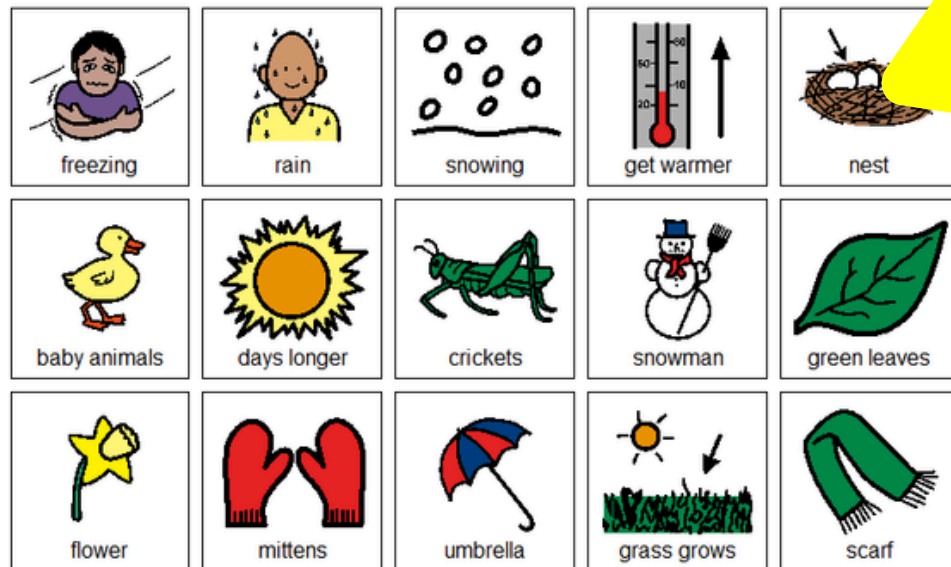
The first time, Geoffrey predicts that spring will be coming soon.
Complete the circle map with signs of spring coming.



Place the signs of spring following in the circle map on the previous page.





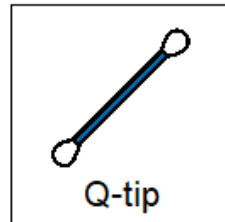


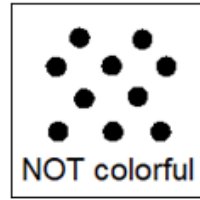
Place the following in the circle map on the previous page **ONLY IF** they are signs of spring.



Each circle map comes with 2 choices:

An errorless option with only correct answers

An option that has wrong answers mixed in students will need to set aside.











Sorting activities are one type of activity to go with the literacy units.

Directions on how to add differentiation are included.

Matching Footprints

Peter leaves footprints in the snow. Match the following animals with their footprints.









	<input type="checkbox"/>		<input type="checkbox"/>
	<input type="checkbox"/>		<input type="checkbox"/>
	<input type="checkbox"/>		<input type="checkbox"/>
	<input type="checkbox"/>		<input type="checkbox"/>



There are matching activities for many of the read alouds.

Directions on how to add differentiation are included.

Match the animal with the print on the previous page

 duck	 frog	 tiger	 horse
 deer	 boy	 snake	 dog

Love...



Love sounds like

Love smells like

Love looks like

Love tastes like

Love feels like



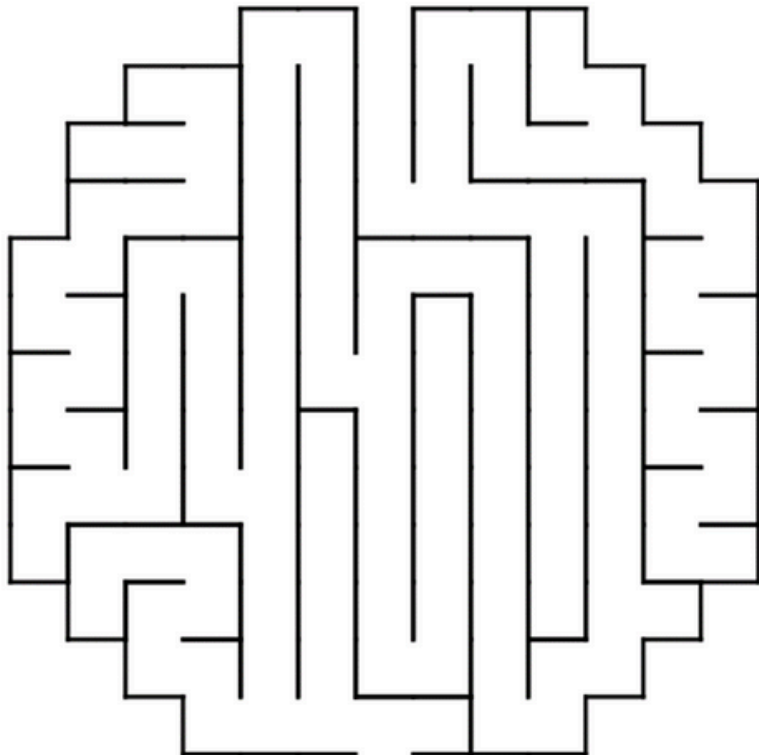
There are writing prompts for most of the books.

Students can choose from the pictures (making this an errorless activity) or write in their own answers.


Christa Joy, Special Needs for Special Kids The Picture Communication Symbols ©1981-2018 by Tobii Dynavox. All Rights Reserved Worldwide. Used with permission. Boardmaker® is a trademark of Tobii Dynavox.

Christa Joy, Special Needs for Special Kids The Picture Communication Symbols ©1981-2018 by Tobii Dynavox. All Rights Reserved Worldwide. Used with permission. Boardmaker® is a trademark of Tobii Dynavox.

Help the mama bear find her lost cub.




Christa Joy, Special Needs for Special Kids The Picture Communication Symbols ©1981-2019 by Tobii Dynavox. All Rights Reserved Worldwide. Used with permission. Boardmaker® is a trademark of Tobii Dynavox




love sounds



love smells



Christa Joy, Special Needs for Special Kids The Picture Communication Symbols ©1981-2018 by Tobii Dynavox. All Rights Reserved Worldwide. Used with permission. Boardmaker® is a trademark of Tobii Dynavox



Peter's snowball melts in his pocket. Cut out the pictures below and sequence them to show the snowman melting.

Christa Joy, Special Needs for Special Kids The Picture Communication Symbols ©1981-2021 by Tobii Dynavox. All Rights Reserved Worldwide. Used with permission. Boardmaker® is a trademark of Tobii Dynavox

Each book has at least 5 different activities that will support the text and keep students engaged for a week.



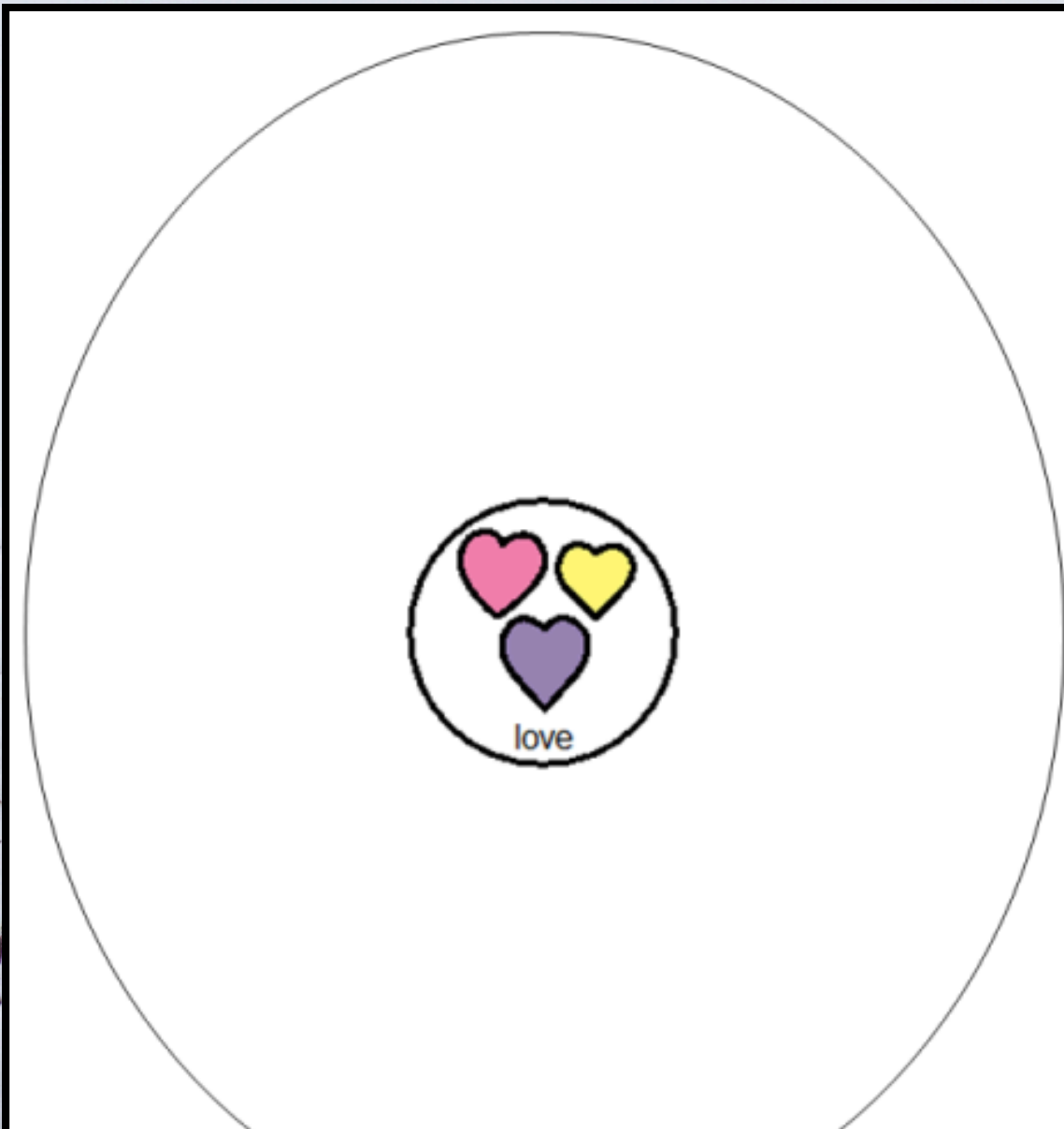


Listen to
Love from
the Crayons
read aloud

Each book has digital versions
of the activities.

There is a movie version of the
book read aloud from
YouTube.





Place pictures in circle map showing the colors of love.







Use for more review

Christa Joy, Special Needs for Special Kids
The Picture Communication Symbols ©1981–2019 by Tobii Dynavox. All Rights Reserved.
Worldwide. Used with permission. Boardmaker® is a trademark of Tobii Dynavox.

The digital activities are click and drag.

Match object that is the same.

Each unit comes with a set of slides that are differentiated with color.

Perfect for any learning level

© 2015 Tobii Dynavox. All Rights Reserved. A registered trademark of Tobii Dynavox



Still have questions?

Reach out at specialneedsforspecialkids@gmail.com

I will answer your question personally and promptly.

