

# WE ARE WATER PROTECTORS (FOR SPECIAL ED)

2021

Caldecott Medal Winner



Special Needs for Special Kids



These literacy units are something I created and started using in my classroom. I had students with significant challenges and most were **non-readers**. This is a great way to expose all students to some great books.



## Table of Contents

Worksheet pages	Title
4-6	Story Board
7-17	Circle maps: The Importance of water and The Black Snake
18-20	Threats to water
21-25	Sorting good and bad effects on the earth and water
26-30	Writing prompt
31-32	Terms of Use


In a separate file, there are directions and links to digital versions of these activities.

This unit has 30 pages plus 10 google slides. There are 4 activities to go with this book as well as a storyboard to use for group discussions.

This unit comes with a storyboard.

Storyboards are great for ALL students to assist with participation and engagement in group discussions.

Tips on how to use in the unit!!



Christa Joy, Special Needs for Special Kids

The Picture Communication Symbols ©1981-2018 by Tobii Dynavox. All Rights Reserved

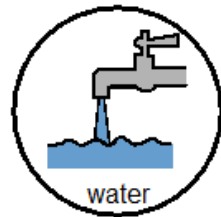
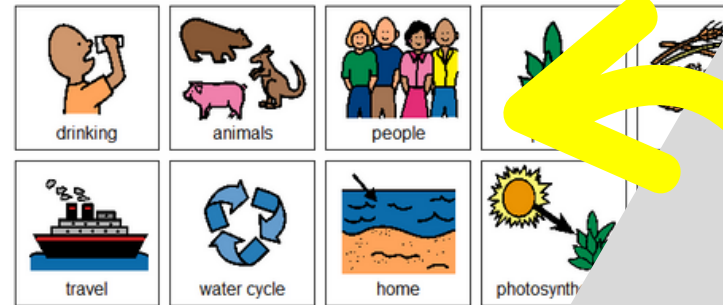


# The benefits of water




Errorless version

Cut apart pictures and place in circle map about showing reasons water is important.



Cut apart pictures and place in circle map **ONLY IF** you think it is a reason water is important.


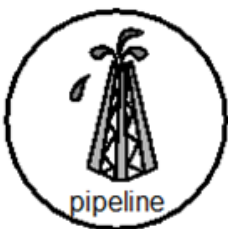
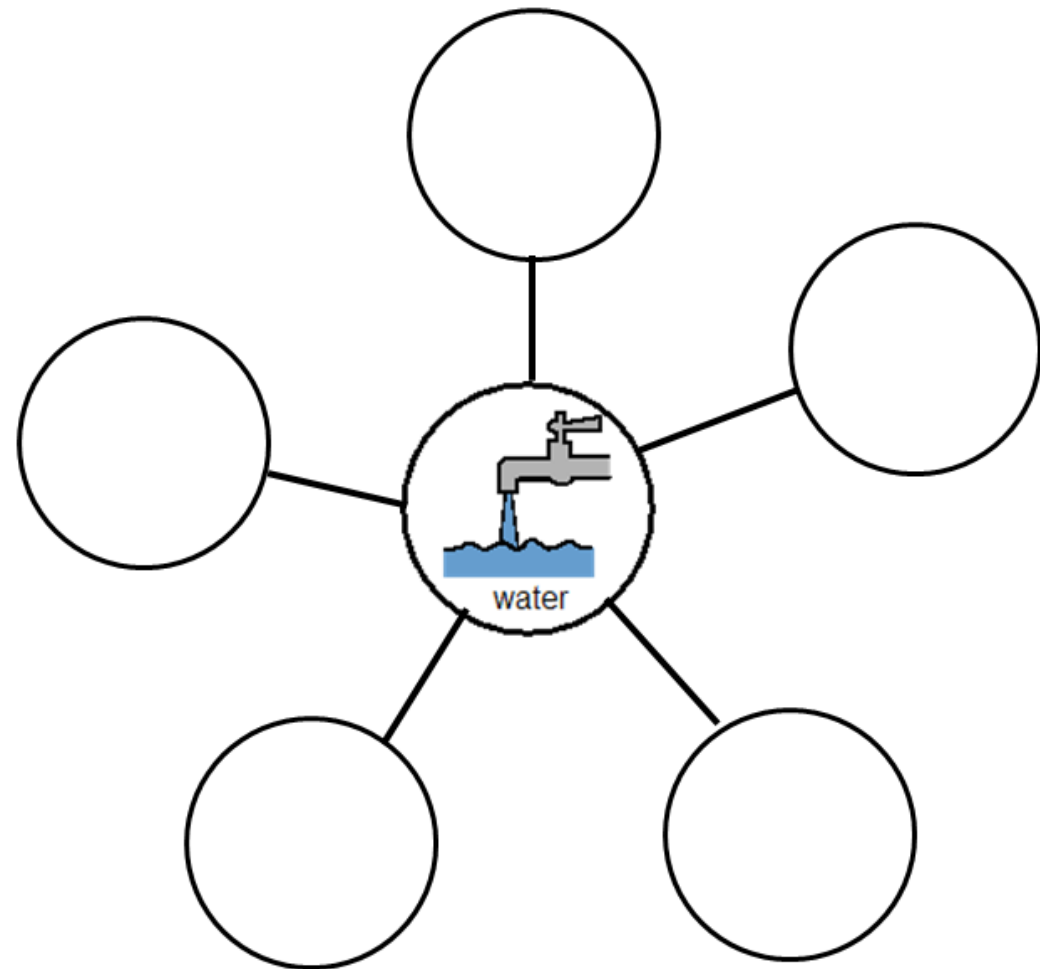


There are 2 circle maps.  
Each comes with 2  
choices:

An errorless option with  
only correct answers


An option that has wrong  
answers mixed in  
students will need to set  
aside.

What are some threats to our water supply?



There is a thinking map to show the threats to water around the world.

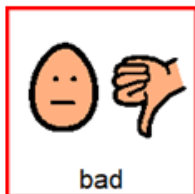
This is an errorless activity.







good



bad



trash



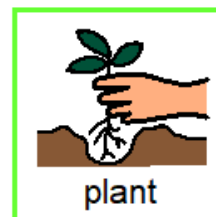
recycle




chop trees



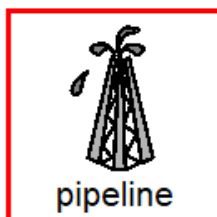
traffic



plant




use less



pipeline



big ships



population



buildings



changing land



gardens



reduce trash




protect rainforest



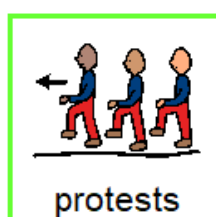
national park



education



teach others



protests




pesticides



pollution

There is a sorting activity looking at things that are helpful or harmful to the water supply and to the earth. A color-coded version (shown here) is included.





I want to be a  protector. 

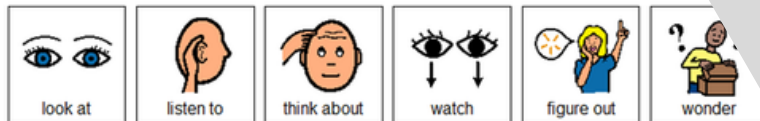

I think protecting it would be a  thing.

First, I  about what is happening.


Then I will decide if I can  it.

Finally, I will  and will make a difference.

Choose a picture for first box of go through magazines or draw your own.



There is a writing prompt for students to complete. This is an errorless activity that allows students to write a story independently.





Listen to We  
are the Water  
Protectors read  
aloud



*There is a video from  
YouTube of the book  
read aloud included in  
the set of google slides.*



# The Black Snake



Place pictures in circle map about showing facts about the pipeline.


 millions of miles	 have the most	 different sizes	
 can leak	 can make people sick	 pollutes water	
 expensive	 make animals sick		

There are digital versions of the activities included. Students click and drag the answers.





good



bad


Place the pictures in the best column if it is good or bad for the Earth and water. If you are not sure, place it on the middle line.

 traffic	 trash	 recycle	 chop trees
 use less	 pipeline	 big ships	 people
 changing land	 gardens	 reduce trash	 pesticides
 education	 teach others	 protests	 pesticides

Christa Joy, Special Needs for Special Kids  
The Picture Communication Symbols ©1981-2019 by Tobii Dynavox. All Rights Reserved  
Worldwide. Used with permission. Boardmaker® is a trademark of Tobii Dynavox

There are 2 sets, one that includes differentiation shown here.





I realize there will be some students out there unable to do cutting activities. I have a blog post with ways to complete activities without a pair of scissors!!

**[Click Here to read more!!](#)**