

# WALKING TO CLASS



**SOCIAL STORY + ACTIVITIES**



*This unit was created with this guy in mind. He has autism and an intellectual disability. He is a non-reader, and struggles to pay attention. With some support he is able to do this unit, and enjoys the challenge. He is my tester!!*

# Walking to Class

## Social Story & Activities

By  
Christa Joy  
Special Needs for Special Kids



Christa Joy, Special Needs for Special Kids

### Table of Contents

Worksheet pages	Activity
4-9	Walking to Class booklet
10-12	Sorting Behaviors
13-16	Power Cards
17-18	Terms of Use

In a separate file you will find:

- PowerPoint version of social story (**editable**)
- Activities in black and white

You can also download this social story as a google slide presentation. You will be prompted to make a copy. This is **editable** in case you need to adjust to the needs of your students. [CLICK HERE](#)

Christa Joy, Special Needs for Special Kids

*This unit has a story and activities. The activities come in 2 separate files, one in color and one in black and white.*

I can walk to class on my own without any help from a teacher.



©ChristaJoy, SNSK

I will try not to shout "hi" to other students and teachers I see.



©ChristaJoy, SNSK

There is a 14-page book with simple text and engaging photos.

I am getting older and more responsible.



Page 1

©Christa Joy, SNSK

I can walk to my class without any help from a teacher.



Page 2

©Christa Joy, SNSK

I will keep my hands to myself while in the hallway.



Page 5

©Christa Joy, SNSK



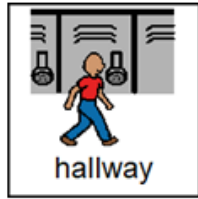
I will not shout "hello" to people I see while in the hallway.



Page 6

©Christa Joy, SNSK

There is a 10 page booklet using picture symbols that review the main concepts in the social story and can go home with the student.



There is a sorting activity looking where is the best place for certain behaviors. Suggestions for differentiation are included.

Front of card

In the Hallway



Chr  
The Picture Communication  
Worldwide. Used with

Back of card

Remember, in the hallway:

1. Quiet
2. Hands to myself
3. Walk
4. Do not disturb

Front of card

In the Hallway



Back of card

Remember, in the hallway:



Christa Joy, Special Needs for Special Kids  
The Picture Communication Symbols ©1981–2018 by Tobii Dynavox. All Rights Reserved  
Worldwide. Used with permission. Boardmaker® is a trademark of Tobii Dynavox

There is a power card with reminders for what to do when walking in the hall. They come in 2 versions and 2 sizes.

*The activities that accompany this social story provide:*

*1. A structured way for you to review this skill.*

*2. A way to informally assess if students are comprehending the material.*

*3. Engages the student by providing different ways to review the same material.*