

Special Ed

# VETERANS DAY



ALSO INCLUDES GOOGLE SLIDES



*This unit was created with this guy in mind. He has autism and an intellectual disability. He is a non-reader, and loves the sound of piano keys. With some support he is able to do this unit, and enjoys the challenge. He is my tester!!*

# Veterans Day Day Unit

By  
Christa Joy  
Special Needs for Special Kids



Christa Joy, Special Needs for Special Kids  
The Picture Communication Symbols ©1981-2019 by Tobii Dynavox. All Rights Reserved  
Worldwide. Used with permission. Boardmaker® is a trademark of Tobii Dynavox

## Table of Contents

| Pages | Activity                |
|-------|-------------------------|
| 4-24  | History of Veterans Day |
| 25-45 | What is a Veteran?      |
| 46-48 | Vocabulary board        |
| 49-50 | Family Activity         |
| 51-56 | Circle map              |
| 57    | Find it on the calendar |
| 58-60 | Poppy craft             |
| 61-62 | Art project             |
| 63-66 | Patterns                |
| 67-71 | Writing prompt          |
| 72-73 | Close worksheet         |
| 74-75 | Terms of Use            |

In separate files, you will find:

- Directions and links to digital activities
- Recorded PowerPoint

*This unit contains 70 pages of material. This should cover about 5 days of instruction.*

Christa Joy, Special Needs for Special Kids  
The Picture Communication Symbols ©1981-2019 by Tobii Dynavox. All Rights Reserved  
Worldwide. Used with permission. Boardmaker® is a trademark of Tobii Dynavox



It is an important day to honor and remember those men and women who have protected our country.

Christa Joy, Special Needs for Special Kids



It was very important for the people of the United States to remember what these soldiers had sacrificed.

Christa Joy, Special Needs for Special Kids

There is a 21 page book about the history and how we celebrate Veterans Day.

It comes in pdf version as well as a voice recorded PowerPoint (so you don't have to print it out.)



A veteran is a man or woman who served in the military.

Christa Joy, Spec



While in the military, veterans protect our country.


Christa Joy, Special Needs for Special Kids

There is a 21 page book about what a Veteran is.

It comes in pdf version as well as a voice recorded PowerPoint (so you don't have to print it out.)



Veteran's Day



ChristaJoy, Special Needs for Special  
The Picture Communication Symbols ©1981-2019 by Tobii  
Worldwide. Used with permission. Boardmaker® is a trac



Cut apart picture symbols below and glue in star.

Errorless



Cut apart picture symbols below and glue in star **ONLY**  
**IF** they relate to Veterans' Day.



There is a circle map to review the main facts covered in the book.

Circle maps are a great way for students to see the concept at a glance. There are 2 versions:


- One is errorless
- One has wrong answers mixed in students will have to set aside

November 11 is Veterans Day. Color in the date on the calendar.

## November 2022


| SUN | MON | TUE | WED | THU | FRI | SAT |
|-----|-----|-----|-----|-----|-----|-----|
|     |     | 1   | 2   | 3   | 4   | 5   |
| 6   | 7   | 8   | 9   | 10  | 11  | 12  |
| 13  | 14  | 15  | 16  | 17  | 18  | 19  |
| 20  | 21  | 22  | 23  | 24  | 25  | 26  |
| 27  | 28  | 29  | 30  |     |     |     |

Students will color the correct date on the calendar. This is updated each year.





# Veterans Day Homework



- We are learning about Veterans Day in class. We would like to make a poster honoring all the veterans in each student's family. Please help your child place the following information on each star and return them to school tomorrow:
  - Name of veteran in your family
  - Branch of service
  - Location of service
  - any other pertinent information
- Thanks so much for your help!!



*There is a family involvement activity you can send home to learn more about the veterans that may be in your students' families.*








Christa Joy, Special Needs for Special Kids  
 The Picture Communication Symbols ©1981-2019 by Tobii Dynavox. All Rights Reserved  
 Worldwide. Used with permission. Boardmaker® is a trademark of Tobii Dynavox



There are two pattern worksheets with symbols from the vocabulary board.




Christa Joy, Special Needs for Special Kids  
 The Picture Communication Symbols ©1981-2019 by Tobii Dynavox. All Rights Reserved  
 Worldwide. Used with permission. Boardmaker® is a trademark of Tobii Dynavox




### Making poppies

1. Color in shapes according to color
2. Cut apart
3. Assemble into flower
4. Add pipe cleaner for stem

#### Color RED



#### Color BLACK




#### Color GREEN



Christa Joy, Special Needs for Special Kids  
The Picture Communication Symbols ©1981-2019 by Tobii Dynavox. All Rights Reserved  
Worldwide. Used with permission. Boardmaker® is a trademark of Tobii Dynavox

2



Christa Joy, Special Needs for Special Kids  
The Picture Communication Symbols ©1981-2019 by Tobii Dynavox. All Rights Reserved  
Worldwide. Used with permission. Boardmaker® is a trademark of Tobii Dynavox

3



### Veterans Day Art Project



- This craft is specifically designed for students with severe disabilities to enable them to complete it as independently as possible.
- This craft also recognizes the fine motor issues many of our students have.
- Teacher preparation
  - Cut out a star from white construction paper
  - Tape star in bottom of a box lid
- Directions
  - Fill a small cup with red paint
  - Have students drop marble into the cup
  - Roll around until marble is sufficiently covered with paint
  - Have teacher remove marble and drop into box lid with star
  - Students move box lid around as marble distributes red paint

Christa Joy, Special Needs for Special Kids  
The Picture Communication Symbols ©1981-2019 by Tobii Dynavox. All Rights Reserved  
Worldwide. Used with permission. Boardmaker® is a trademark of Tobii Dynavox

### Veterans Day Art Project

- Directions continued
  - Do the same with a cup of blue paint and a new marble
  - Allow to dry
- Differentiation
  - For students that have significant fine motor challenges, use a larger ball like a golf ball or ping pong ball
  - For students who may need more stability for the box, place a mixing bowl upside down as a pivot point for students to use for the box lid

Christa Joy, Special Needs for Special Kids  
The Picture Communication Symbols ©1981-2019 by Tobii Dynavox. All Rights Reserved  
Worldwide. Used with permission. Boardmaker® is a trademark of Tobii Dynavox

There are two art projects. One requires some cutting and the other one is perfect for students who may have fine motor issues or cutting is not an option.



# Veterans Day



Veterans Day is on

Veterans are people who served in the

Veterans are soldiers who protected

We have

to honor our veterans

Veterans are

and




Students will complete a fill-in-the-blank activity that serves as the assessment for this unit.

Christa Joy, Special Needs for Special Kids  
The Picture Communication Symbols ©1981-2019 by Tobii Dynavox. All Rights Reserved. Used with permission. Boardmaker® is a trademark of Tobii Dynavox.

Picture symbols to finish sentences on previous page


|                 |            |                   |
|-----------------|------------|-------------------|
| <br>November 11 | <br>strong | <br>parade        |
| <br>military    | <br>brave  | <br>United States |



# Veterans are Amazing

We should  all veterans.


*Here are some amazing veterans.*



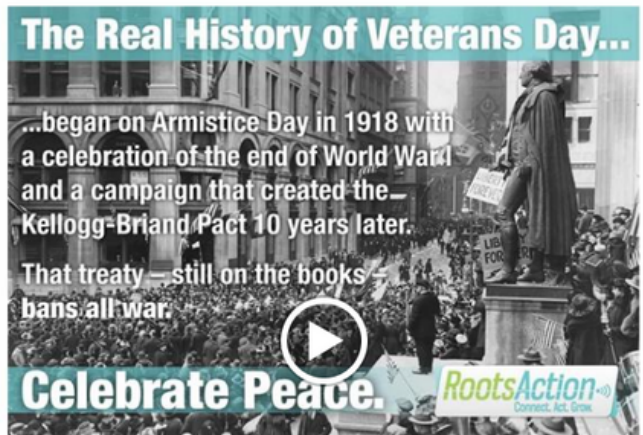
veterans



There is a writing prompt where students can share what they feel is important about the holiday which is supported by picture choices.



Watch the movie on the History of Veterans Day




This helps keep the historical significance and incredible importance of this holiday.

Christa Joy, Special Needs for Special Kids

*This unit also includes digital versions of the activities.*

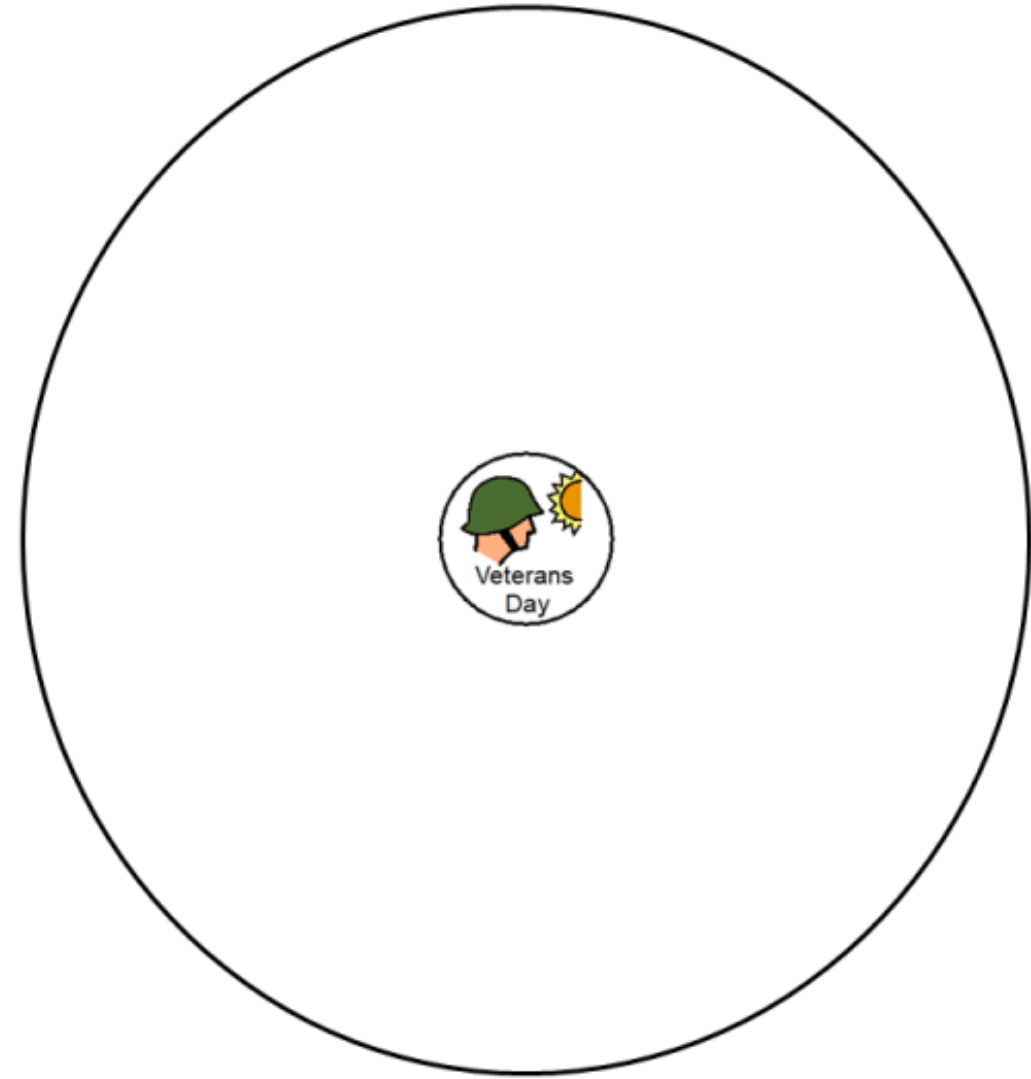
*Students can watch a movie of both books rather than print them out.*

Watch the movie on What is a Veteran?



A veteran is a man or woman who served in the military.

Christa Joy, Special Needs for Special Kids



Place the pictures in the circle about Veterans Day.



Each activity is set up so students can click and drag answers. No typing is required.



# Veterans Day



Veterans Day is on

Veterans are people who served in the

Veterans are soldiers who protected

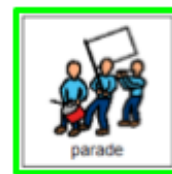

We have

to honor our veterans

Veterans are

and

Use the pictures to finish the sentences about Veterans Day.



The second set of slides uses color for differentiation and extra support for students who may need it. Mix and match slides from both sets to make the perfect set for each student.



I realize there will be some students out there unable to do cutting activities. I have a blog post with ways to complete activities without a pair of scissors!!

*Most of the activities (except the book) come in color and black and white.*

**[Click Here to read more!!](#)**