

Special Ed

VETERANS DAY



ALSO INCLUDES GOOGLE SLIDES



For students who:

- *are emerging or non-readers*
- *take alternate assessments*
- *are in special education*
- *short-attention span*
- *lack pre-requisite skills*
- *benefit from the use of pictures for support*

Veterans Day Day Unit

By

Christa Joy

Special Needs for Special Kids



Christa Joy, Special Needs for Special Kids
The Picture Communication Symbols ©1981-2019 by Tobii Dynavox. All Rights Reserved
Worldwide. Used with permission. Boardmaker® is a trademark of Tobii Dynavox

Table of Contents

Pages	Activity
4-24	History of Veterans Day
25-45	What is a Veteran?
46-48	Vocabulary board
49-50	Family Activity
51-56	Circle map
57	Find it on the calendar
58-60	Poppy craft
61-62	Art project
63-66	Patterns
67-71	Writing prompt
72-73	Close worksheet
74-75	Terms of Use

In separate files, you will find:

- Directions and links to digital activities
- Recorded PowerPoint

Christa Joy, Special Needs for Special Kids
The Picture Communication Symbols ©1981-2019 by Tobii Dynavox. All Rights Reserved
Worldwide. Used with permission. Boardmaker® is a trademark of Tobii Dynavox

This unit contains 70 pages of material. This should cover about 5 days of instruction.

lesson plan included



It is an important day to honor and remember those men and women who have protected our country.

Christa Joy, Special Needs for Special Kids



There is a 21 page book about the history and how we celebrate Veterans Day.



It was very important for the people of the United States to remember what these soldiers had sacrificed.

Christa Joy, Special Needs for Special Kids

It comes in PowerPoint as well as a mp4 movie. (so you don't have to print it out)



A veteran is a man or woman who served in the military.

Christa Joy, Spec



There is a 21 page book about what a Veteran is.

It comes in PowerPoint as well as a mp4 movie. (so you don't have to print it out)



While in the military, veterans protect our country.

Christa Joy, Special Needs for Special Kids

3 pages

This slide show is about:

Veterans Day is celebrated on _____.

Veterans Day started as _____, November 11, 1919.

November 11 is the anniversary of the end of _____.

It was very important for the people of the United States to remember what the _____ had sacrificed during WW1.

President _____ changed it from Armistice Day to Veterans Day in 1954.

Veterans Day is a day of celebration with parades with people home from _____ and _____.

We celebrate Veterans Day on _____ regardless of the _____ it falls on.

Optional Word Bank


- World War 1
- patriotism
- military
- Veterans Day
- far away
- school
- sacrifices
- Armistice Day
- country
- brave
- November 11
- all
- work
- long
- soldiers
- day of the
- family
- injured
- Eisenhower
- thankful
- scared
- November 11
- died
- country

As a free bonus, I have added fill-in-the-blank note pages to go with each PowerPoint.

Answer key included.



Veteran's Day



ChristaJoy, Special Needs for Special
The Picture Communication Symbols ©1981-2019 by Tobii
Worldwide. Used with permission. Boardmaker® is a trac



Cut apart picture symbols below and glue in star.

Errorless



Cut apart picture symbols below and glue in star **ONLY**
IF they relate to Veterans' Day.



There is a circle map to review the main facts covered in the book.

Circle maps are a great way for students to see the concept at a glance. There are 2 versions:

- One is errorless
- One has wrong answers mixed in students will have to set aside


November 11 is Veterans Day. Color in the date on the calendar.

NOVEMBER 2023						
Sun	Mon	Tue	Wed	Thu	Fri	Sat
29	30	31	1	2	3	4
5	6	7	8	9	10	11
12	13	14	15	16	17	18
19	20	21	22	23	24	25
26	27	28	29	30	1	2

Students will color the correct date on the calendar. This is updated each year.



Veterans Day Homework



- We are learning about Veterans Day in class. We would like to make a poster honoring all the veterans in each student's family. Please help your child place the following information on each star and return them to school tomorrow:
 - Name of veteran in your family
 - Branch of service
 - Location of service
 - any other pertinent information
- Thanks so much for your help!!





There is a family involvement activity you can send home to learn more about the veterans that may be in your students' families.




Christa Joy, Special Needs for Special Kids
 The Picture Communication Symbols ©1981-2019 by Tobii Dynavox. All Rights Reserved
 Worldwide. Used with permission. Boardmaker® is a trademark of Tobii Dynavox



There are two pattern worksheets with symbols from the vocabulary board.



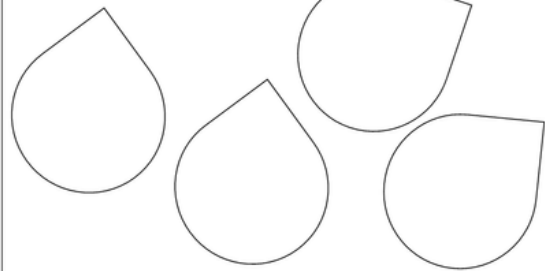
Christa Joy, Special Needs for Special Kids
 The Picture Communication Symbols ©1981-2019 by Tobii Dynavox. All Rights Reserved
 Worldwide. Used with permission. Boardmaker® is a trademark of Tobii Dynavox



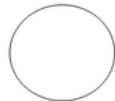
Making poppies

1. Color in shapes according to color
2. Cut apart
3. Assemble into flower
4. Add pipe cleaner for stem

Color RED



Color BLACK




Color GREEN



Christa Joy, Special Needs for Special Kids
The Picture Communication Symbols ©1981-2019 by Tobii Dynavox. All Rights Reserved
Worldwide. Used with permission. Boardmaker® is a trademark of Tobii Dynavox

2



Christa Joy, Special Needs for Special Kids
The Picture Communication Symbols ©1981-2019 by Tobii Dynavox. All Rights Reserved
Worldwide. Used with permission. Boardmaker® is a trademark of Tobii Dynavox

3



Veterans Day Art Project



- This craft is specifically designed for students with severe disabilities to enable them to complete it as independently as possible.
- This craft also recognizes the fine motor issues many of our students have.
- Teacher preparation
 - Cut out a star from white construction paper
 - Tape star in bottom of a box lid
- Directions
 - Fill a small cup with red paint
 - Have students drop marble into the cup
 - Roll around until marble is sufficiently covered with paint
 - Have teacher remove marble and drop into box lid with star
 - Students move box lid around as marble distributes red paint

Christa Joy, Special Needs for Special Kids
The Picture Communication Symbols ©1981-2019 by Tobii Dynavox. All Rights Reserved
Worldwide. Used with permission. Boardmaker® is a trademark of Tobii Dynavox

Veterans Day Art Project

- Directions continued
 - Do the same with a cup of blue paint and a new marble
 - Allow to dry
- Differentiation
 - For students that have significant fine motor challenges, use a larger ball like a golf ball or ping pong ball
 - For students who may need more stability for the box, place a mixing bowl upside down as a pivot point for students to use for the box lid

Christa Joy, Special Needs for Special Kids
The Picture Communication Symbols ©1981-2019 by Tobii Dynavox. All Rights Reserved
Worldwide. Used with permission. Boardmaker® is a trademark of Tobii Dynavox

There are two art projects. One requires some cutting and the other one is perfect for students who may have fine motor issues or cutting is not an option.



Veterans Day



Veterans Day is on

Veterans are people who served in the

Veterans are soldiers who protected

We have

to honor our veterans

Veterans are


and



Students will complete a fill-in-the-blank activity that serves as the assessment for this unit.

ChristaJoy, Special Needs for Special Kids
The Picture Communication Symbols ©1981-2019 by Tobii Dynavox. All Rights Reserved. Used with permission. Boardmaker® is a trademark of Tobii Dynavox.

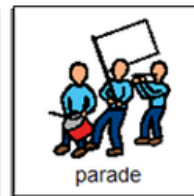
Picture symbols to finish sentences on previous page



November 11




strong



parade




military



brave




United States




Veterans are Amazing

We should all veterans.


Here are some amazing veterans.



veterans



There is a writing prompt where students can share what they feel is important about the holiday which is supported by picture choices.



Watch the movie on the History of Veterans Day

The Real History of Veterans Day...

...began on Armistice Day in 1918 with a celebration of the end of World War I and a campaign that created the Kellogg-Briand Pact 10 years later.

That treaty — still on the books — bans all war.



Celebrate Peace.

RootsAction
Connect. Act. Grow.


This helps keep the historical significance and incredible importance of this holiday.

Christa Joy, Special Needs for Special Kids

This unit also includes digital versions of the activities.

Students can watch a movie of both books rather than print them out.

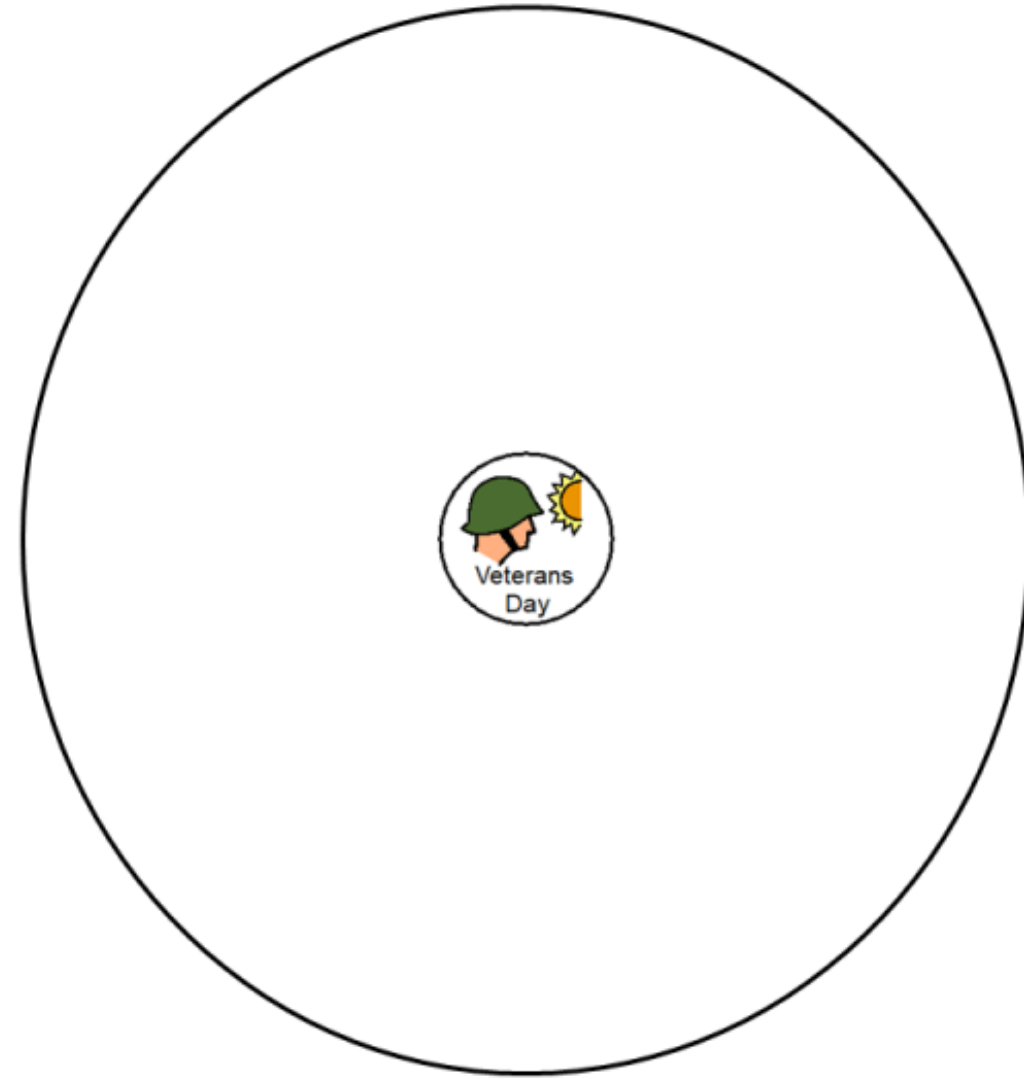
Watch the movie on What is a Veteran?



A veteran is a man or woman who served in the military.

Christa Joy, Special Needs for Special Kids

great for review



Place the pictures in the circle about Veterans Day.



Each activity is set up so students can click and drag answers. No typing is required.

perfect for all learning levels



Veterans Day



Veterans Day is on

Veterans are people who served in the

Veterans are soldiers who protected



We have

to honor our veterans

Veterans are

and

Use the pictures to finish the sentences about Veterans Day.



The second set of slides uses color for differentiation and extra support for students who may need it. Mix and match slides from both sets to make the perfect set for each student.