

# **Vacation Under the Volcano**

## **Magic Tree House #13**



**11 activities**

**15 questions**



Special Needs for Special Kids





These novel units are something I created and started using in my classroom. I had students with significant challenges and most were **non-readers** (like my little guy). They were the best thing I ever did, and my students LOVED them.



## Table of Contents

Worksheet pages	Title	Chapter
4-5	Suggestions for use	
6	Story board	
7	Title and Author	
8	Nightmare or dream?	1
9-10	Venn Diagram: Ancient Rome and today	2
11	What is a soothsayer?	3
12-14	Ways to warn someone	4
15-16	Matching then and now	5
17-19	Ways to tell time	6
20-22	Volcano circle map	7
23	Safe or dangerous situations	8
24-25	Ways to rescue someone	9
26-27	My trip in the Magic Treehouse	10
28-30	Other Novel Units available	
31-32	Terms of Use	

This novel unit has **11 different activities**. There is an activity for each chapter that is NOT comprehension based. So, even if your students do not pay attention, they can still complete the activity.

## Dream or Nightmare

Look at each jar. If you think it would be found in a good dream, color in **yellow**. If it would be something in a nightmare, color it **grey**.



For example, Annie has a nightmare. Students will decide which of the images would represent a dream or a nightmare.



## Suggestions for Use

- I made this unit to go along with the book, *Vacation Under the Volcano* that you would be reading it aloud to your class at a rate of about 1 chapter per day.
- Be sure to give each student their own copy of the story board (pg. 6) to use while reading and discussing the story.
- Benefits of reading out loud, even to classes made up of severely affected students:
  - Teaches students to sit quietly even when there isn't something for them to do. This is such an important life skill. We all have to spend time sitting and listening to someone we are not that interested in at some point.
  - Parents will LOVE you. Not only will they be excited their child is being exposed to age appropriate material, but you are teaching them how to sit quietly, which will hopefully transfer to home as well.
  - Even with your lowest level learners, you will have 1 or 2 that will truly enjoy the story.
  - It can be a calming experience to sit and listen to the teacher read in a methodical way.

## Suggestions for Use

- For students who need more structure, place the number of post-it notes in front of him/her that corresponds to the number of pages you intend to read. Remove a post-it as you finish each page. The visual will help lessen their anxiety.
- You will find 1 activity for each chapter. You will still have plenty to choose from and find those that fit best with your students.
- Differentiation:
  - For any activity, you can quickly differentiate for your lower level learners by using a color coding technique.
  - If sorting, outline each sorting category a certain color and then outline the corresponding pictures the same color.
  - Becomes a matching task.
- This unit includes 15 comprehension questions. There is a chart to show which chapter each question comes from. Each questions is a multiple-choice questions with three answer choices that uses pictures.
- An answer key is included.

Suggestions on how I found this activity worked best in my classroom are provided. I typically had 6-8 students in grades K-5 with one adult assistant in the room with me.


Color version

# Vacation Under the Volcano

## Magic Tree House #13

### for Special Education

By  
Christa Joy  
Special Needs for Special Kids



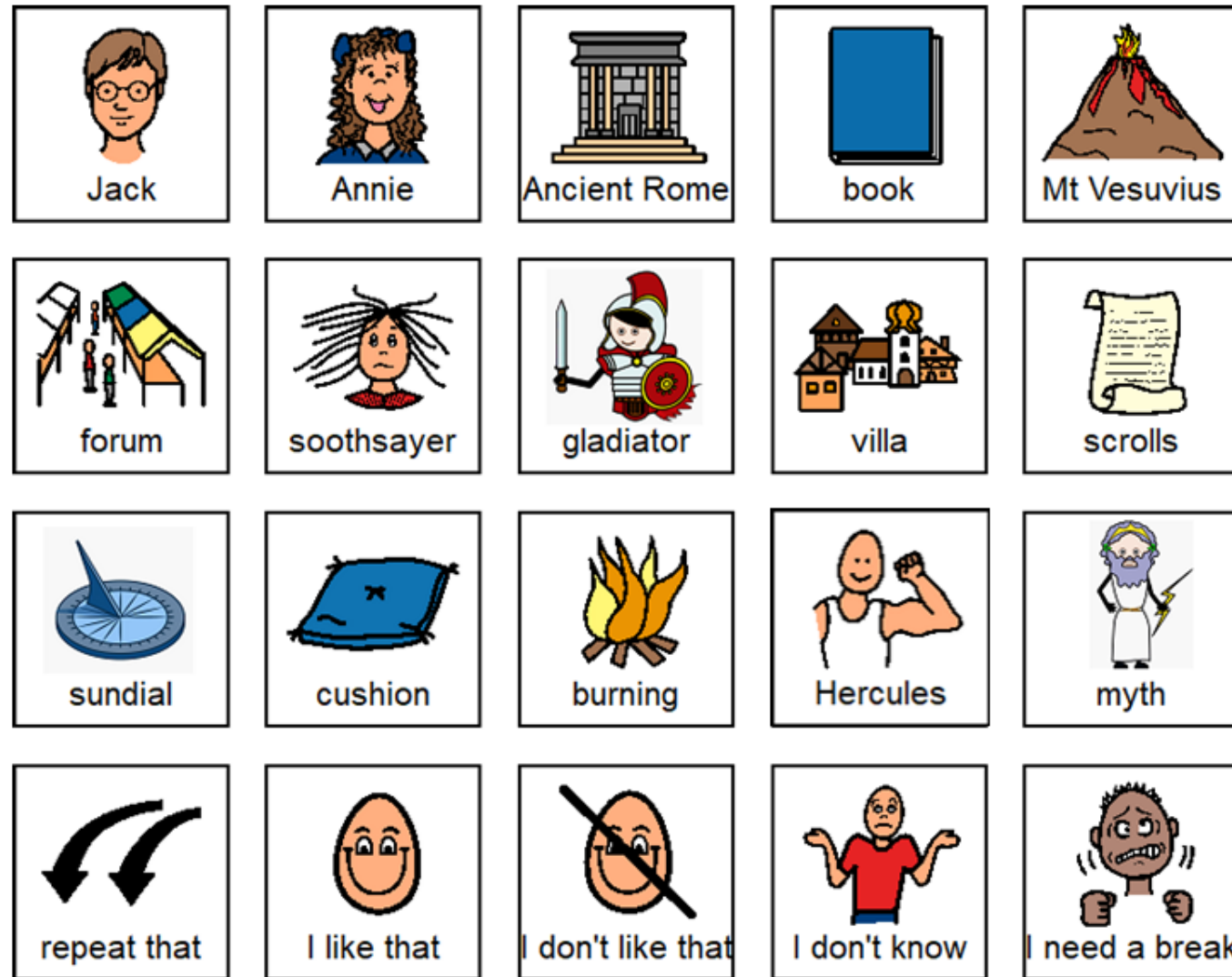
*This entire novel unit comes in 2 separate files. One is completely in color and one is completely in black and white.*



This unit comes with a vocabulary board.

Vocabulary boards are great for ALL students to assist with participation and engagement in group discussions.

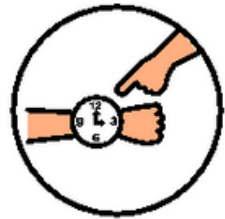
Tips on how to use in the unit!!




What are some different ways you can tell what time it is?

errorless

Place the following in the circle map to show ways to tell time.



Place the following in the circle map on the previous page **ONLY IF** they show ways you can tell time.



There are circle maps in this unit.

Circle maps are a great way for students to see the big idea.



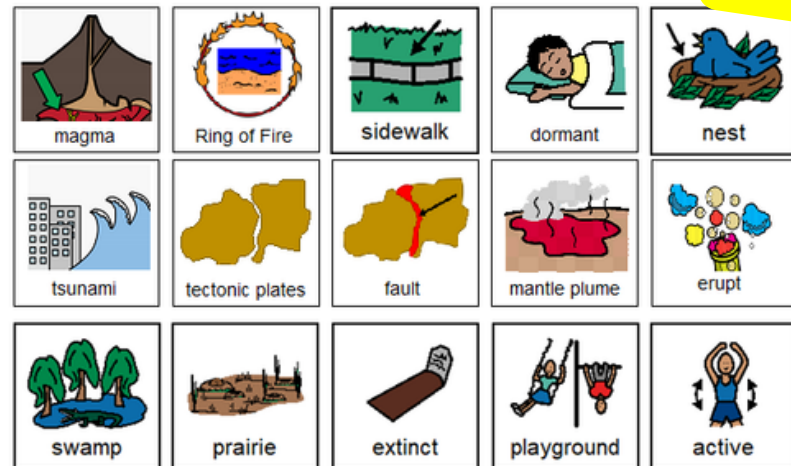


Let's learn some things about volcanoes.

Cut apart pictures and place in circle map about volcanoes.




Cut apart pictures and place in circle map about volcanoes.






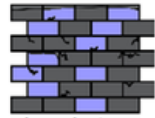




Each circle map comes with 2 choices:

An errorless option with only correct answers

An option that has wrong answers mixed in students will need to set aside.



Match the present-day equivalent to the things Jack and Annie saw in Ancient Rome.









 rain water	<input type="checkbox"/>	 wooden bed	<input type="checkbox"/>
 draw on walls	<input type="checkbox"/>	 colored stones	<input type="checkbox"/>
 couches	<input type="checkbox"/>	 pond	<input type="checkbox"/>
 palm tree in house	<input type="checkbox"/>	 scrolls	<input type="checkbox"/>




There are matching activities.

Directions on how to add color coding for differentiation is included.

Match the objects below to the things found in Ancient Rome on the previous page.

 flowers	 carpet	 aquarium	 bed
 painting	 books	 sink	 chairs





# My trip in the magic treehouse

I looked in a book about  and made a wish.

When I opened my eyes, I saw a .

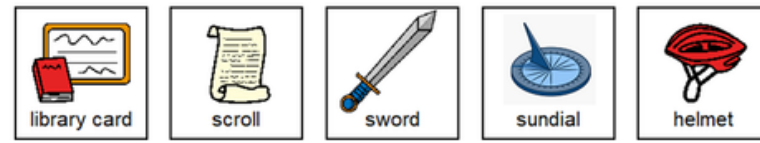

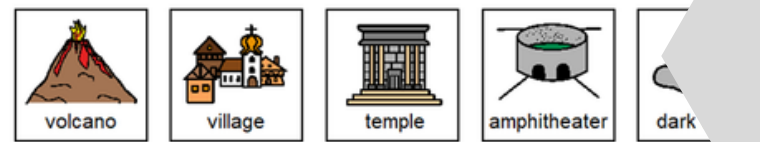

I went down the ladder to check out the .

I took  with me.

When it was time to go back home, I felt .



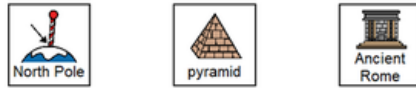
All of the Magic Tree House units end with a writing prompt. These are errorless activities. Students will write a story about their trip in the treehouse. Different pictures are used for each novel.



1. What are Jack and Annie going to look for?



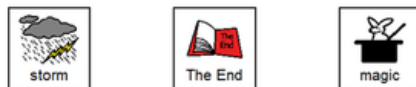
2. Where are Jack and Annie going?



3. What does Annie see in the distance that scares her?



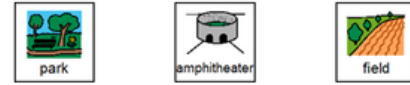
4. What did the old woman warn Jack and Annie was near?



5. What could the soothsayer see?



6. Where would the gladiators fight?



7. Who told Jack and Annie where to find the book?



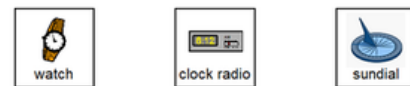
8. What did Jack and Annie find instead of books?



9. What time will Mt. Vesuvius erupt?



10. What did Jack and Annie use to tell the time?



Finally this unit does come with 15 comprehension questions.

There is a guide that references which chapter each question came from.

Answer key included!!

Chapter references for each question

Question	Chapter
1	1
2	1
3	2
4	2
5	3
6	4
7	4
8	5
9	6
10	6
11	7
12	8
13	8
14	9
15	10





*I realize there will be some students out there unable to do cutting activities. I have a blog post with ways to complete activities without a pair of scissors!!*

**[Click Here to read more!!](#)**