

Special Ed

THE MAN WHO WALKED BETWEEN TWO TOWERS

Literacy Unit



Special Needs for Special Kids

ALSO INCLUDES GOOGLE SLIDES



These literacy units are something I created and started using in my classroom. I had students with significant challenges and most were **non-readers**. This is a great way to expose all students to some great books.

Table of Contents

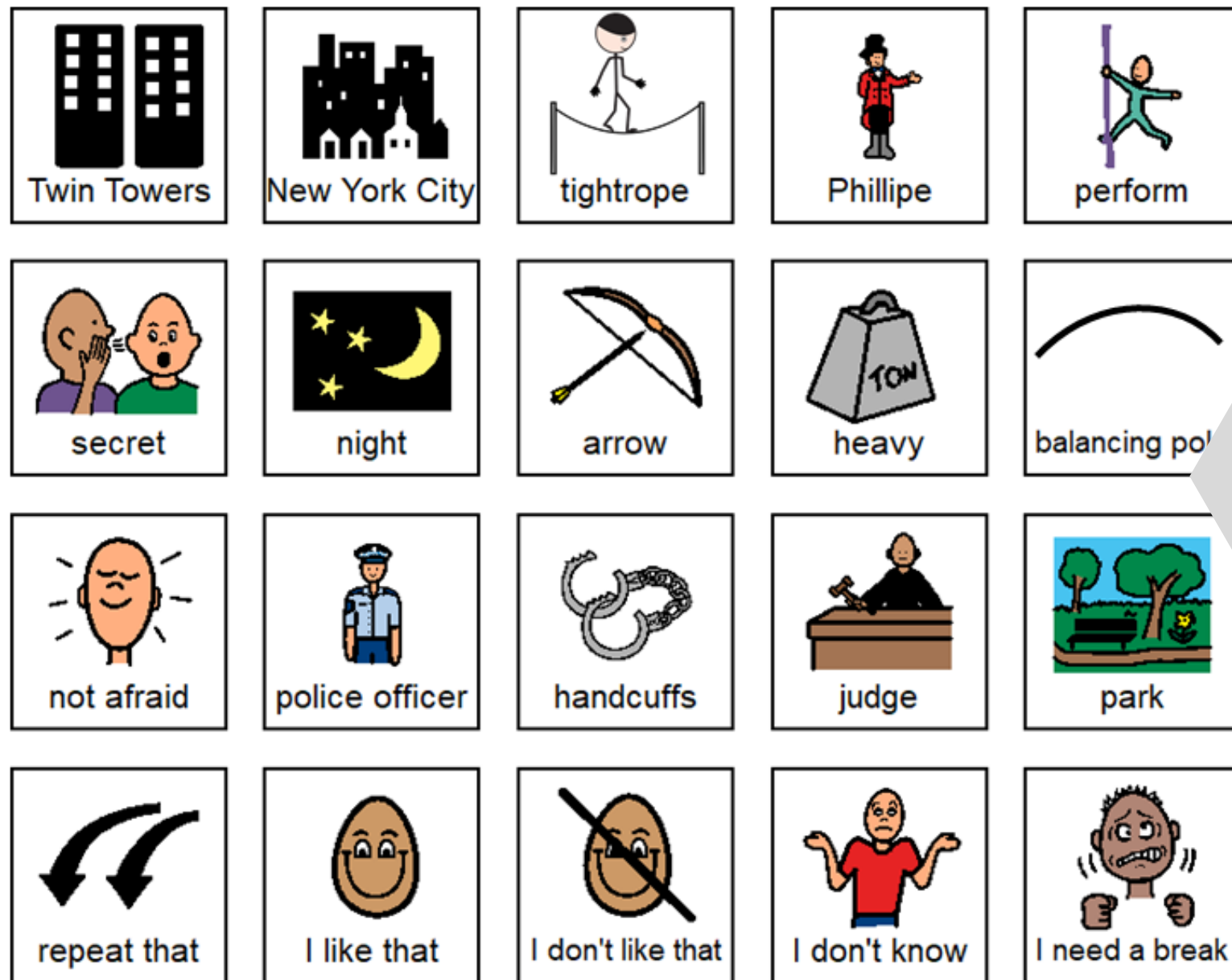
Worksheet pages	Title
4-5	Story Board
6-9	Circle map: Phillipe
10	Things that are dangerous
11-13	Facts about the Twin Towers
14-16	Place that are high or low
17-19	Writing prompt: High on the wire
20-21	Foil art project
22-23	Terms of Use

In a separate files:

- Directions and links to digital activities
- Remembering 9/11 book
- Activities in black and white

This unit has 5 activities to go with this book to last a full week of instruction.

There are 2 separate files, one in color and one in black and white.



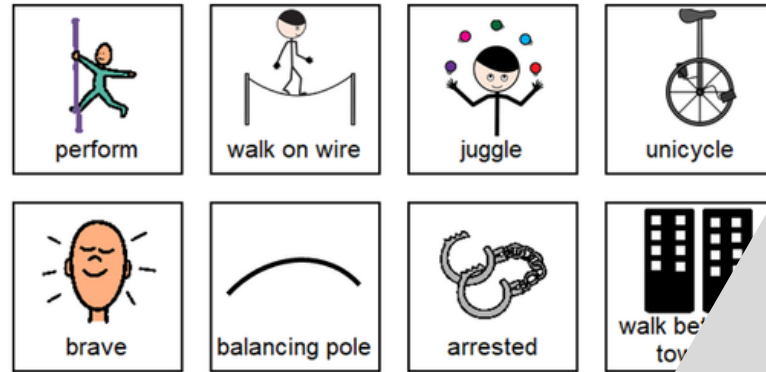
This unit comes with a storyboard.

Storyboards are great for ALL students to assist with participation and engagement in group discussions.


Tips on how to use in the unit!!

What do we learn about Phillipe?


Place the following in the circle map showing some things about Phillipe.





Place the following on the previous page **ONLY IF** they are things about Phillipe.



There is a circle map showing things we learn about Phillipe in the book. There is an option that only has correct answers and one that has wrong answers mixed in.




The Twin Towers



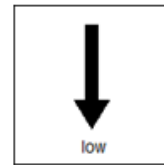
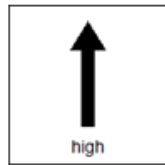
Cut out the facts below and place them on the picture of the Twin Towers.
















 World Trade Center 1&2	110 stories	 New York City	10,000 workers to build it	 40,000 windows
50,000 people worked there	 Phillipe walked across in 1974	 subway ran underneath	\$40 million to build	 attacked and fell on 9/11

Students will cover the Twin Towers with some facts about the buildings. This is an errorless activity that goes great with your lessons for 9/11 or Patriot Day.




Phillipe was very high above the ground when he walked between the Twin Towers. Sort the following locations into those if you **jumped from the top** of it would be high or low.



 roof	 ground	 balance beam	 roller coaster	 mountain peak
 ferris wheel	 bench	 tree	 chair	 sofa
 bean bag chair	 outlook tower	 picnic table	 trampoline	 bridge


There is a sorting activity of places that are high or low. Color-coding can be added for differentiation.




Phillipe walking between the two towers was not the safest thing to do, although he was very skilled as a wire walker. Color in those things you think are **safe choices green** and those that are **not safe choices red**.



Students will color in activities that seem safe green and those that seem dangerous red. Suggestions for differentiation are included.




High on the Wire



I like to walk on wires that are in places.

I like to look down at the .











I wear a so the people below can see me.

It can be scary when I 

But high on the wire is where I feel the most .


Christa Joy, Special Needs for Special Kids The Picture Communication Symbols ©1981-2019 by Tobii Dynavox. All Rights Reserved Worldwide. Used with permission. Boardmaker® is a trademark of Tobii Dynavox



 high	 rocky	 crowded	 exciting	
 people	 houses	 fields	 trees	
 string of lights	 bright vest	 top hat	 flashlight	 life jacket
 slip	 cough	 sneeze	 burp	 get tired
 alive	 safe	 free	 excited	 happy

Christa Joy, Special Needs for Special Kids The Picture Communication Symbols ©1981-2019 by Tobii Dynavox. All Rights Reserved Worldwide. Used with permission. Boardmaker® is a trademark of Tobii Dynavox

Students will write a story about walking on a high wire. This is an errorless activity that allows students to write their own story independently.





So what exactly happened on the morning of September 11?

Christa Joy, Special Needs for Special Kids




The first plane hit a building in New York City at 8:46am.


Christa Joy, Special Needs for Special Kids

Finally, there is a 36 page book that goes over what happened on 9/11/2001. It has engaging photos and simple text for students to understand what happened on this day. This is also in a video format so you do not have to print it out.

Listen to The Man
Who Walked
Between Two Towers
read aloud



*There is a video of the
book read aloud. This is
a video from YouTube.*



Great for review

There are digital versions of the activities included. Students click and drag the answers.



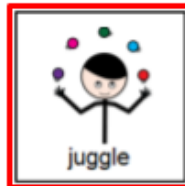
Place pictures in circle map showing things about Phillipe.



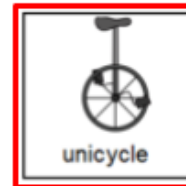
perform



walk on wire



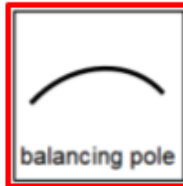
juggle



unicycle



brave



balancing pole



arrested

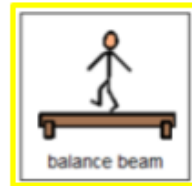
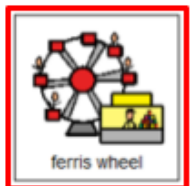





walk to town

Perfect for every learning level




Phillipe was very high above the ground when he walked between the Twin Towers. Sort the following locations into those if you jumped from the top of it would be high or low.

 roof	 ground	 balance beam	 roller coaster
 mountain peak	 ferris wheel	 bench	 tree
 chair	 sofa	 bean bag chair	 picnic table
 trampoline	 bridge		

Special Needs for Special Kids
©1981-2019 by Tobii Dynavox. All Rights Reserved
Boardmaker® is a trademark of Tobii Dynavox

There are 2 sets, one that includes differentiation shown here.



There are also instructions for creating a foil replica of the twin towers.