

TWISTER ON TUESDAY

MAGIC TREE HOUSE #23



10 activities

15 questions



Special Needs for Special Kids



These novel units are something I created and started using in my classroom. I had students with significant challenges and most were **non-readers** (like my little guy). They were the best thing I ever did, and my students LOVED them.

Table of Contents

Worksheet pages	Activity	Chapter
4	Suggestions for use	
5	Story board	
6	Title and Author	
7-8	Find Kansas	1
9-10	Life on the Oregon Trail	2
11-12	Then and Now: Homes	3
13-14	Then and Now: Schools	4
15-16	Then and Now: Food	5
17-18	Things to write with	6
19	Doing the Right Thing	7
20-22	Tornadoes	8
23	Saying thank you	9
24-25	My trip in the Magic Tree House	10
26-28	Other novel units available	
29-30	Terms of use	

This novel unit has **10 different activities**. There is an activity for each chapter that is NOT comprehension based. So, even if your students do not pay attention, they can still complete the activity.

Life on the Oregon Trail


My family left for Oregon Country months ago.

We took lots of with us.




We saw and on our travels.

The biggest danger we faced was .

It was .









- | | | | | |
|-----------------|-----------------|-------------------|------------------|------------------|
| 1
one | 2
two | 3
three | 4
four | 5
five |
|-----------------|-----------------|-------------------|------------------|------------------|

- | | | | | | |
|--|--|---|---|---|---|
| 
food | 
clothes | 
blankets | 
coffee | 
rope |  |
|--|--|---|---|---|---|

- | | | | | | |
|--|--|---|--|--|---|
| 
bears | 
deer | 
moose | 
eagles | 
snakes | 
raccoon |
|--|--|---|--|--|---|

- | | | | | | |
|---|--|---|---|--|---|
| 
disease | 
bad weather | 
injuries | 
wild animals | 
crossing rivers | 
getting lost |
|---|--|---|---|--|---|

- | | | | | | |
|--|--|--|---|--|--|
| 
exciting | 
dangerous | 
fun | 
exhausting | 
wonderful | 
scary |
|--|--|--|---|--|--|

Jack and Annie see a wagon train crossing the prairie.

Students will write a story as though they were traveling on the Oregon Trail.

This is an errorless activity.


Suggestions for Use

- I made this unit to go along with the book, *Twister on Tuesday, Magic Treehouse #23*.
- I figured that you would be reading it aloud to your class at a rate of about 1 chapter per day.
- Be sure to give each student their own copy of the story board (pg. 5) to use while reading and discussing the story.
- Benefits of reading out loud, even to classes made up of severely affected students:
 - Teaches students to sit quietly even when there isn't something for them to do. This is such an important life skill. We all have to spend time sitting and listening to someone we are not that interested in at some point.
 - Parents will LOVE you. Not only will they be excited their child is being exposed to age appropriate material, but you are teaching them how to sit quietly, which will hopefully transfer to home as well.
 - Even with your lowest level learners, you will have 1 or 2 that will truly enjoy the story.
 - It can be a calming experience to sit and listen to the teacher read in a methodical way.
- For students who need more structure, place the number of post-it notes in front of him/her that corresponds to the number of pages you intend to read. Remove a post-it as you finish each page. The visual will help lessen their anxiety.
- You will find 1 activity for each chapter. You will still have plenty to choose from and find those that fit best with your students.
- Differentiation:
 - For any activity, you can quickly differentiate for your lower level learners by using a color coding technique.
 - If sorting, outline each sorting category a certain color and then outline the corresponding pictures the same color.
 - Becomes a matching task.
- This unit includes 15 comprehension questions. There is a chart to show which chapter each question comes from. Each questions is a multiple-choice questions with three answer choices that uses pictures. (*This is a separate pdf.*)
- An answer key is included.

Suggestions on how I found this activity worked best in my classroom are provided. I typically had 6-8 students in grades K-5 with one adult assistant in the room with me.

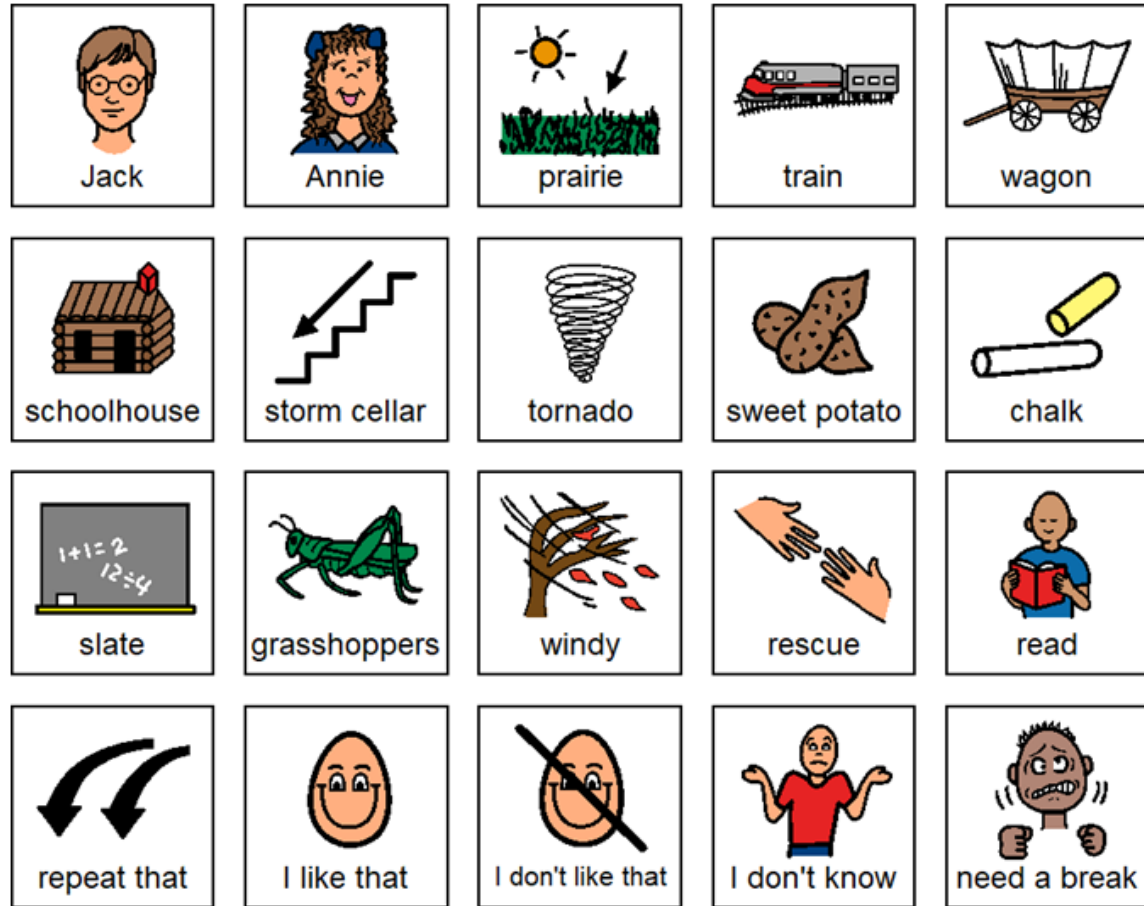
Twister on Tuesday Magic Tree House #23 for Special Education

By
Christa Joy
Special Needs for Special Kids



This entire novel unit comes in 2 separate files. One is completely in color and one is completely in black and white.

Story Board : to use while reading and for class discussions. Laminate and make 1 copy for each student.











This unit comes with a vocabulary board.








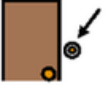
Vocabulary boards are great for ALL students to assist with participation and engagement in group discussions.

Tips on how to use in the unit!!

Then and Now: **Homes.** Find what you would find now in homes compared to the time Jack and Annie visit.


 fireplace	<input type="checkbox"/>	 sweep	<input type="checkbox"/>
 candle	<input type="checkbox"/>	 straw mattress	<input type="checkbox"/>
 fire	<input type="checkbox"/>	 large tub	<input type="checkbox"/>
 knock	<input type="checkbox"/>	 rocking chair	<input type="checkbox"/>

Match the modern thing below to the what people used to use on the previous page.











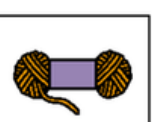





 bunk beds	 heater	 stove	 shower
 vacuum	 recliner	 lamp	 doorbell

There are matching activities. You can quickly differentiate these activities with some color-coding.

What are things you can and cannot write with?



Sort the pictures into the best column. If you are not sure, place it on the middle line.

 pencil	 typewriter	 stick	 chopsticks
 straw	 chocolate	 pen	 colored pencils
 markers	 lollipop	 yarn	 spoon
 candy cane	 candle	 chalk	 crayons

There are sorting activities.
You can quickly differentiate
these activities with some
color-coding.


Jack and Annie will be traveling to Kansas. Color in Kansas on the map of the United States below.



Jeb comes to say thank you to Jack and Annie for saving them. Put the pictures in the order showing how most people say thank you.

Five empty rectangular boxes for sequencing the pictures.

Cut apart and place in correct order above.



You want to have your students role play this to see what feels like the best sequence of events for them.

Doing the right thing is not always easy. Sometimes the right thing is hard to figure out, but doing the right thing usually makes us feel better.

Doing the right thing can be

Red empty box

Doing the right thing can be


Green empty box

Doing the right thing is

Blue empty box

Doing the right thing will make you feel

Yellow empty box



There are lots of activities to choose from so you can pick the best ones for your students, or do them all!!

My trip in the magic treehouse



I looked in a book about and made a wish.

We landed in the middle of a .

I saw lots of out the window.

I could hear from the tree house.

When it was time to go back home, I felt .

 Kansas	 covered wagons	 the prairie	 tornadoes	 colonial times
 field	 farm	 storm	 wheat field	 corn field
 wagons	 buffalo	 corn	 green clouds	 train tracks
 a train	 thunder	 yelling	 kids	 music
 exhausted	 happy	 excited	 a little sad	 great

All of the Magic Tree House units end with a writing prompt. These are errorless activities. Students will write a story about their trip in the treehouse. Different pictures are used for each novel.

1. What did Jack see a picture of crossing the prairie on the cover of a book?




2. What did Jack and Annie see crossing the prairie?



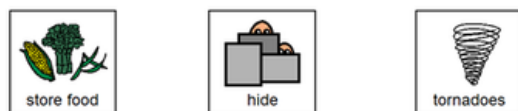
3. What did the white cloths covering the wagons look like?



4. What would the pioneers make bricks out of?




5. Why did many homes have storm cellars?



6. How many books did the class have?



7. Could Jeb, the older boy, know how to read?



8. What did the kids eat for lunch?



9. What were the special pens made from the students used?



10. What did Will and Kate think were attacking the schoolhouse?



Finally, this unit does come with 15 comprehension questions.

There is a guide that references which chapter each question came from.

Answer key included!!