

**THAT IS  
TOO  
LOUD**



**SOCIAL STORY + ACTIVITIES**



*This unit was created with this guy in mind. He has autism and an intellectual disability. He is a non-reader and struggles to sit still for long. With some support he is able to do this unit, and enjoys the challenge. He is my tester!!*

# That is too loud

Social Story and activities

By

Christa Joy

Special Needs for Special Kids



## Table of Contents

Worksheet pages	Activity
4-10	Student booklet social story
11-13	Places you can be loud or quiet
14-17	Power cards
18-19	Terms of Use

In a separate file you will find:

- PowerPoint version of social story (editable)
- Activities in black and white

You can also download this social story as a google slide presentation. You will be prompted to make a copy. This is editable in case you need to adjust to the needs of your students. [CLICK HERE](#)

*This unit has a story and activities. The activities come in 2 separate files, one in color and one in black and white.*



I can even use my hands to cover my ears.

©ChristaJoy, SNSK

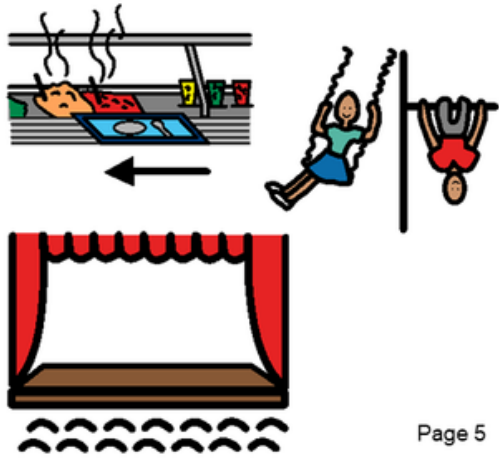


If none of this works, I can ask a teacher to leave for a break.

©ChristaJoy, SNSK

There is a 19 page social story that has simple text and photos. This story is in a PowerPoint and Google Slide format so you **can edit** the text if needed to fit your own situation.

The cafeteria, the playground and an assembly can be loud.



Page 5

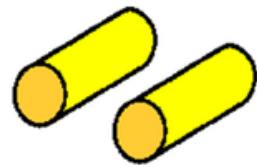
©Christa Joy, SNSK

I can wear headphones if it gets too loud.



Page 6

I can wear ear plugs if it gets too loud.



Page 7

©Christa Joy, SNSK

I can cover my ears with my hands if it gets too loud.





Page 8

©Christa Joy, SNSK

There is a 12 page booklet using picture symbols that students can take home.

There are places you should be quiet, and places you can be loud.



There is an activity where students will sort places that can be loud or quiet.

Front of card

Too Loud



Back of card

If it is too loud, I can

1. Cover my ears
2. Take a deep breath
3. Count to 10
4. Take a break

©Christa Joy, SNSK  
The Picture Communication Symbols ©1981-2019 by Tobii Dynavox. All Rights Reserved  
Worldwide. Used with permission. Boardmaker® is a trademark of Tobii Dynavox

There is a power card students can personalize and keep as a reminder of things they can do when it gets too loud.


Front of card

Too Loud



Back of card


R  
e  
m  
e  
m  
b  
e  
r



cover ears



deep breath



count to 10



take a break

©Christa Joy, SNSK  
The Picture Communication Symbols ©1981-2019 by Tobii Dynavox. All Rights Reserved  
Worldwide. Used with permission. Boardmaker® is a trademark of Tobii Dynavox

They come in 2 versions and 2 sizes.

*The activities that accompany this social story provide:*

*1. A structured way for you to review this skill.*

*2. A way to informally assess if students are comprehending the material.*

*3. Engages the student by providing different ways to review the same material.*