

TIME UNIT 3



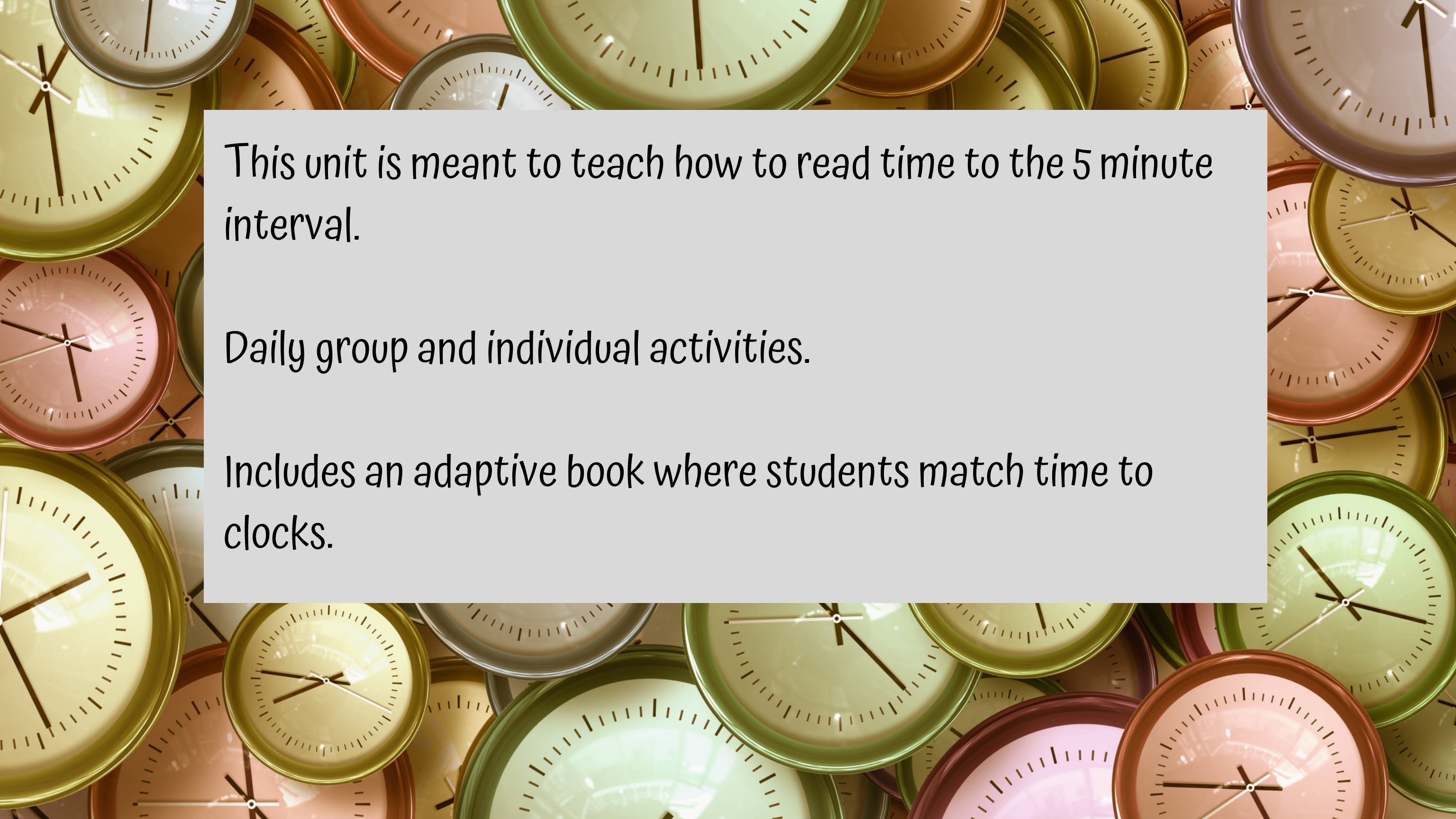
TO THE 5 MINUTE





These worksheets are perfect for students who:

- *Has an intellectual disability*
- *is an early or non-reader*
- *lacks prerequisite skills*
- *benefits from picture support*
- *takes alternative assessments*

The background of the entire image is a dense, overlapping pattern of numerous analog wall clocks. The clocks come in various colors including shades of green, yellow, orange, and pink. Each clock face is visible, showing the hour and minute hands, and the tick marks for minutes. The clocks are arranged in a way that they appear to be scattered and overlapping, creating a busy, time-related visual texture.

This unit is meant to teach how to read time to the 5 minute interval.

Daily group and individual activities.

Includes an adaptive book where students match time to clocks.

5 days

Table of Contents

Worksheet pages	Activity
4-18	Make a clock and group activity
19-46	Time bingo cards
47-73	Adaptive Book (5 minute clocks)
74-75	Glue numbers onto clocks worksheet
76-84	Time to the 5 minute worksheets
85-86	Terms of Use

Also included in this resource as separate files:

- Lesson plan
- PowerPoint (**this is the book in the lesson plans**)
- Voice recorded PowerPoint
- Activities in black and white

In case you do not have PowerPoint, you can download the book in a google slide format. You will be prompted to make a copy. [CLICK HERE](#)

This unit contains 5 days of material that is in a printable format. I have included a detailed lesson plan to help you make the most of everything in this unit including daily group and individual activities.

It comes in 2 separate files. One in color and one in black and white.

5 days

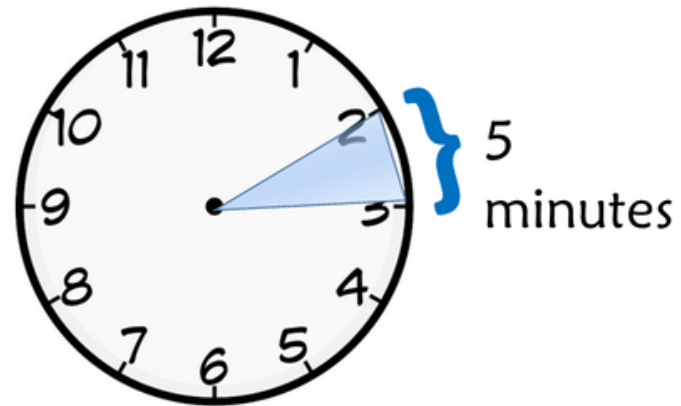
Day 4

Activity	Notes	Materials
Read or listen to the movie version of Telling Time (10 minutes)	<ul style="list-style-type: none">• Read through the story, asking lots of questions• Continue to make connections between book and previous knowledge	<ul style="list-style-type: none">• Book
Bingo (15 minutes)	<ul style="list-style-type: none">• See separate pdf for Bingo cards and directions• NOTE: There are 2 sets of bingo cards<ul style="list-style-type: none">○ One set has the analog clock AND the digital time. This way all students should be able to play the game together.○ Give each student the most appropriate card for their learning level.• For different ways to play Bingo and use the cards go here: https://specialneedsforspecialkids.org/2022/01/31/10-ways-to-play-bingo-in-your-special-education-classroom/	<ul style="list-style-type: none">• Bingo boards• markers
Telling time review (5 min)	<ul style="list-style-type: none">• Review the telling time worksheets done yesterday	<ul style="list-style-type: none">• Worksheets done yesterday
Telling time worksheets (10 minutes)	<ul style="list-style-type: none">• Students will match the clock to the time shown• Note there are 3 worksheets like this to complete over the next 2 days• Add color coding for students who need more support.	<ul style="list-style-type: none">• Worksheet• Scissors• Glue
Sharing (10 minutes)	<ul style="list-style-type: none">• Each student shares their finished worksheet with the group using the communication method of their choice	<ul style="list-style-type: none">• Completed worksheets• Communication devices

The lesson plans contain:

- Overall tips for teaching students with significant needs
- A quick look at what you will do each day
- Detailed instructions on how that day's lesson should run

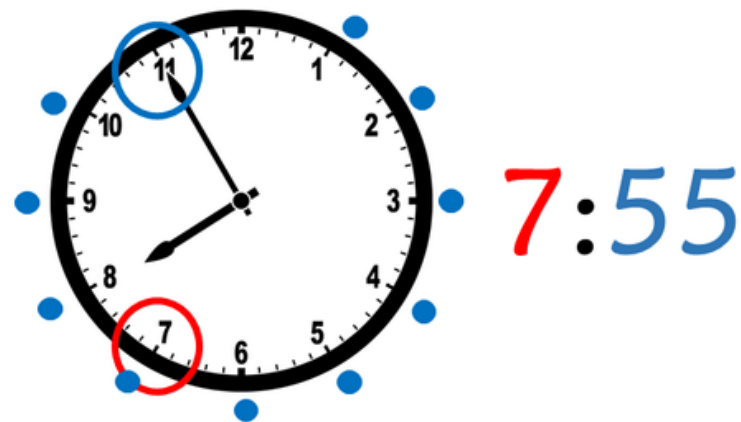
There are numbers 1-12 around the clock.



Each number equals 5 minutes.

Christa Joy, Special Needs for Special Kids

But, as the big hand moves around the clock, so does the little hand.



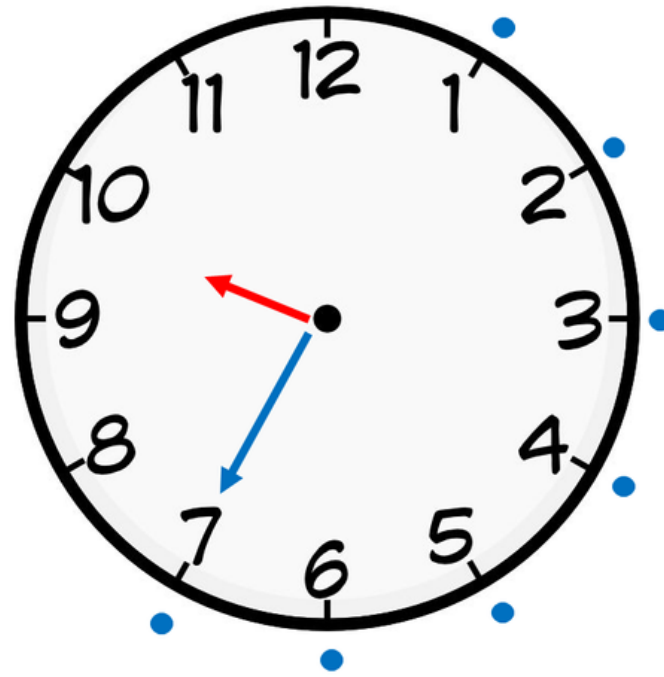
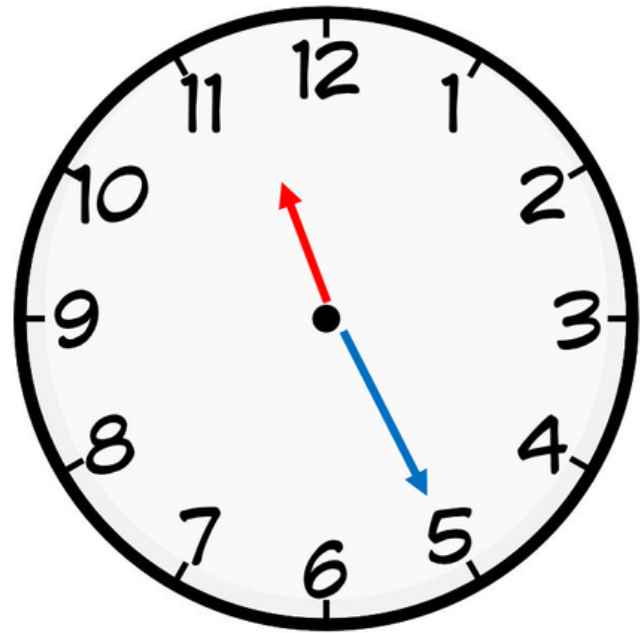
The hour does NOT change until the big hand goes ALL the way around to the 12.

Christa Joy, Special Needs for Special Kids

There is an 25-page book that looks at how to read a clock and telling time to the 5 minutes.

The comes as a PowerPoint.

Adaptive Book



Print onto card stock, laminate and add Velcro. Pass out to students prior to reading.

Christa Joy, Special Needs

Needs for Special Kids

1:15

2:30

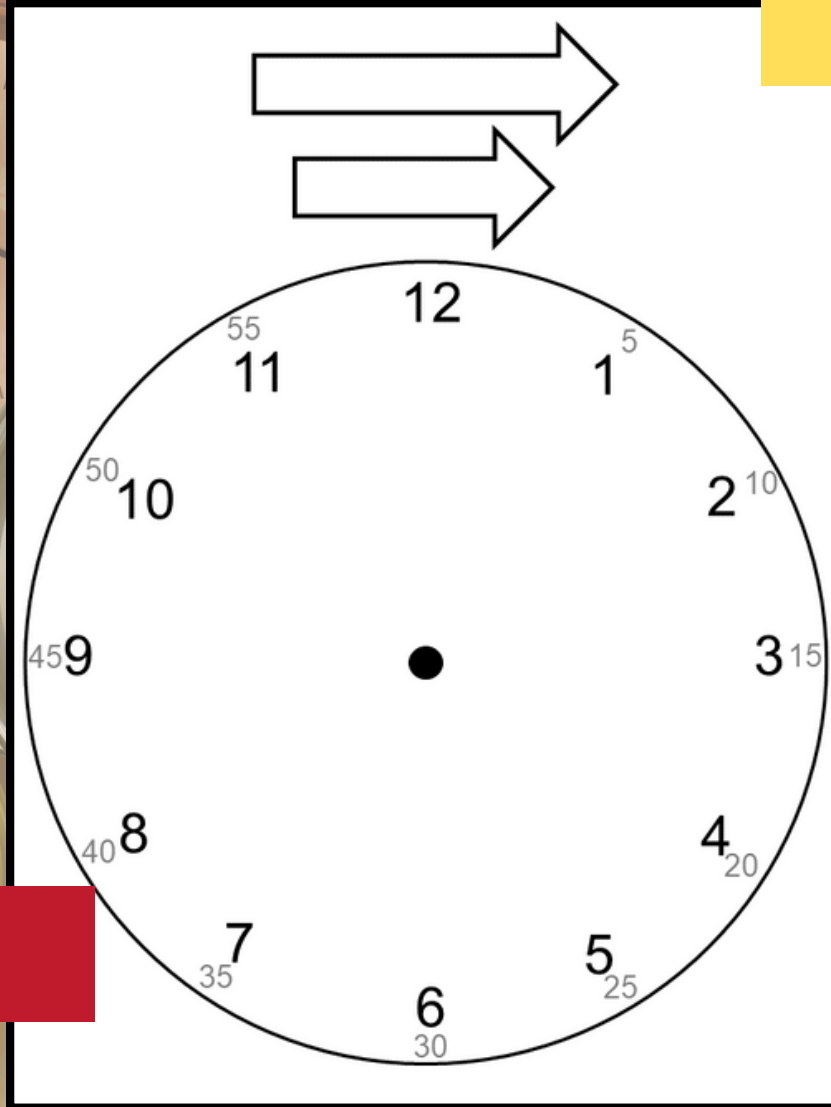
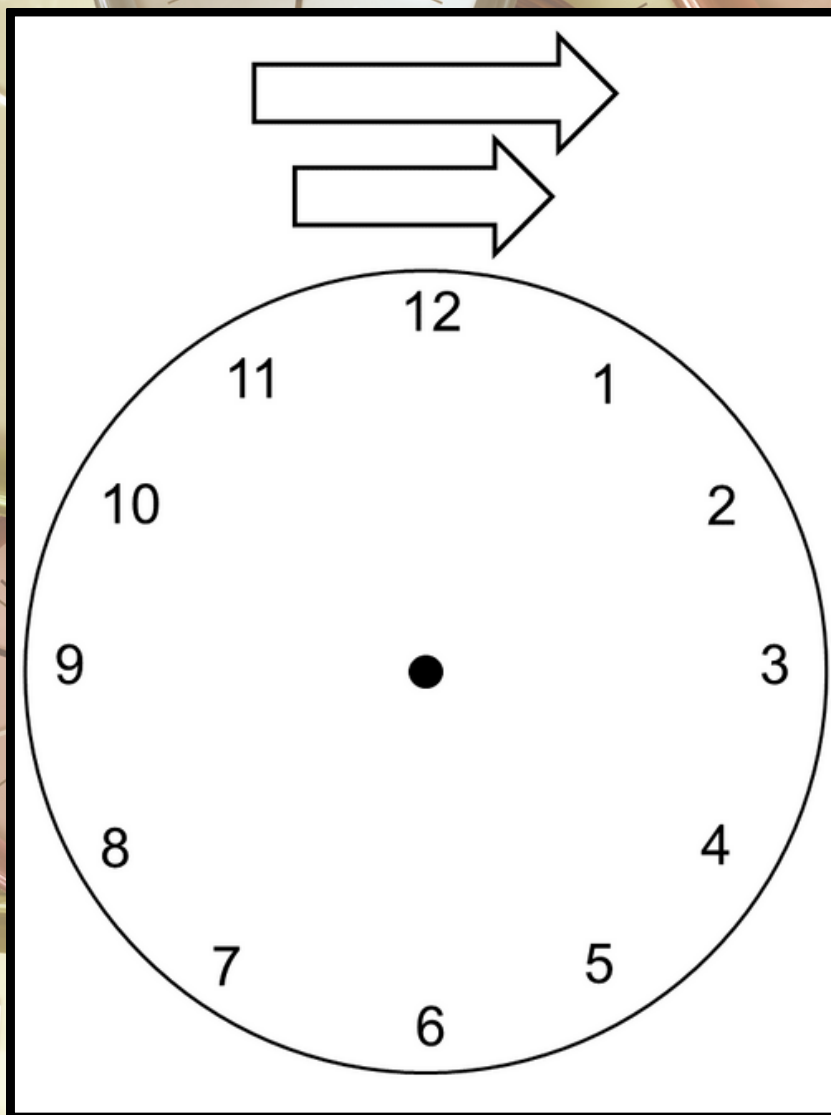
3:40

4:55

5:20

6:05

There are pages with clocks that students can match the time to. They can be used in small group activities or assembled into a book.




differentiated

Group Activity 1

- Make a clock (differentiated version included)
- Includes flashcards and suggestions for activities.

12:00	12:05
12:10	12:15
12:20	12:25
12:30	12:35
12:40	12:45
12:50	12:55


Time Bingo



Christa Joy, Special Needs for Special Kids
The Picture Communication Symbols ©1981-2021 by Tobii Dynavox. All Rights Reserved
Worldwide. Used with permission. Boardmaker® is a trademark of Tobii Dynavox

differentiated

Time Bingo



Christa Joy, Special Needs for Special Kids
The Picture Communication Symbols ©1981-2021 by Tobii Dynavox. All Rights Reserved
Worldwide. Used with permission. Boardmaker® is a trademark of Tobii Dynavox

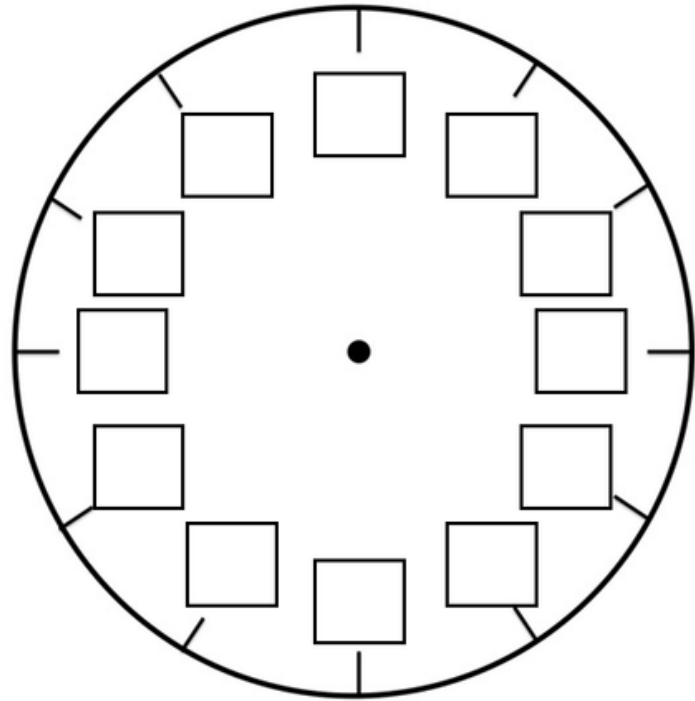
Bingo

There are 2 sets of Bingo cards included plus 10 different ways to use them and play Bingo.

One set is differentiated with the digital time included.

There are calling cards included.

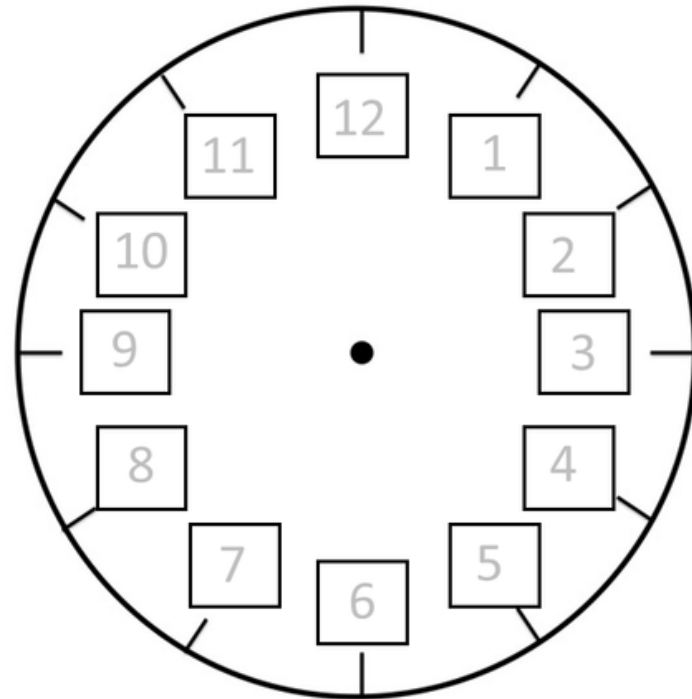
Write or glue the numbers into the clock below.



1	2	3	4	5	6
7	8	9	10	11	12

Christa Joy, Special Needs for Special Kids

Write or glue the numbers into the clock below.



1	2	3	4	5	6
7	8	9	10	11	12

Christa Joy, Special Needs for Special Kids

There is a clock where students will place the numbers. There is a differentiated version with gray numbers students can match to if they need more support.

Name: _____



Cut apart and match to clocks on previous pages.

11:25

10:10

1:35

3:10

4:50

5:30

6:45

7:20

8:40

1:55

9:05

12:20

Name: _____

3:20

7:05


5:45

8:40

Christa Joy, Special Needs for Special Kids

Lastly, there are 2 sets of worksheets (3 of each). One where students match the time to the clock, and one where students match the clock to the time.

Cut apart and match to times on previous pages. These clocks are all the same for students who are easily distracted visually.



Save money and get the time bundle:

- Day/Night
- Telling time to the hour
- Telling time to 5 minutes
- Elapsed Time
- Relative time

CLICK HERE

