



THIS IS NOT MY HAT (FOR SPECIAL ED)

2013

Caldecott Medal Winner



Special Needs for Special Kids



These literacy units are something I created and started using in my classroom. I had students with significant challenges and most were **non-readers**. This is a great way to expose all students to some great books.


Table of Contents

Worksheet pages	Title
4-6	Story Board
7-12	Circle map: Things in the ocean
13-15	Probably word map
16-20	Matching hats to people
21-26	Venn diagram borrowing vs stealing
27-32	Sorting big and small animals in the ocean
33-36	Writing prompt
37-45	That is not mine social story
46-47	Terms of Use

In a separate file, there are directions and links to digital versions of these activities.

This unit has **47 pages** plus **16 google slides**.



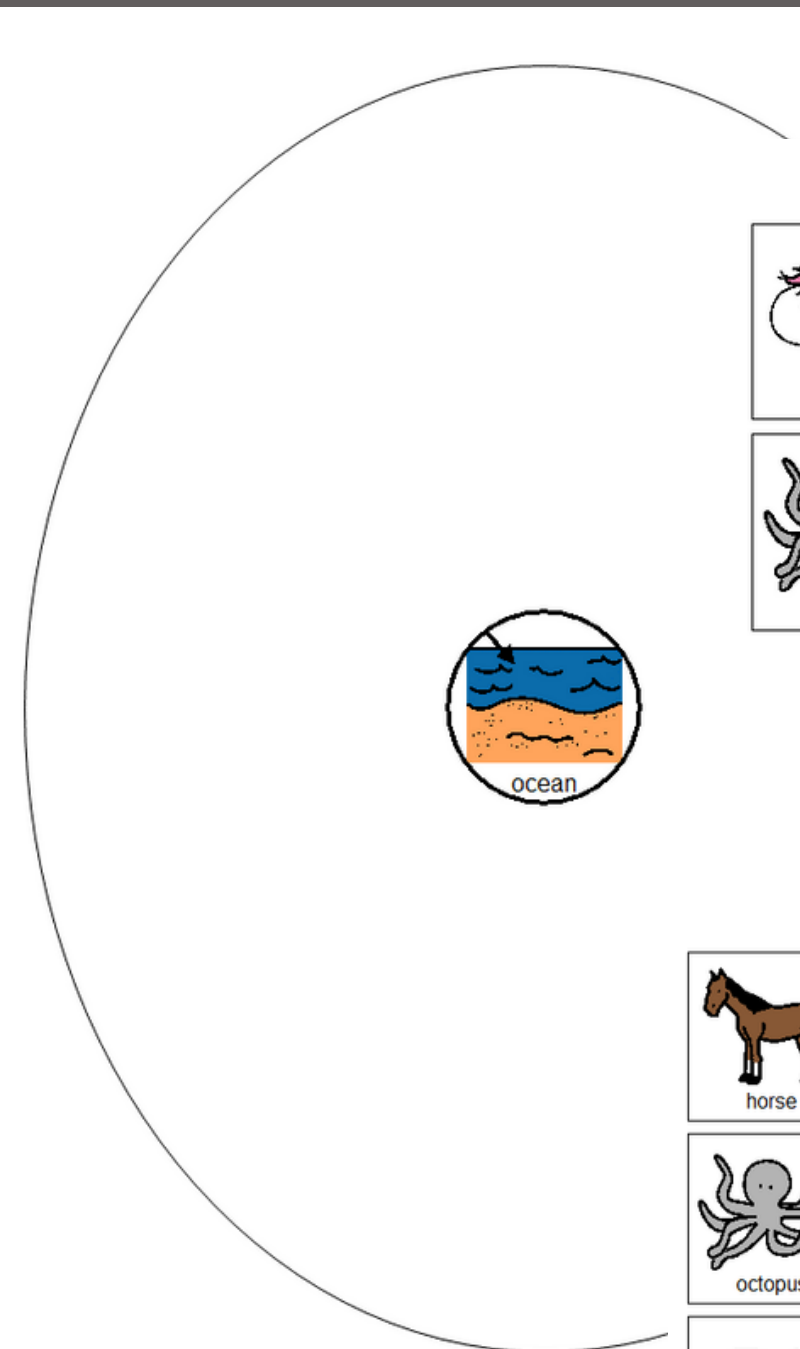
There are 6 activities to go with this book as well as a storyboard to use for group discussions.



This unit comes with a storyboard.

Storyboards are great for ALL students to assist with participation and engagement in group discussions.

Tips on how to use in the unit!!

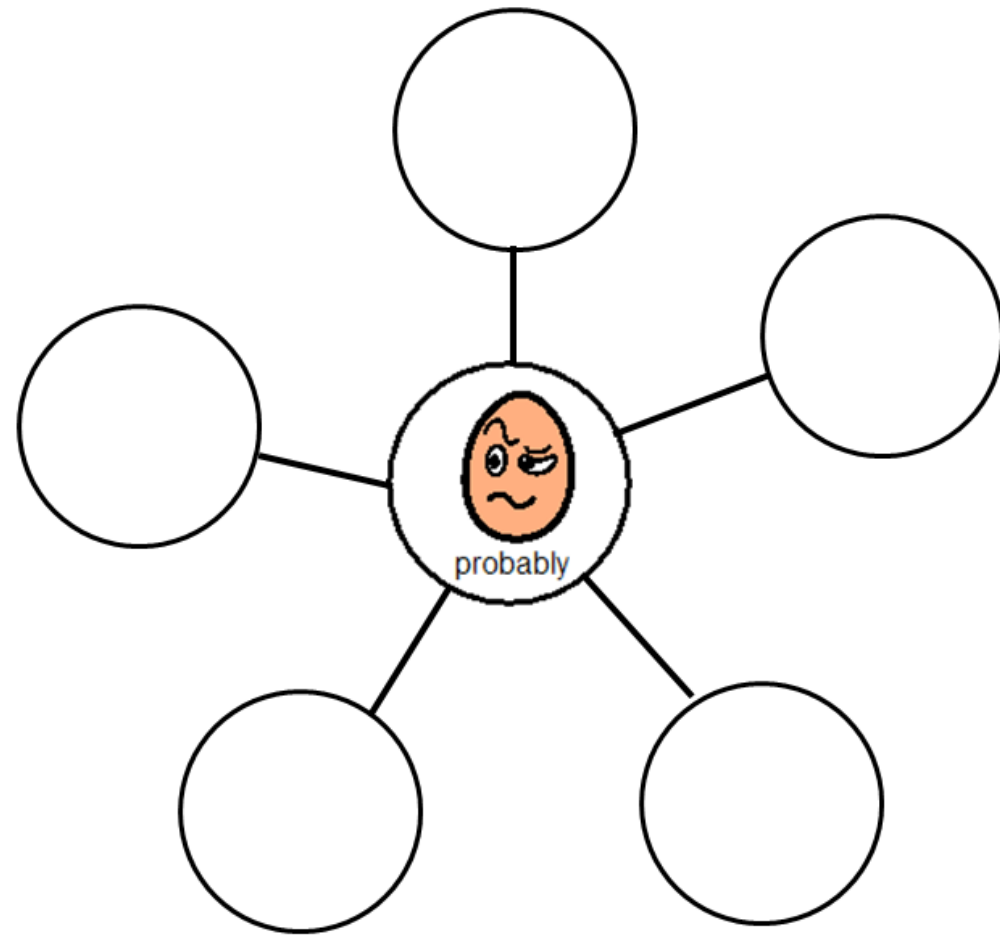


There is a circle map. It comes with 2 choices:

An errorless option with only correct answers






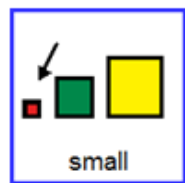
An option that has wrong answers mixed in students will need to set aside.

What does probably mean?








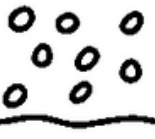


There is a word map where students identify what the word probably means.

This is an errorless activity.



There is a sorting activity looking at big versus small animals that live in the ocean. A color-coded option (seen here) is included.


Look at each picture below and pick the best hat to wear for that occasion.

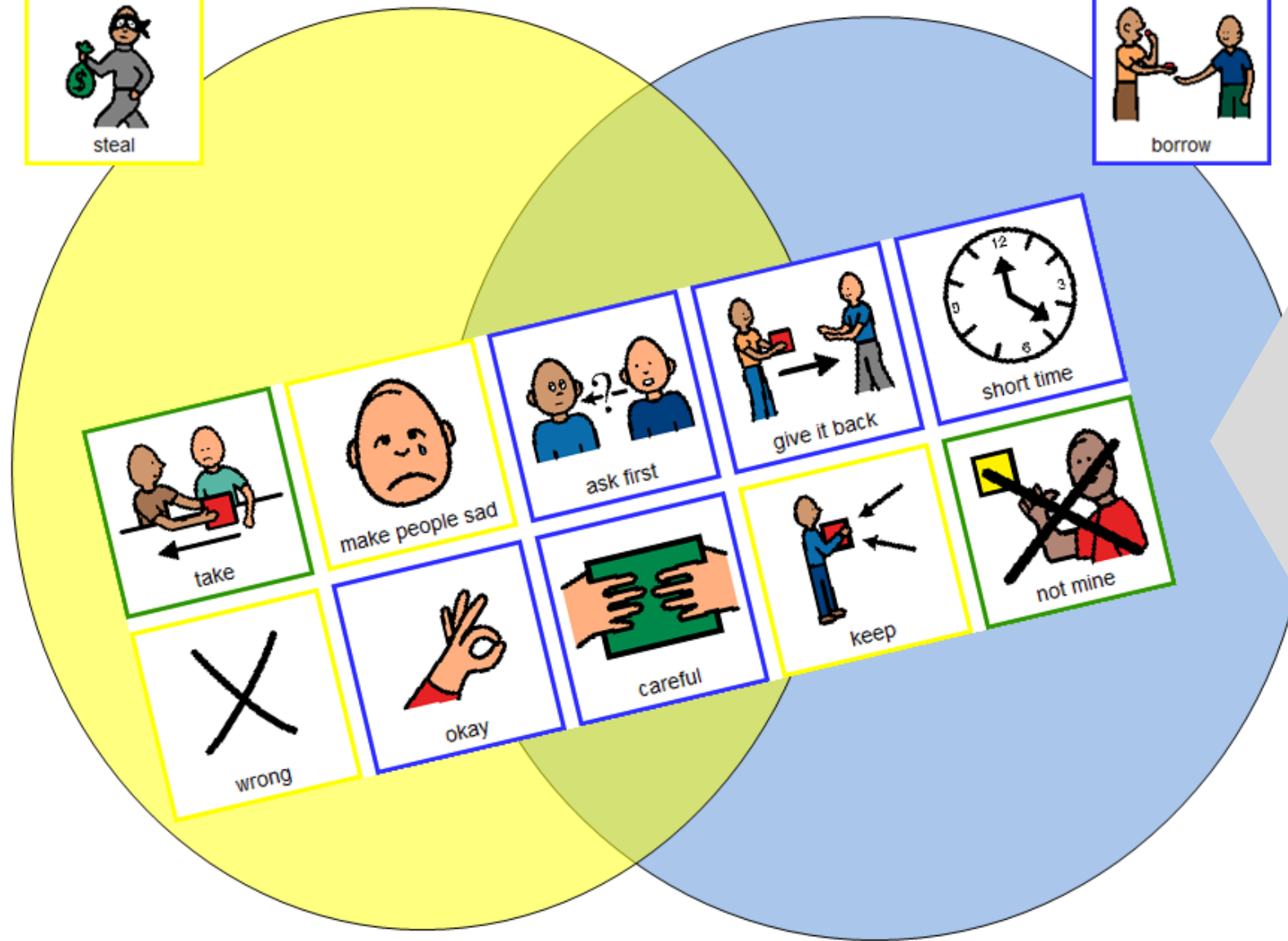
 fancy party	<input type="checkbox"/>	 celebrate	<input type="checkbox"/>
 baseball game	<input type="checkbox"/>	 fire house	<input type="checkbox"/>
 police station	<input type="checkbox"/>	 snowing	<input type="checkbox"/>
 beach	<input type="checkbox"/>	 horseback riding	<input type="checkbox"/>

Match the best hat to the occasion on the previous page.
Use color coding for differentiation as needed.


			
			

There is a matching activity where students match the hat that goes with each person or occasion.





There is a Venn diagram to compare borrowing vs stealing. A color-coded option is included.



I wanted that...

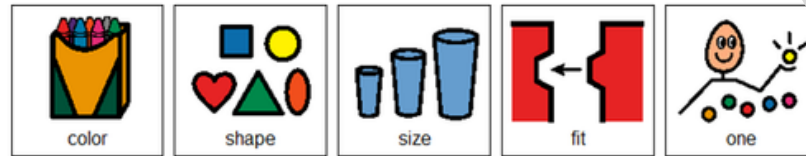
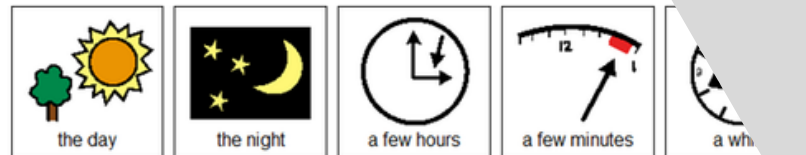
I saw a that I really wanted.

It belonged to .


I thought I would just borrow it for .

It was so cool. It was the perfect .

But said I had to give it back.



There is a writing prompt for students to complete. This is an errorless activity that allows students to write a story independently.

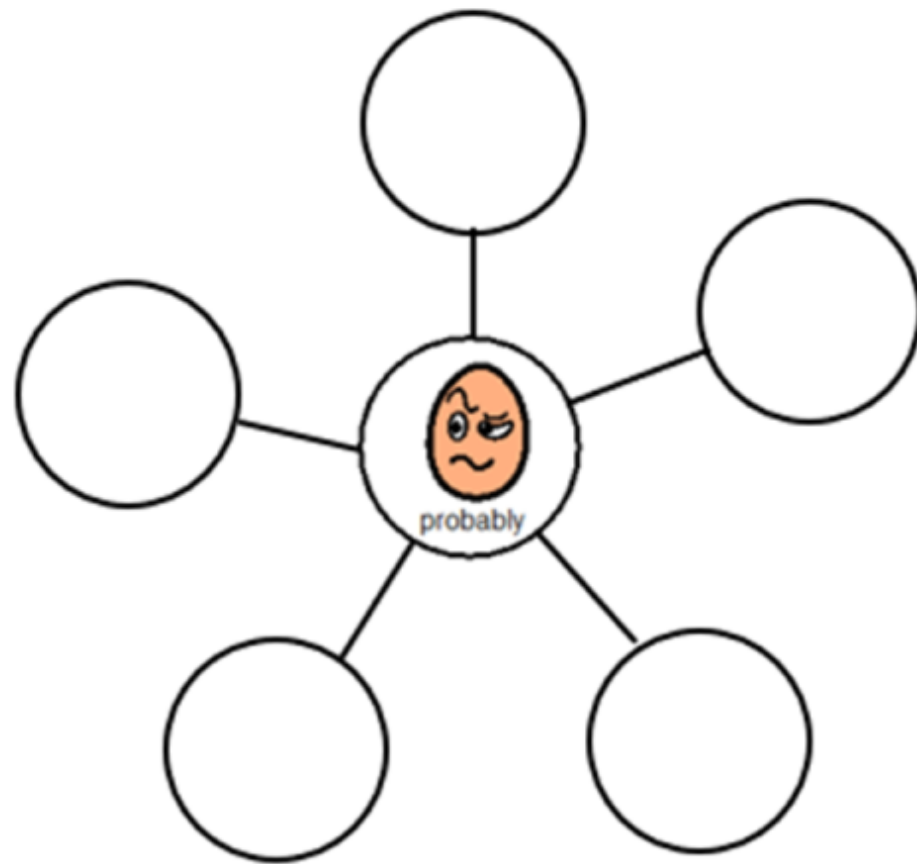


Listen to This is Not My Hat read aloud



There is a video from YouTube of the book read aloud included in the set of google slides.





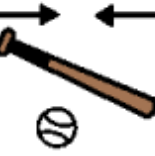











What does probably mean?










Place pictures in word map showing what probably means.



There are digital versions of the activities included. Students click and drag the answers.

 fancy party		 celebrate	
 baseball game		 fire house	
 police station		 snowing	
 beach		 horseback riding	

Match the hat to the occasion or person who would wear up.

There are 2 sets, one that includes differentiation shown here.

Listen to the story: That is not Mine



I also like snacks and drinks

Christa Joy, Special Needs for Special Kids

There is a social story included, That's not Mine.



I realize there will be some students out there unable to do cutting activities. I have a blog post with ways to complete activities without a pair of scissors!!

[Click Here to read more!!](#)