



Special Ed



**THIS
VERY
TREE
LITERACY UNIT**



ALSO INCLUDES GOOGLE SLIDES

Special Needs for Special Kids



These literacy units are something I created and started using in my classroom. I had students with significant challenges and most were **non-readers**. This is a great way to expose all students to some great books.

This Very Tree

Literacy Unit for Special Education

By
Christa Joy
Special Needs for Special Kids



Table of Contents

Worksheet pages	Title
4-6	Story Board
7-12	Circle map: things hurt/injured during 9/11
13-14	Things trees give us
15-18	Sorting: good and bad things that happen to trees
19-22	Sequence what happened to the tree
23-26	Writing prompt: I am the Survivor Tree
27-28	Terms of Use

In a separate file, there are directions and links to digital versions of these activities.


This unit has 5 activities to go with this book to last a full week of instruction.

There are 2 separate files, one in color and one in black and white.

This unit comes with a storyboard.

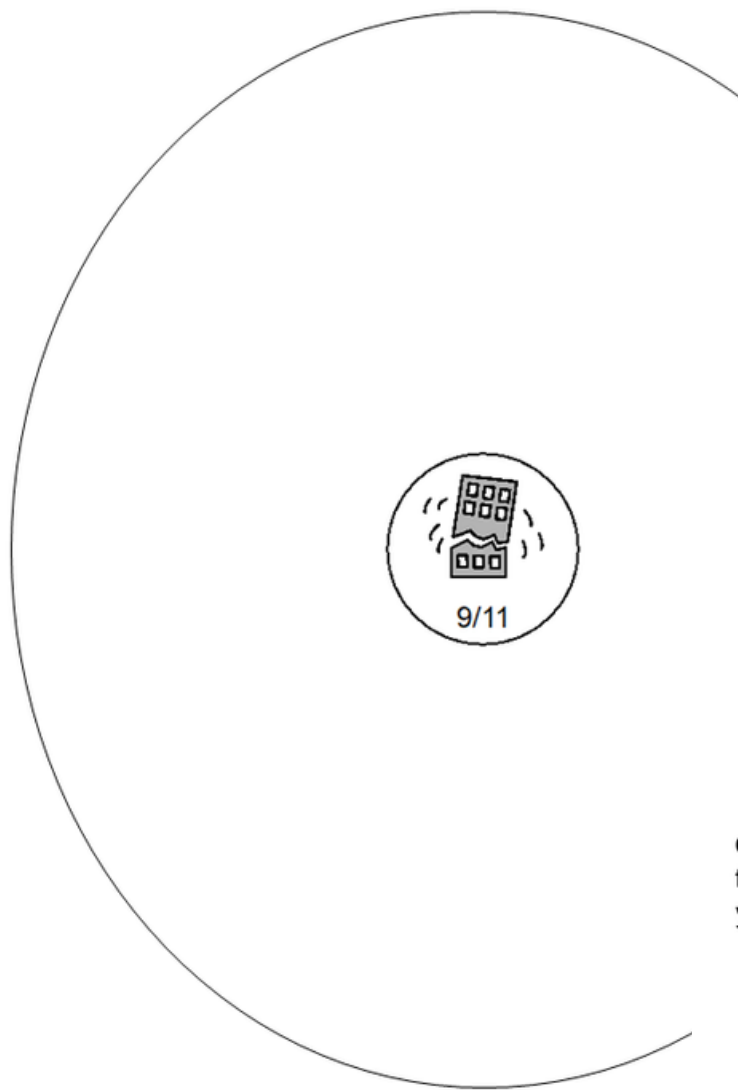
Storyboards are great for ALL students to assist with participation and engagement in group discussions.

Tips on how to use in the unit!!





Christa Joy, Special Needs for Special Kids
The Picture Communication Symbols ©1981–2018 by Tobii Dynavox. All Rights Reserved
Worldwide. Used with permission. Boardmaker® is a trademark of Tobii Dynavox

What were some things damaged or hurt during 9/11?




Errorless version

Cut apart pictures and place in circle map about showing things damaged or hurt during 9/11. Think about things you would find in New York City.




Cut apart pictures and place in circle map **ONLY IF** you think they were damaged or hurt during 9/11. Think about things you would find in New York City.




There is a circle map showing things you that could have been hurt or injured on 9/11. There is an option that only has correct answers and one that has wrong answers mixed in.




What are some things you can get from trees?














There is a visual map, showing things that trees give us. This is an errorless activity.




What are some good and bad things that can happen to trees?

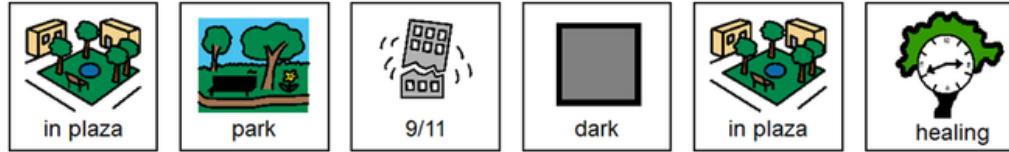
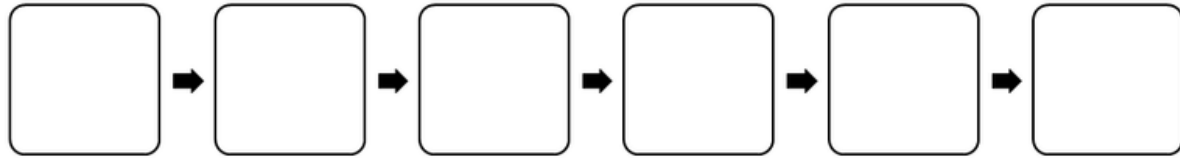


 <p>chopped down</p>	 <p>disease</p>	 <p>bird nest</p>	 <p>tornado</p>
 <p>squirrel</p>	 <p>birds</p>	 <p>lightning</p>	 <p>worms</p>
 <p>grow</p>	 <p>drought</p>	 <p>raining</p>	 <p>fire</p>
 <p>hurricane</p>	 <p>fallen branch</p>	 <p>sun</p>	 <p>decorate</p>

There is a sorting activity. Students will sort things that are good or bad for trees. Suggestions for differentiation are included.

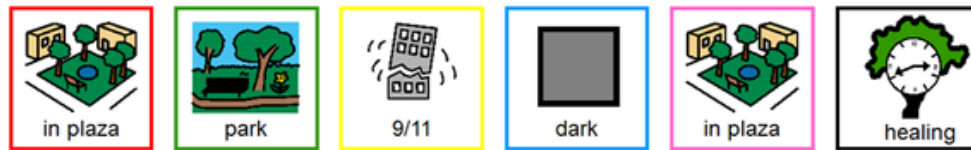
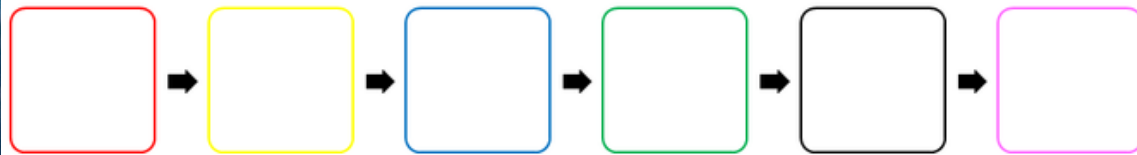


Put the events in the order they happened to the tree



The Picture Communication


Put the events in the order they happened to the tree



Christa Joy Special Needs for Special Kids
The Picture Communication Symbols ©1981-2019 by Tobii Dynavox. All Rights Reserved Worldwide. Used with permission. Boardmaker® is a trademark of Tobii Dynavox

There is a sequencing activity, putting in order the events that happened to the Survivor Tree.

There is a differentiated version included.



I am the Survivor Tree



I am the Survivor Tree, and I am

Many people visit me. Some bring


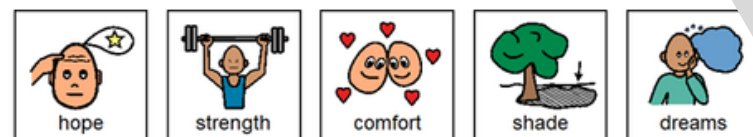


Some are looking for

I still remember that terrible day. It makes me

But I am a survivor, and I represent


for many.

Christa Joy, Special Needs for Special Kids The Picture Communication Symbols ©1981-2018 by Tobii Dynavox. All Rights Reserved Worldwide. Used with permission. Boardmaker® is a trademark of Tobii Dynavox



Christa Joy, Special Needs for Special Kids The Picture Communication Symbols ©1981-2018 by Tobii Dynavox. All Rights Reserved Worldwide. Used with permission. Boardmaker® is a trademark of Tobii Dynavox

Students will write their own story as though they were the Survivor Tree. This is an errorless activity that allows students to write their own story independently.



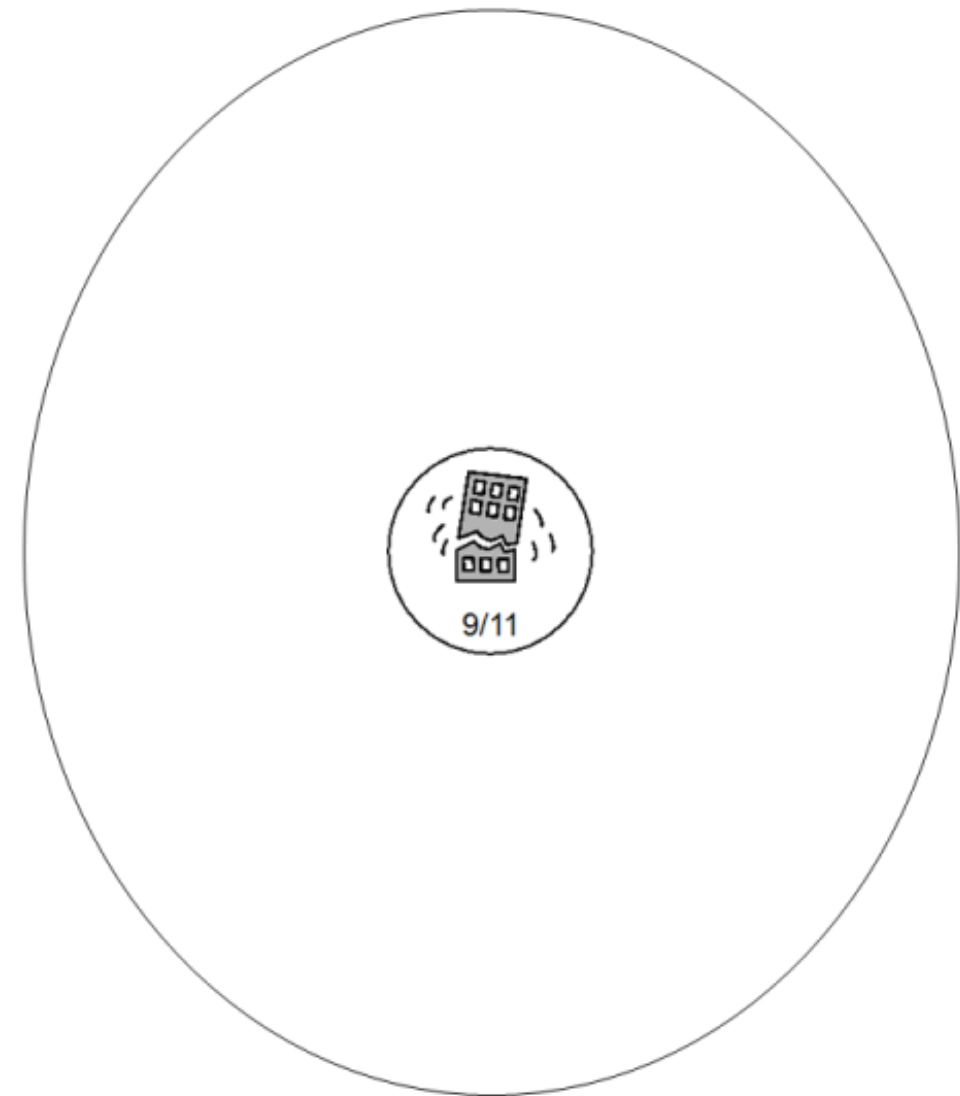
Listen to
the story
read
aloud




There is a video of the book
read aloud. This is a video
from YouTube.



Great for review



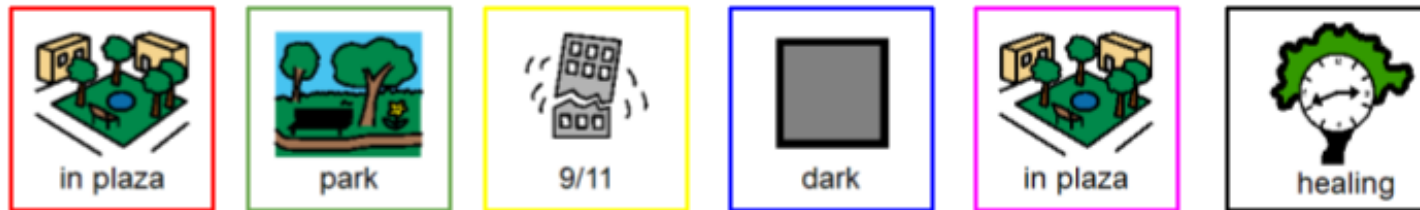
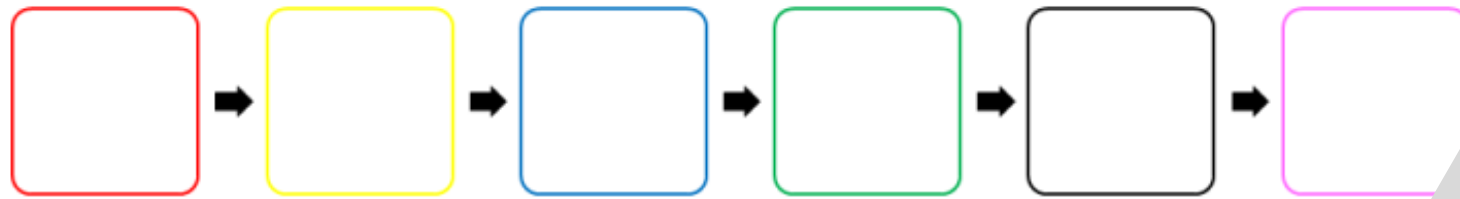
Place the pictures in circle map showing some things damaged or hurt during 9/11. Think about things you would find in New York City.



There are digital versions of the activities included. Students click and drag the answers.

Perfect for every learning level

Put the events in the order they happened to the tree



There are 2 sets, one that includes differentiation shown here.