

Special Ed

# THERE'S A HOLE IN THE LOG AT THE BOTTOM OF THE LAKE

LITERACY UNIT



Special Needs for Special Kids

## ALSO INCLUDES GOOGLE SLIDES



These literacy units are something I created and started using in my classroom. I had students with significant challenges and most were **non-readers**. This is a great way to expose all students to some great books.

# There's a Hole in the Log at the Bottom of the Lake

Literacy Unit for Special Education

By  
Christa Joy  
Special Needs for Special Kids

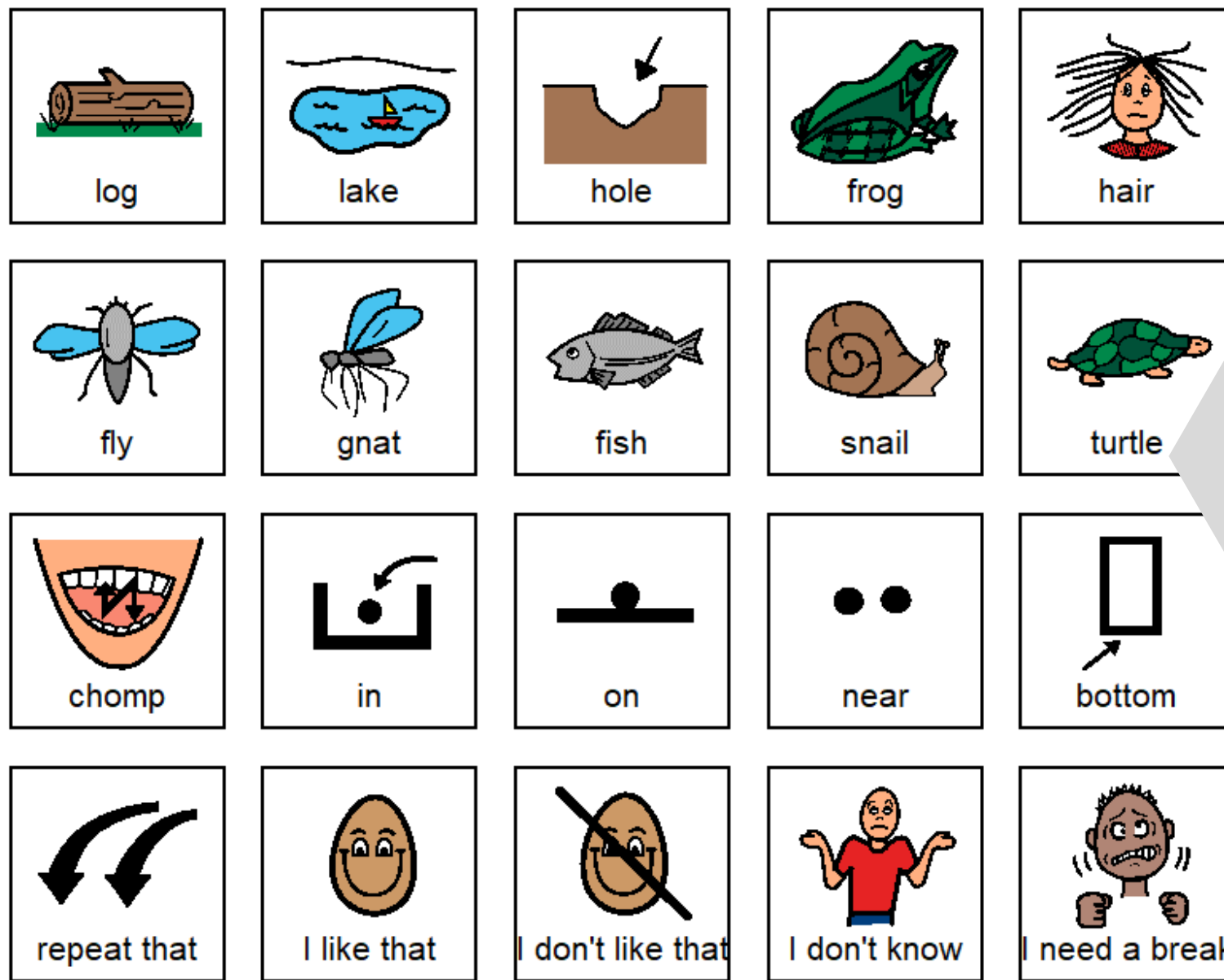


## Table of Contents

Worksheet pages	Title
4-6	Story Board
7-12	Circle map: things in a lake
13-14	Match the preposition
15-19	Sorting things on top and below the water
20-27	Food chains in a lake
28-32	Writing prompt: What I saw in the lake
33-34	Terms of Use

In a separate file, there are directions and links to digital versions of these activities.

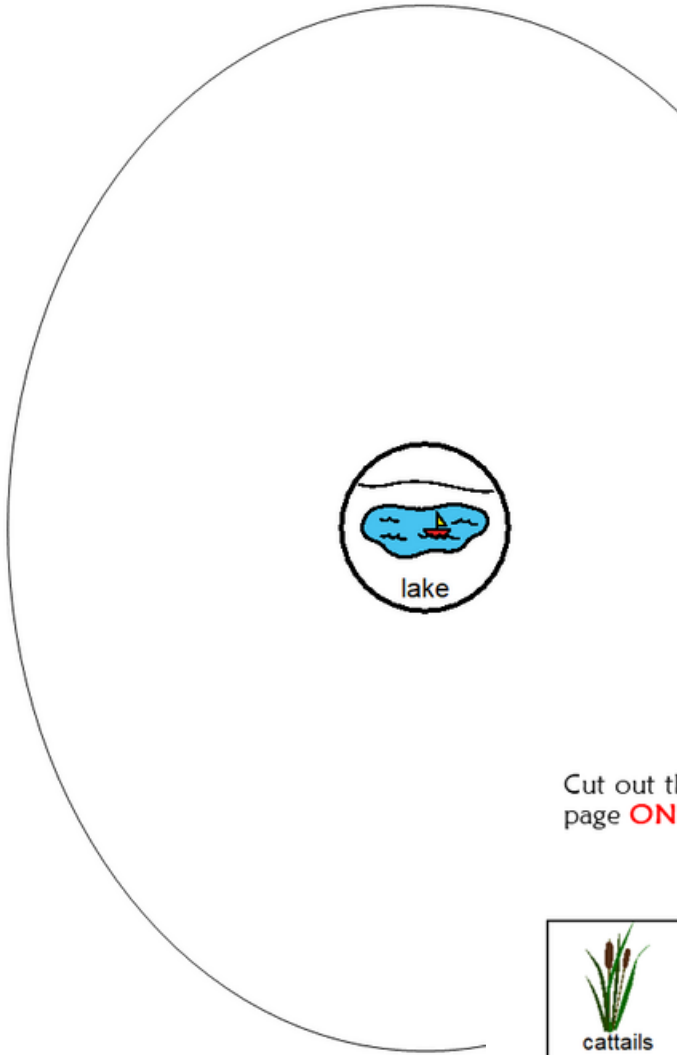
This unit has **34 pages**  
plus **12 google slides**.  
There are 5 activities to  
go with this book to last  
a full week of  
instruction.



This unit comes with a storyboard.


Storyboards are great for ALL students to assist with participation and engagement in group discussions.

Tips on how to use in the unit!!




Errorless option


Place pictures in the circle map showing things that live in and around the lake.



Cut out the pictures and place in the circle map on the previous page **ONLY IF** they are things that live in and around a lake.

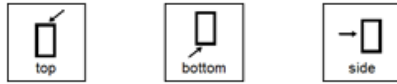


There is a circle map showing things that live in and around a lake. There is an option that only has correct answers and one that has wrong answers mixed in.

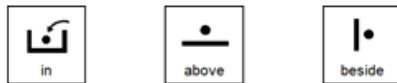


## Circle the correct answer

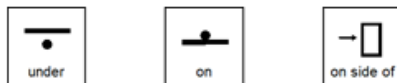
1. The log was on the \_\_\_\_\_ of the lake.



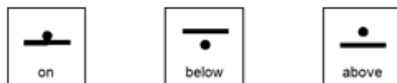
2. The frog was \_\_\_\_\_ the hole.



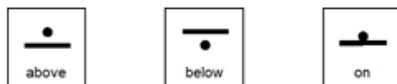
3. There was a hair \_\_\_\_\_ the frog's head.



4. The fly was \_\_\_\_\_ the hair.




5. The gnat was \_\_\_\_\_ the fly.



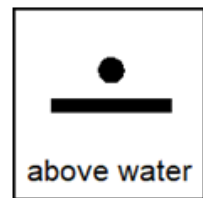
6. The fish was \_\_\_\_\_ the frog.



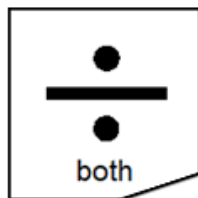
Students choose the correct preposition to finish each sentence. There are suggestions for differentiation included.



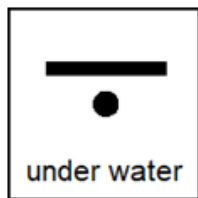
Which things live above or below the water of a lake?



above water



both




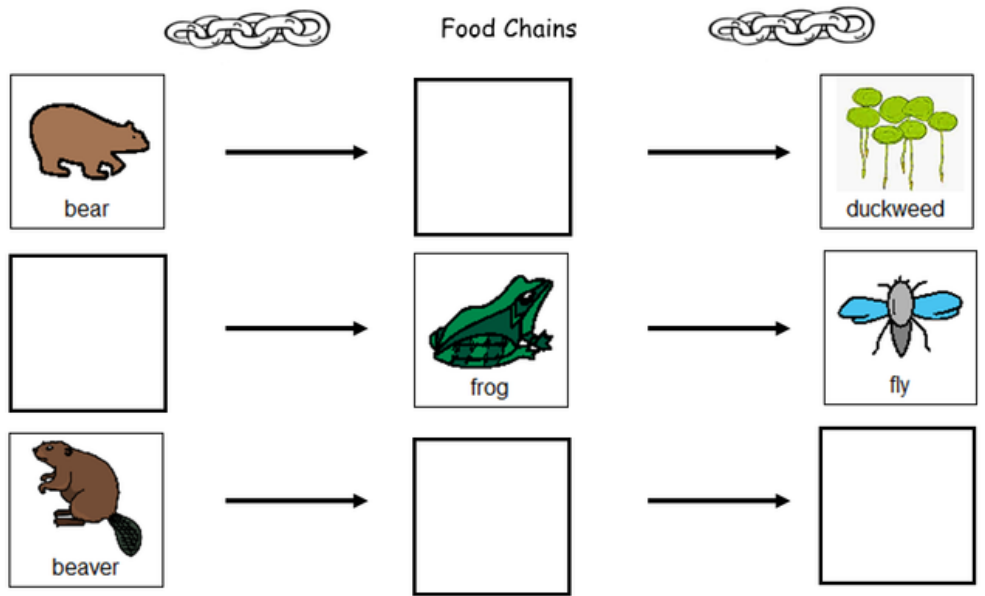
under water

cattails  
snake  
raccoon  
frog  
fly  
gnat  
fish  
snail  
dragon fly  
catfish  
beaver  
lily pad  
otter  
heron  
turtle  
tadpole

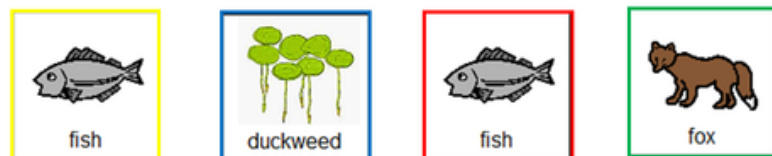
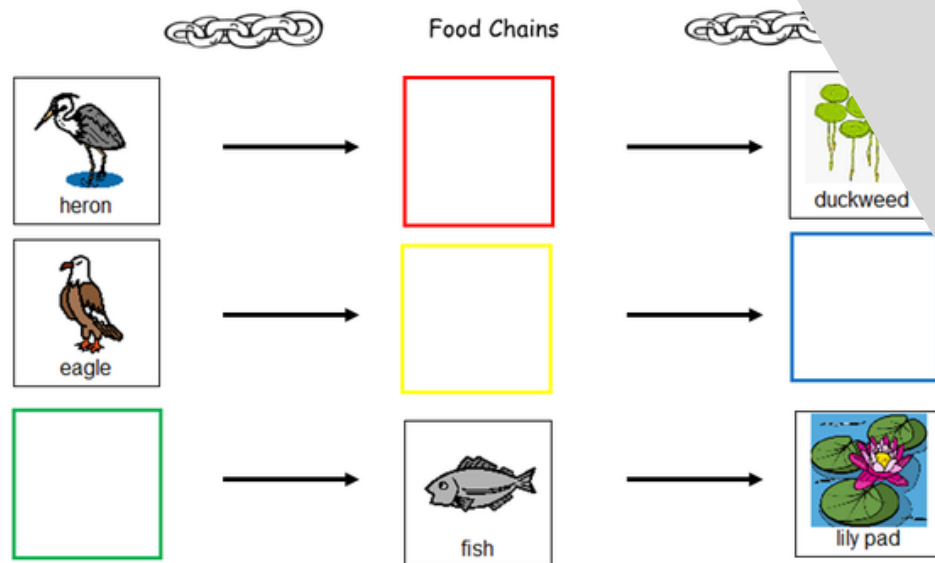
©2011-2012 by Special Needs for Special Kids  
Reproduction Symbols ©1981-2022 by Tobii Dynavox. All Rights Reserved  
Used with permission. Boardmaker® is a trademark of Tobii Dynavox

There is a sorting activity where students sort animals that live under or over the water or both. Suggestions for differentiation are included.






Christa Joy, Special Needs for Spe  
The Picture Communication Symbols ©1981-2022 by Tot  
Worldwide. Used with permission. Boardmaker® is a



Christa Joy, Special Needs for Special Kids  
The Picture Communication Symbols ©1981-2022 by Tobii Dynavox. All Rights Reserved  
Worldwide. Used with permission. Boardmaker® is a trademark of Tobii Dynavox

There are 2 simple food chains for students to complete. A color-coded version is included for students who need more support.

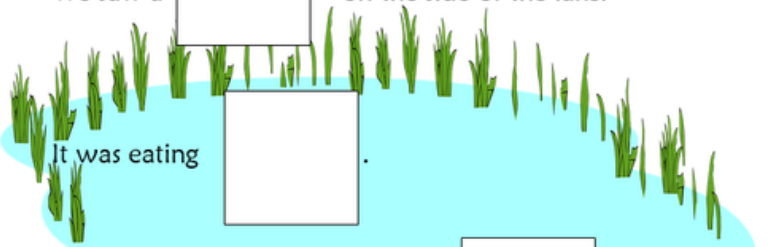




# What we saw at the lake

I went to the lake with my .

We saw a  on the side of the lake.






It was eating .

We looked into the water and saw  


By the lake, there was a log with a  inside.

Christa Joy, Special Needs for Special Kids The Picture Communication Symbols ©1981-2019 by Tobii Dynavox. All Rights Reserved Worldwide. Used with permission. Boardmaker® is a trademark of Tobii Dynavox.

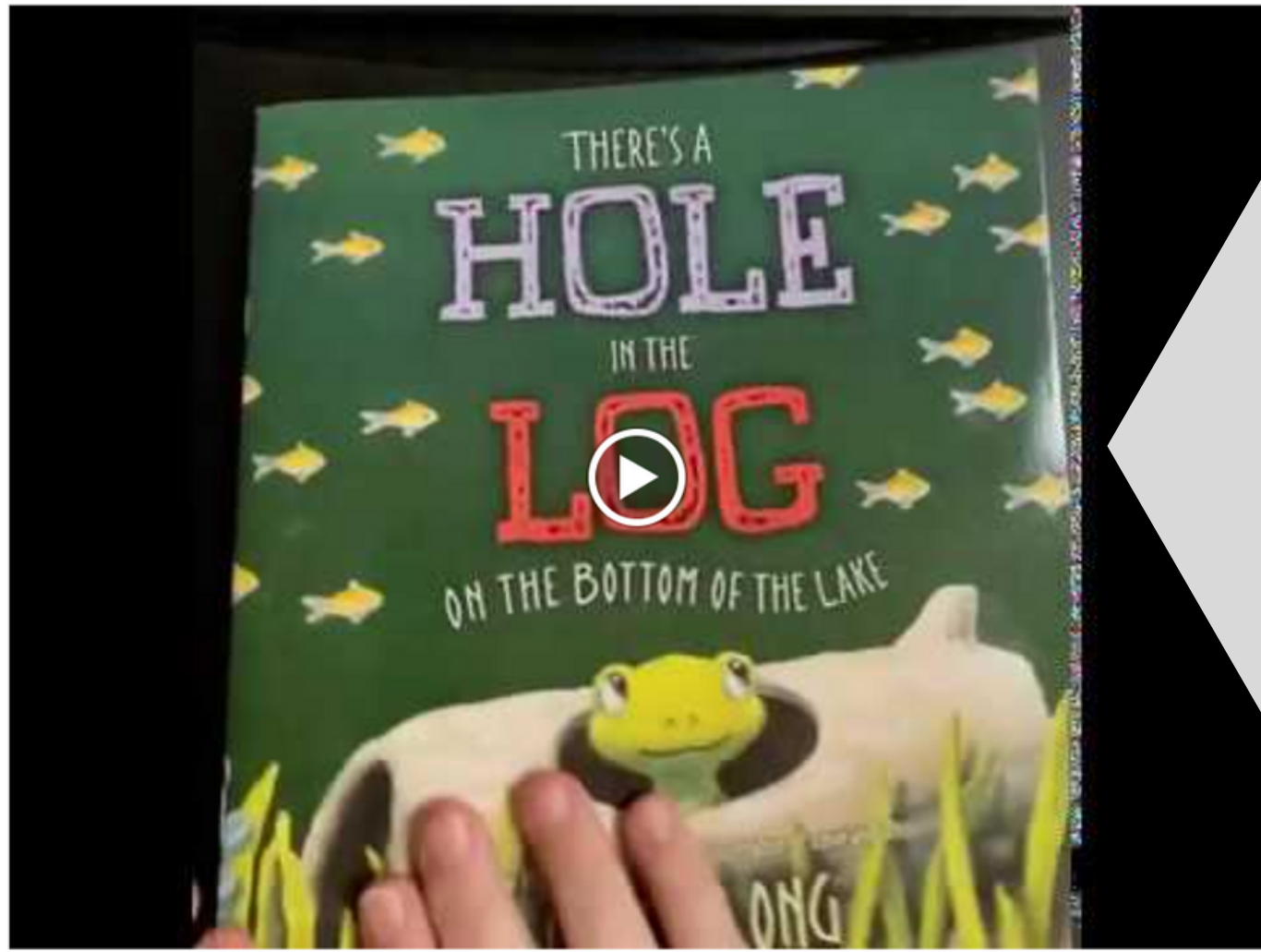


Christa Joy, Special Needs for Special Kids The Picture Communication Symbols ©1981-2019 by Tobii Dynavox. All Rights Reserved Worldwide. Used with permission. Boardmaker® is a trademark of Tobii Dynavox.

Students will write a story about what they see at the lake. This is an errorless activity that allows students to write their own story independently.



Listen to  
There's a Hole  
in the Log at  
the Bottom of  
the Lake




There is a video of the  
book read aloud. This is  
a video from YouTube.





lake

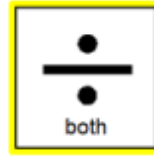
Place pictures in circle map showing things that live in and around a lake.

 cattails	 snake	 raccoon	 frog	
 fly	 gnat	 fish	 snail	
 beaver	 lily pad	 dragon fly	 goose	

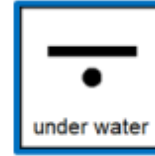
There are digital versions of the activities included. Students click and drag the answers.



above water




both



under water

Place the pictures in the correct column depending on where it lives or spends most of its time.




cattails



snake



raccoon



fly



fish



snail



beaver



lily pad



otter



gnat



dragon fly



catfish



tadpole

There are 2 sets, one that includes differentiation shown here.



I realize there will be some students out there unable to do cutting activities. I have a blog post with ways to complete activities without a pair of scissors!!

**[Click Here to read more!!](#)**