

Special Ed

# THE VERY QUIET CRICKET



# INCLUDES GOOGLE SLIDES

Special Needs for Special Kids





## For students who:

- are emerging or non-readers
- take alternate assessments
- are in special education
- short-attention span
- lack pre-requisite skills
- benefit from the use of pictures for support



# The Very Quiet Cricket

Literacy Unit for Special Education

By  
Christa Joy  
Special Needs for Special Kids



Christa Joy, Special Needs for Special Kids The Picture Communication Symbols ©1981-2018 by Tobii Dynavox. All Rights Reserved Worldwide. Used with permission. Boardmaker® is a trademark of Tobii Dynavox.

## Table of Contents

Worksheet pages	Activity
4-5	Storyboard
6-8	Small group story cards
9-12	Cricket circle map
13-21	Sequencing activity
22-24	Sorting Loud and Quiet Sounds
25-26	Tissue Paper Craft
27-30	Comprehension Check
31-32	Sequence steps to saying hello
33-34	Terms of Use


In a zipped folder you will find:

- Saying Hello Social Story (PowerPoint)
- Directions and links to digital activities (this includes a movie of the book read aloud from YouTube)
- Activities in black and white.

Christa Joy, Special Needs for Special Kids The Picture Communication Symbols ©1981-2018 by Tobii Dynavox. All Rights Reserved Worldwide. Used with permission. Boardmaker® is a trademark of Tobii Dynavox.

This unit has 6 activities to go with this book to last a full week of instruction.

There are 2 separate files, one in color and one in black and white.



This unit comes with a storyboard.

Storyboards are great for ALL students to assist with participation and engagement in group discussions.

Tips on how to use in the unit!!





cricket



locust



praying mantis



worm



spittlebug



bumble bee



dragonfly



mosquito



luna moth




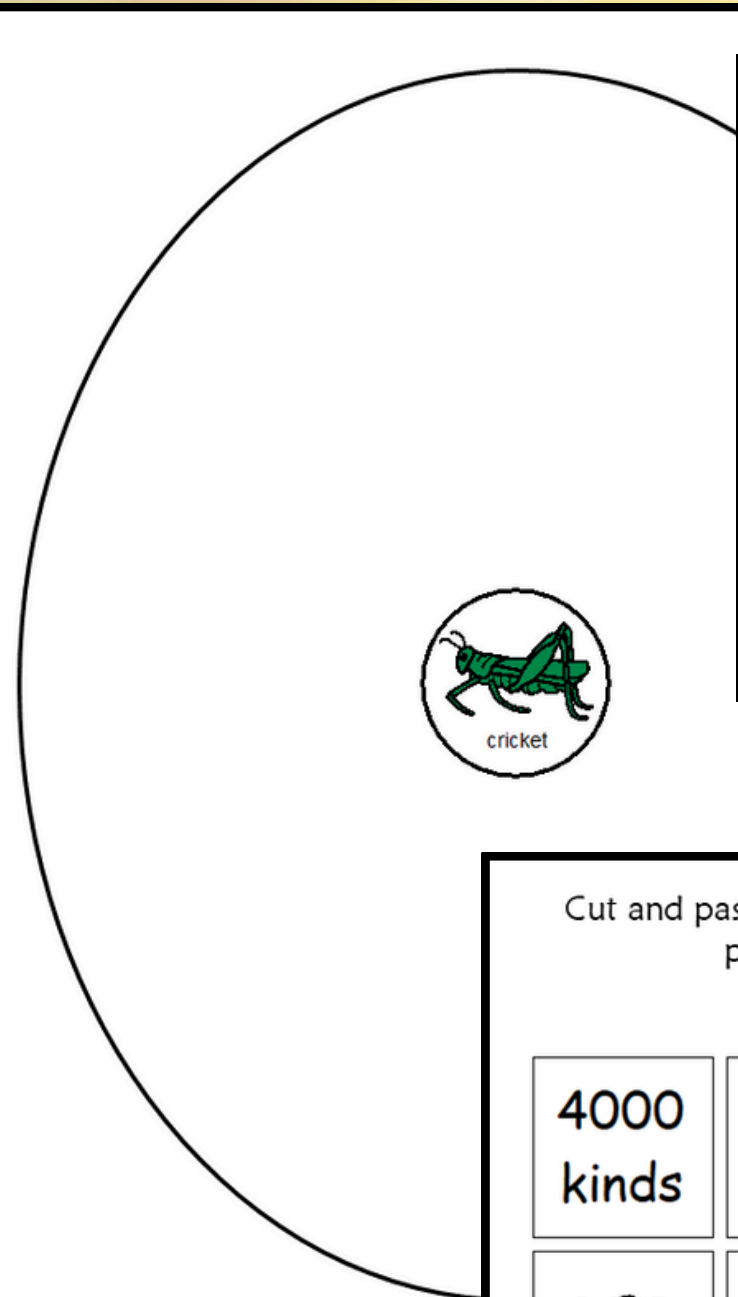
quiet



beautiful noise

There are 8 story cards to use while reading the story aloud.





Errorless option

Cut and paste symbols below into circle map to review some main facts about crickets on previous page.

4000 kinds	underground	above ground	boys and girls hear	boys make sounds
rub wings together	insect	6  legs	3  three body parts	long antennae

errorless option

Cut and paste symbols below into circle map on previous page **ONLY IF** they relate to crickets.


4000 kinds	underground	above ground	boys and girls hear	boys make sounds
swim	outer space	6  legs	3  three body parts	live in ocean
rub wings together	insect	huge	moon	long antennae

There is a circle map showing things about crickets. There is an option with only correct answers and one with wrong answers mixed in.



Cut out and sequence by size, smallest to largest.

Four empty rectangular boxes for sequencing, with a small black dot above the first box and a larger black irregular shape above the fourth box.



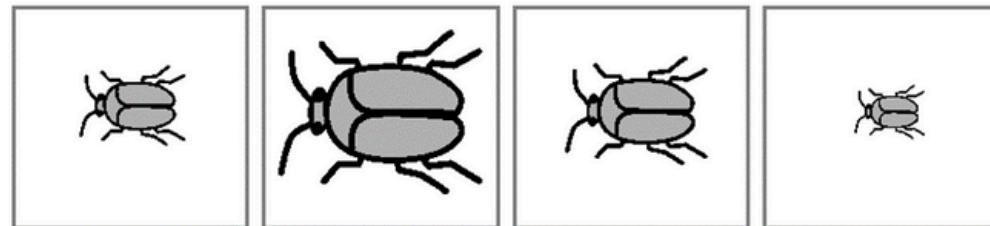
Christa Joy, S  
The Picture Communication Symbols  
Worldwide. Used with permission

differentiate with color

There are 7 sequencing worksheets, sequencing various insects by size.


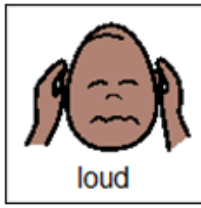
Cut out and sequence by size, smallest to largest.

Four empty rectangular boxes for sequencing, with a small black dot above the first box and a larger black irregular shape above the fourth box.



Christa Joy, Special Needs for Special Kids  
The Picture Communication Symbols ©1981–2021 by Tobii Dynavox. All Rights Reserved  
Worldwide. Used with permission. Boardmaker® is a trademark of Tobii Dynavox





 <p>cymbals</p>	 <p>rain</p>	 <p>rip</p>	 <p>fire alarm</p>	 <p>concert</p>
 <p>triangle</p>	 <p>stir</p>	 <p>thunder</p>	 <p>paint</p>	 <p>read</p>
 <p>whistle</p>	 <p>fireworks</p>	 <p>bird</p>	 <p>marching band</p>	 <p>explosion</p>
 <p>alarm clock</p>	 <p>cricket</p>	 <p>yell</p>	 <p>whisper</p>	 <p>mouse</p>

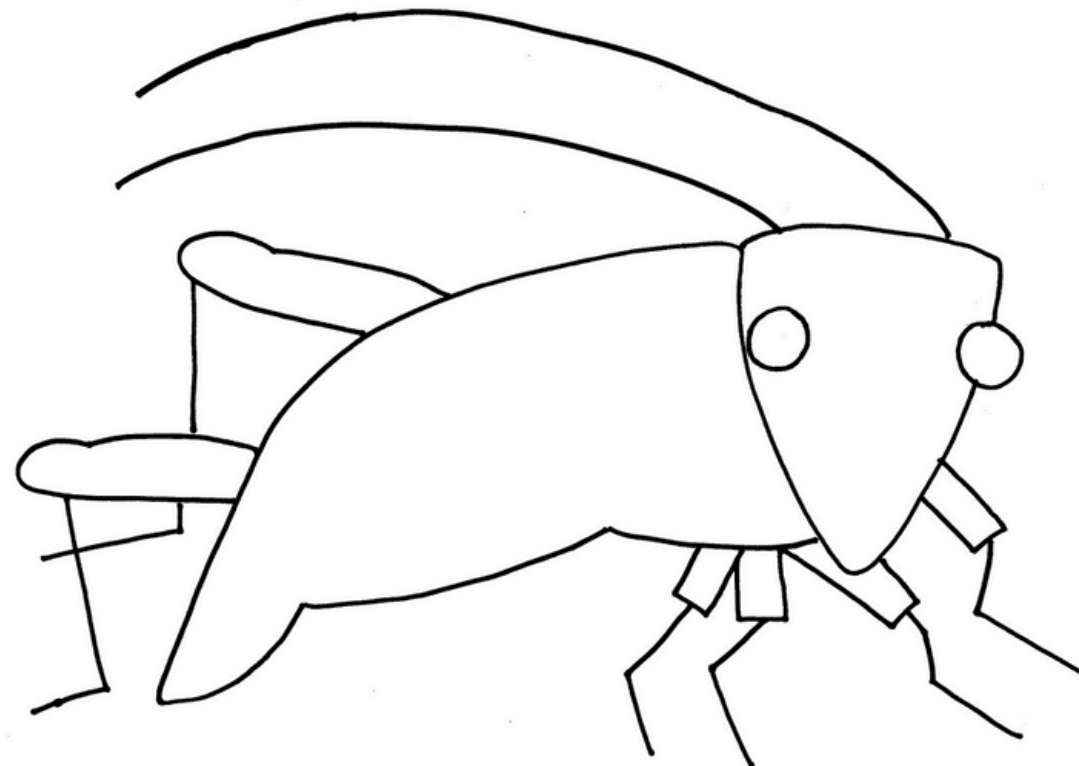
There is a sorting activity. Students will sort loud and quiet sounds.



# The Very Quiet Cricket

## Tissue Paper Art

- Print a copy for each student onto card stock
- Apply glue to open body parts of the cricket
- Give students small torn pieces of tissue paper (yellows, greens and browns) for students to layer on the glue. The more layering students do the better it will look.



There is a tissue paper craft.



Title



Author



Problem



Happens at the end



Main character



Picture answers for comprehension questions



cricket

*The Very Quiet Cricket*



quiet cricket



insects and worm



beautiful sound

by  
Eric  
Carle



outside



I like that



I don't like that

Did you like the story?

yes/no?



comprehension check


There are 2 worksheets where students will fill in answers about the story.



3. If I know the person's name, I can say that too.



Sometimes I see someone I know who is far away.



©Christa Joy, SNSK

There is a 10-page social story on Saying Hello. This comes in a PowerPoint format in an editable format so you can make it more appropriate it for your students.



The cricket is trying to figure out how to say hello.  
When you see someone, it is nice to say hello. Put the  
pictures in the order you would say hello.

--	--	--	--	--

-----  
Cut apart and place in correct order above.




**You may want to have your students role play this to  
determine what feels like the best sequence of events for  
them.**

There is a sequencing  
activity that goes with the  
social story.




Listen to the story read aloud




Eric Carle

The Very Quiet Cricket




There is a video of the book read aloud. This is a video from YouTube.





make great independent learning centers



Place the pictures in the circle map about crickets.








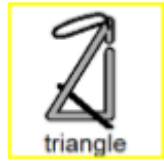
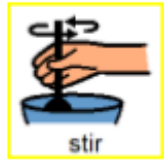



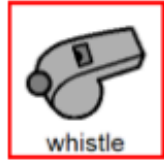





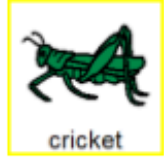











































4000 kinds	underground	above ground	boys and girls hear	insect
boys make sounds	rub wings together	6 legs	3 body parts	long antenna

Christa Joy, Special Needs for Special Kids The Picture Communication Symbols ©1981–2018 by Tobii Dynavox. All Rights Reserved Worldwide. Used with permission. Boardmaker® is a trademark of Tobii Dynavox

There are digital versions of the activities included. Students click and drag the answers.



perfect for every learning level

 loud	 quiet	Sort the pictures into those that make loud vs quiet sounds. If you are not sure, place it on the middle line.																				
		<table border="1"><tbody><tr><td> cymbals</td><td> rain</td><td> rip</td><td> fire alarm</td><td> concert</td></tr><tr><td> triangle</td><td> stir</td><td> thunder</td><td> paint</td><td></td></tr><tr><td> whistle</td><td> fireworks</td><td> bird</td><td> marching band</td><td> explosion</td></tr><tr><td> alarm clock</td><td> cricket</td><td> yell</td><td> whisper</td><td> mouse</td></tr></tbody></table>	 cymbals	 rain	 rip	 fire alarm	 concert	 triangle	 stir	 thunder	 paint		 whistle	 fireworks	 bird	 marching band	 explosion	 alarm clock	 cricket	 yell	 whisper	 mouse
 cymbals	 rain	 rip	 fire alarm	 concert																		
 triangle	 stir	 thunder	 paint																			
 whistle	 fireworks	 bird	 marching band	 explosion																		
 alarm clock	 cricket	 yell	 whisper	 mouse																		

Christa Joy, Special Needs for Special Kids The Picture Communication Symbols ©1981-2018 by Tobii Dynavox. All Rights Reserved Worldwide. Used with permission. Boardmaker® is a trademark of Tobii Dynavox

There are 2 sets, one that includes differentiation shown here.



This resource comes in a zipped folder. You will need to unzip the folder to access all the contents which include:

- Activities in color
- Activities in black and white
- Links and directions to digital activities
- PowerPoint version of social story