

THE VERY LAST LEAF

Special Ed



Special Needs for Special Kids

LITERACY UNIT

ALSO INCLUDES GOOGLE SLIDES



These literacy units are something I created and started using in my classroom. I had students with significant challenges and most were **non-readers**. This is a great way to expose all students to some great books.

The Very Last Leaf

Literacy Unit for Special Education

By

Christa Joy

Special Needs for Special Kids



Table of Contents

Worksheet pages	Title
4-6	Story Board
7-12	Circle map: leaves
13-15	Word map: deciduous
16-19	Sorting things that take courage
20-21	Punctuation practice
22-25	Writing prompt: I am the last leaf
26-27	Terms of Use

In a separate file, there are directions and links to digital versions of these activities.


This unit has 5 activities to go with this book to last a full week of instruction.

There are 2 separate files, one in color and one in black and white.

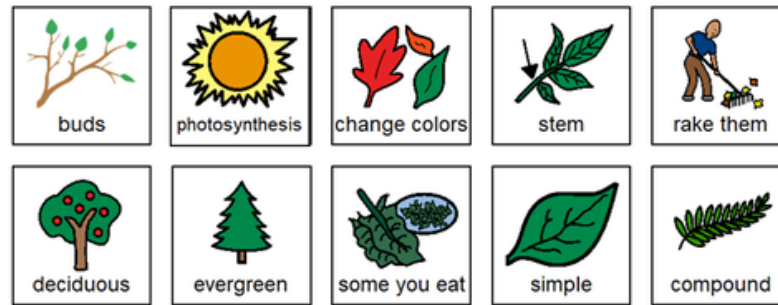
This unit comes with a storyboard.

Storyboards are great for ALL students to assist with participation and engagement in group discussions.

Tips on how to use in the unit!!




Place the following in the circle map on the previous page showing things about leaves.



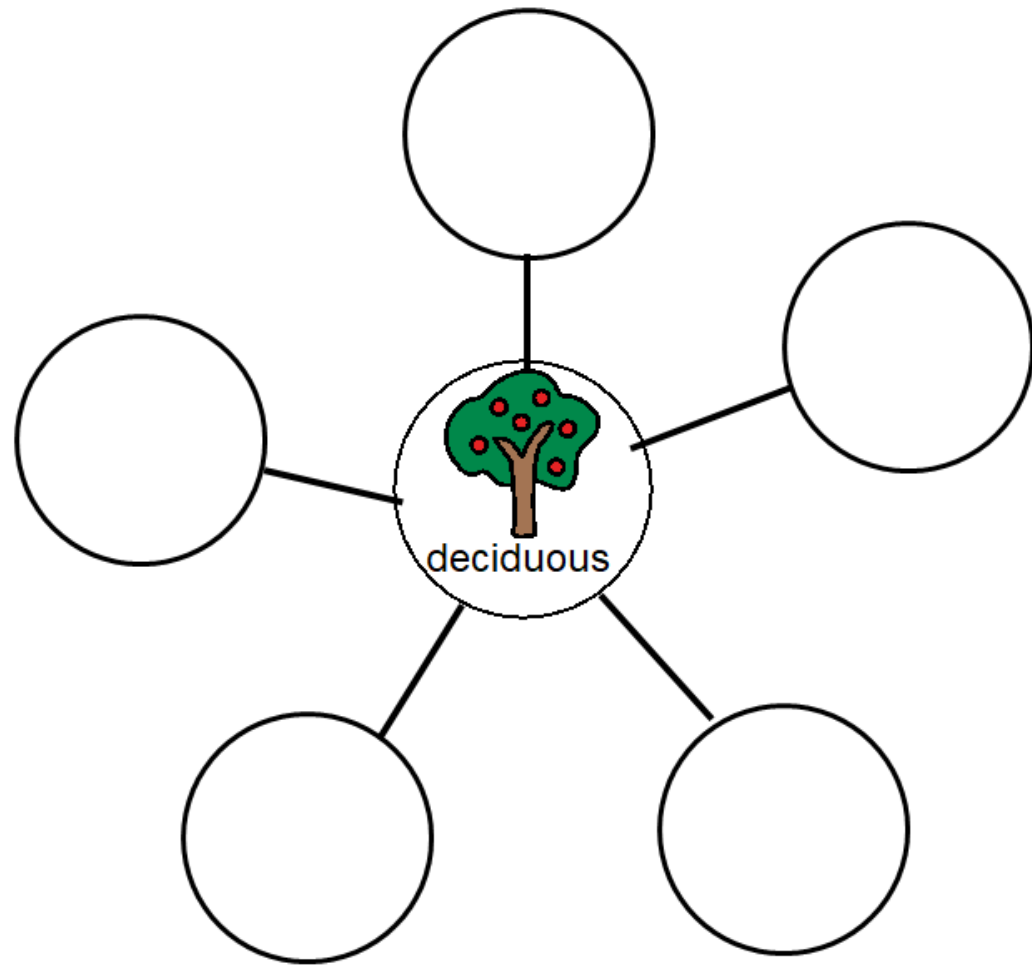
Place the following in the circle map on the previous page **ONLY IF** they are true about leaves.




There is a circle map showing things about leaves. There is an option that only has correct answers and one that has wrong answers mixed in.



What does deciduous mean?



There is a word map showing what deciduous means. This is an errorless activity.



What are some things you think would take courage?



new school

roller coaster

nap

doctor visit

relax

try new food

watch TV

giving a speech

audition

video games

making friends

brush teeth

going to a dentist


get dressed

wrap a present

haunted house

The Picture Communication Symbols ©1981–2022 by Tobii Dynavox. All Rights Reserved
Worldwide. Used with permission. Boardmaker® is a trademark of Tobii Dynavox

Students will sort things that take courage. Suggestions for differentiation are included.



Choose the best punctuation to use at the end of each sentence.

I was afraid to fall

Will you be my friend

Ladies first


Watch out, here I come

I think I will stay up here through winter

Will you catch me



Cut pictures apart to finish the sentences above.



Christa Jay, Special Needs for Special Kids
The Picture Communication Symbols ©1981-2019 by Tobi Dynavox. All Rights Reserved Worldwide.
Used with permission. Boardmaker® is a trademark of Tobi Dynavox.

Choose the best punctuation to use at the end of each sentence.

Do you like the fall

Look at me

Do you love the taste of sunlight


Better luck next time

I was afraid to fall

I am the last leaf




Cut pictures apart to finish the sentences above.



Christa Jay, Special Needs for Special Kids
The Picture Communication Symbols ©1981-2019 by Tobi Dynavox. All Rights Reserved Worldwide.
Used with permission. Boardmaker® is a trademark of Tobi Dynavox.

Students will use the best punctuation. Suggestions for differentiation are included.



I was the last leaf



It was fall, and I had turned in color.

All the other leaves fell, but I was .


I talked to a about being the last leaf.

I was worried I would fall in a .

I finally let go and landed in a .


Christa Joy, Special Needs for Special Kids The Picture Communication Symbols ©1981-2019 by Tobii Dynavox. All Rights Reserved Worldwide. Used with permission. Boardmaker® is a trademark of Tobii Dynavox

Students color in the circle.

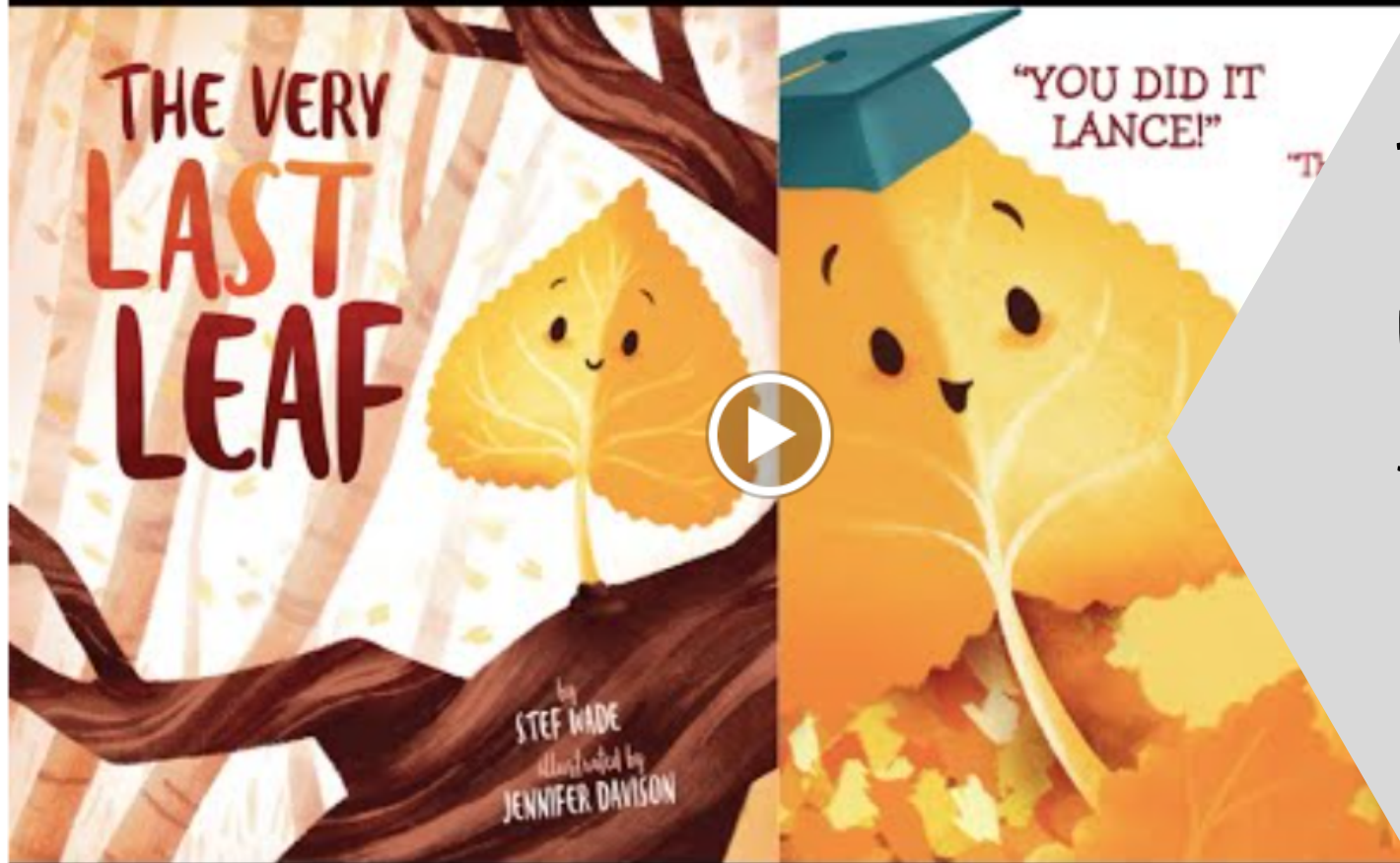


Christa Joy, Special Needs for Special Kids The Picture Communication Symbols ©1981-2019 by Tobii Dynavox. All Rights Reserved Worldwide. Used with permission. Boardmaker® is a trademark of Tobii Dynavox


There is a writing prompt.
Students will write a story as though they were the last leaf.
This is an errorless activity.



Listen to the
book read
aloud



There is a video of the book
read aloud. This is a video
from YouTube.



Great for independent centers

Choose the best punctuation to use at the end of each sentence.

I was afraid to fall


Will you be my friend

Ladies first

Watch out, here I come

I think I will stay up here through winter

Will you catch me



There are digital versions of the activities included. Students click and drag the answers.

Perfect for every learning level

What are some things you think would take courage?



Place pictures into correct columns depending on if it is something that would take courage. Some answers may vary.

 <p>new school</p>	 <p>roller coaster</p>	 <p>nap</p>	 <p>doctor visit</p>
 <p>relax</p>	 <p>try new food</p>	 <p>watch TV</p>	 <p>giving</p>
 <p>audition</p>	 <p>video games</p>	 <p>making friends</p>	 <p>brush teeth</p>
 <p>going to a dentist</p>	 <p>get dressed</p>	 <p>wrap a present</p>	 <p>haunted house</p>

There are 2 sets, one that includes differentiation shown here.