


Special Ed

THE VERY BUSY SPIDER



INCLUDES GOOGLE SLIDES

Special Needs for Special Kids



For students who:

- are emerging or non-readers
- take alternate assessments
- are in special education
- short-attention span
- lack pre-requisite skills
- benefit from the use of pictures for support

The Very Busy Spider Literacy Unit for Special Education

By
Christa Joy



ChristaJoy, Special Needs for Special Kids

Table of Contents


Worksheet pages	Activity
4-5	Story Board
6-9	Circle Map
10-13	Matching Animal Sounds cut and paste
14-16	Sequencing a Web Activity
17-21	Story Sequencing Activity
22-25	Comprehension Check
26	Fly Swatter Art
27-29	Spider Snacks picture recipe
30-33	Just a minute sorting activity
34-35	Terms of Use

In a zipped folder you will find:

- Just a Minute Social Story (PowerPoint)
- Directions and links to digital activities (this includes a movie of the book read aloud from YouTube)
- Activities in black and white.

This unit has 7 activities to go with this book to last a full week of instruction.

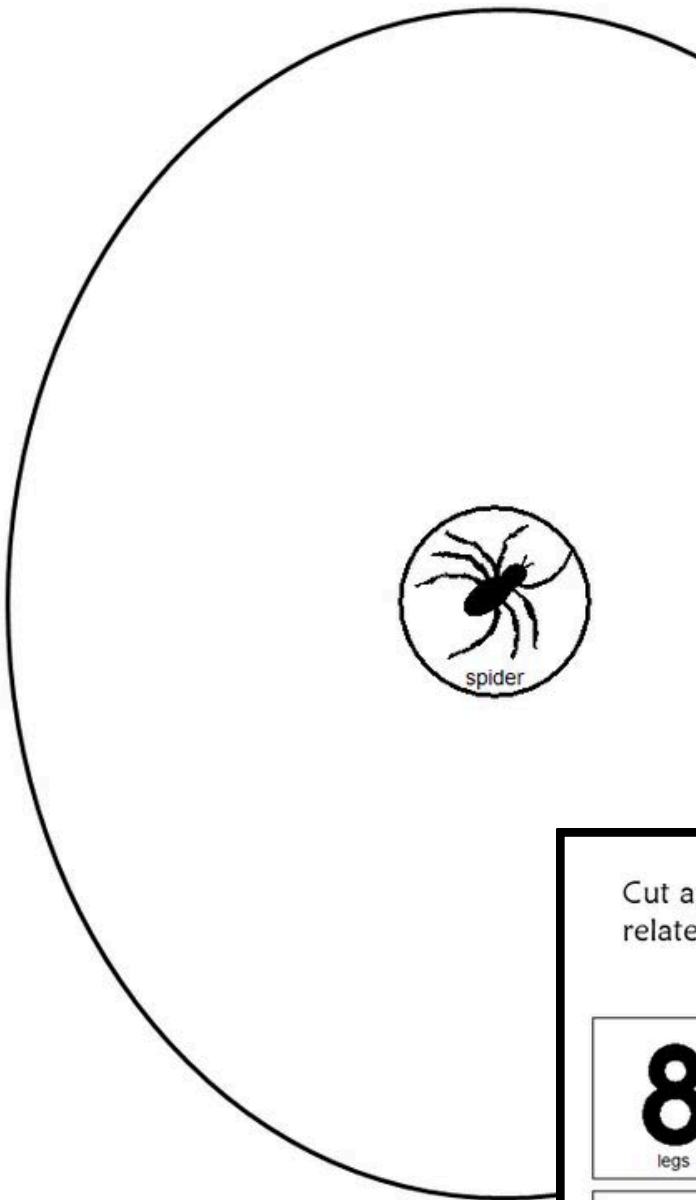
There are 2 separate files, one in color and one in black and white.



This unit comes with a storyboard.

Storyboards are great for ALL students to assist with participation and engagement in group discussions.

Tips on how to use in the unit!!



Cut apart the pictures about spiders and place in map on previous page.

Errorless option

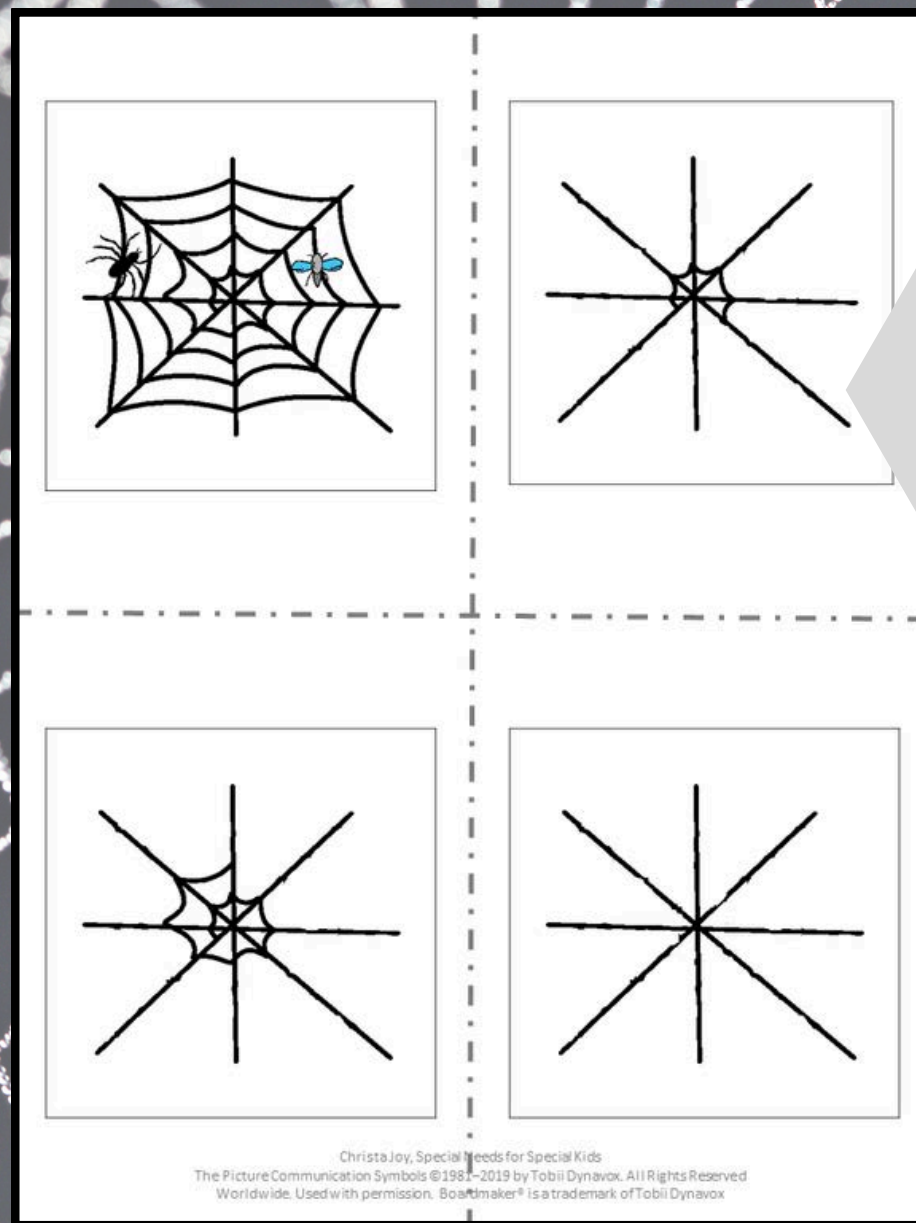

8 legs	2 body parts	web	some are poisonous	most are safe
many eyes	web is strong	egg sac	NOT insects	1 hour to spin web
live 2 years	pounce			

errorless option

There is a circle map showing things about spiders. There is an option with only correct answers and one with wrong answers mixed in.

Cut apart the pictures and place in map **ONLY IF** they relate to spiders.


8 legs	2 body parts	web	some are poisonous	huge
many eyes	web is strong	egg sac	NOT insects	1 hour to spin web
live 2 years	pounce	live in the ocean	eat hot dogs	most are safe



There are sequencing worksheets showing a spider web being built.

□ → □ → □ → □
Did the spider answer? WHY?


□ → □ → □ → □
Did the spider answer? WHY?



Christa Joy, Special Needs for Special Kids
The Picture Communication Symbols ©1981-2019 by Tobii Dynavox. All Rights Reserved
Worldwide. Used with permission. Boardmaker® is a trademark of Tobii Dynavox

□ → □ → □ → □
Did the spider answer? WHY?

□ → □ → □ → □
Did the spider answer? WHY?

















Christa Joy, Special Needs for Special Kids
The Picture Communication Symbols ©1981-2019 by Tobii Dynavox. All Rights Reserved
Worldwide. Used with permission. Boardmaker® is a trademark of Tobii Dynavox

There are sequencing worksheets from the story.

comprehension check

There are 2 worksheets where students will fill in answers about the story.

Title 	Author 	Problem 	Happens at the end 
Main character 	Did you like the story?  <input type="checkbox"/> yes <input checked="" type="checkbox"/> no 		

 outside	 the spider was busy	by Eric Carle
 animals	The Very Busy Spider	 the web is done and spider falls asleep
 yes	 no	 spider




Fly Swatter Art



- This craft is specifically designed for students with severe disabilities to enable them to complete it as independently as possible.
- This craft also addresses the sensory needs many of our students have.
- This may get messy but is sooooo much fun!!
- Preparation
 - Take a long piece of white or brown butcher paper
 - Draw on various insects or use stickers
- Directions
 - Dip the fly swatter into paint
 - Have students find a bug to swat
 - Take turns
- Display and label finished mural.
- Let students sign their “swats” after it is dry

There is an art activity using a fly swatter.

Ingredient Labels



crackers



peanut butter



pretzel sticks



raisins

Christa Joy, Special Needs for Special Kids
The Picture Communication Symbols ©1981-2019 by Tobii Dynavox. All Rights Reserved
Worldwide. Used with permission. Boardmaker® is a trademark of Tobii Dynavox

Recipe

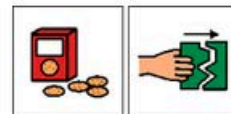
1. Get 2 crackers



2. Spread peanut butter on crackers



3. Put crackers together



4. Get 8 pretzel sticks



5. Place 4 on each side for legs




6. Place 2 raisins for eyes



Christa Joy, Special Needs for Special Kids
The Picture Communication Symbols ©1981-2019 by Tobii Dynavox. All Rights Reserved
Worldwide. Used with permission. Boardmaker® is a trademark of Tobii Dynavox

As a class, make some spider snacks.



If someone says I have to wait just a
minute


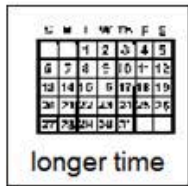
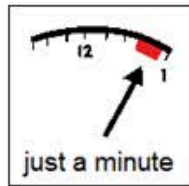
©ChristaJoy, SNSK



that usually does NOT mean exactly 60
seconds.

©ChristaJoy, SNSK

There is a 14-page social story on waiting. This comes in a PowerPoint format in an editable format so you can make it more appropriate it for your students.



drink a glass of water



eat lunch




nap



finish puzzle



bus ride to school



eat a cookie



empty trash



watch a commercial



take a bath



color a picture



basketball game

There is a sorting activity that goes with the social story.


Eric Carle

The Very Busy Spider

Animated!

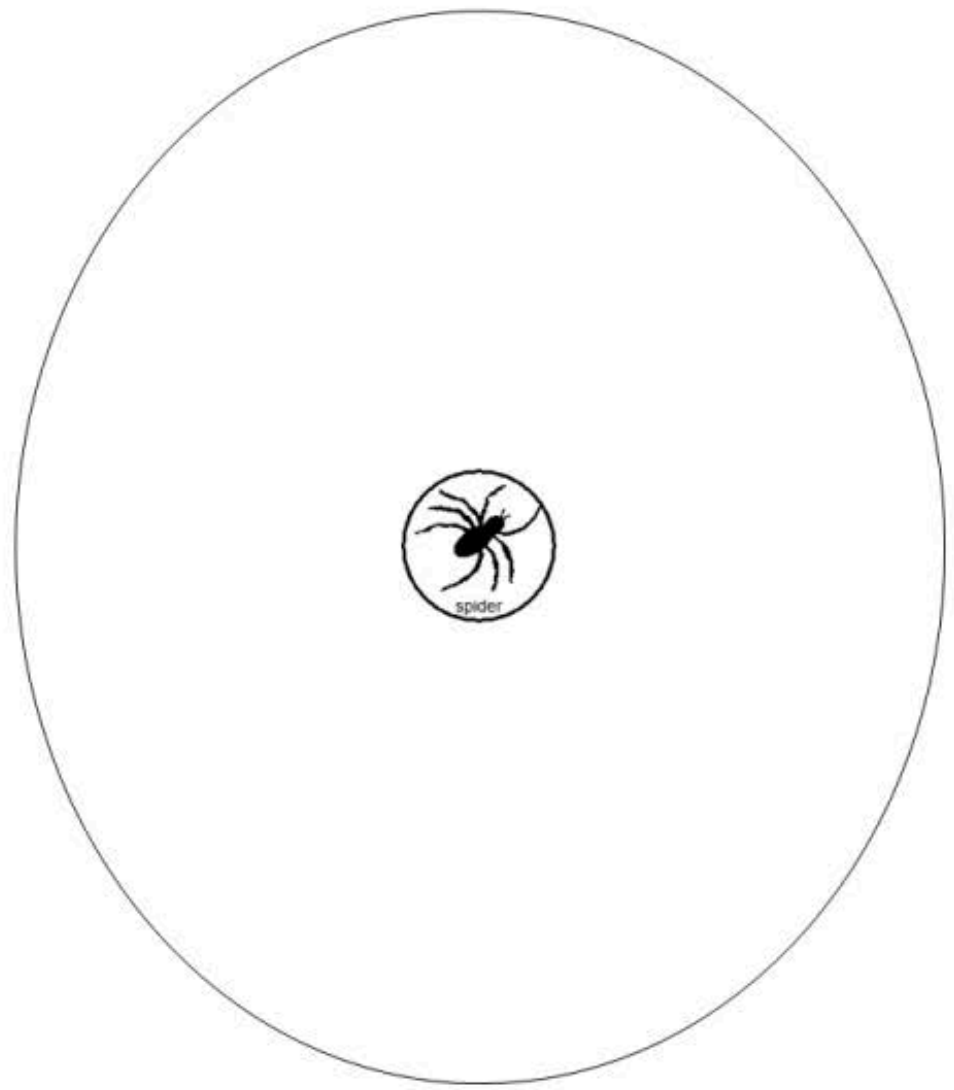








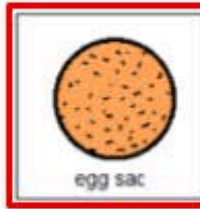




There is a video of the book read aloud. This is a video from YouTube.



make great independent learning centers

Place the pictures in the circle map about spider.





 legs	 body parts	 web	 some are poisonous
 most are safe	 many eyes	 egg sac	 NOT insects
 1 hour to spin web	 live 2 years	 pounce	


Christa Joy, Special Needs for Special Kids The Picture Communication Symbols ©1981-2018 by Tobii Dynavox. All Rights Reserved Worldwide. Used with permission. Boardmaker® is a trademark of Tobii Dynavox


There are digital versions of the activities included. Students click and drag the answers.


perfect for every learning level

Moo Moo → 


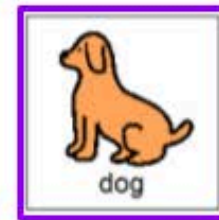


Quack Quack → 

Neigh Neigh → 

Maa Maa → 

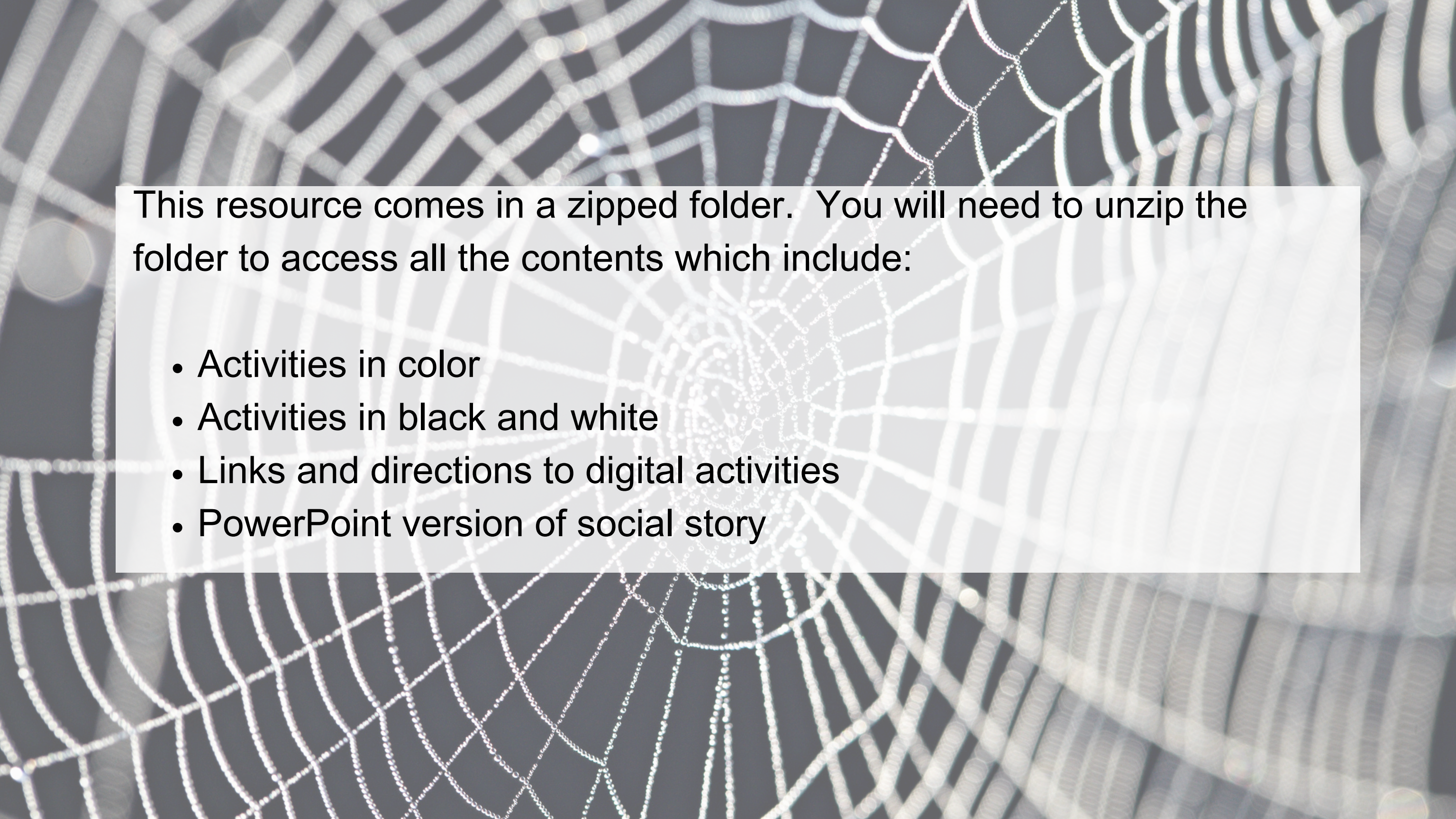
Woof Woof → 

Match the animal to the sound.



Christa Joy, Special Needs for Special Kids The Picture Communication Symbols ©1981-2018 by Tobii Dynavox. All Rights Reserved Worldwide. Used with permission. Boardmaker® is a trademark of Tobii Dynavox.

There are 2 sets, one that includes differentiation shown here.



This resource comes in a zipped folder. You will need to unzip the folder to access all the contents which include:

- Activities in color
- Activities in black and white
- Links and directions to digital activities
- PowerPoint version of social story