

Special Ed

THE MITTEN LITERACY UNIT



Special Needs for Special Kids

ALSO INCLUDES GOOGLE SLIDES



These literacy units are something I created and started using in my classroom. I had students with significant challenges and most were **non-readers**. This is a great way to expose all students to some great books.

The Mitten Literacy Unit for Special Education

By
Christa Joy
Special Needs for Special Kids




Table of Contents

Worksheet pages	Title
4-5	Story Board
6-9	Circle map: animals in the mitten
10-12	Circle map: things that make you sneeze
13-15	Matching: How animals defend themselves
16-18	Sorting: Things that are white or colorful
19-21	Writing prompt: The day I lost my mitten
22-23	Terms of Use

In a separate files you will find:

- Activities in black and white
- Link and directions for digital activities (including the book read aloud)

This unit has **31 pages plus 12 google slides**. There are 5 activities to go with this book to last a full week of instruction.

It comes in 2 separate files, one in color and one in black and white.




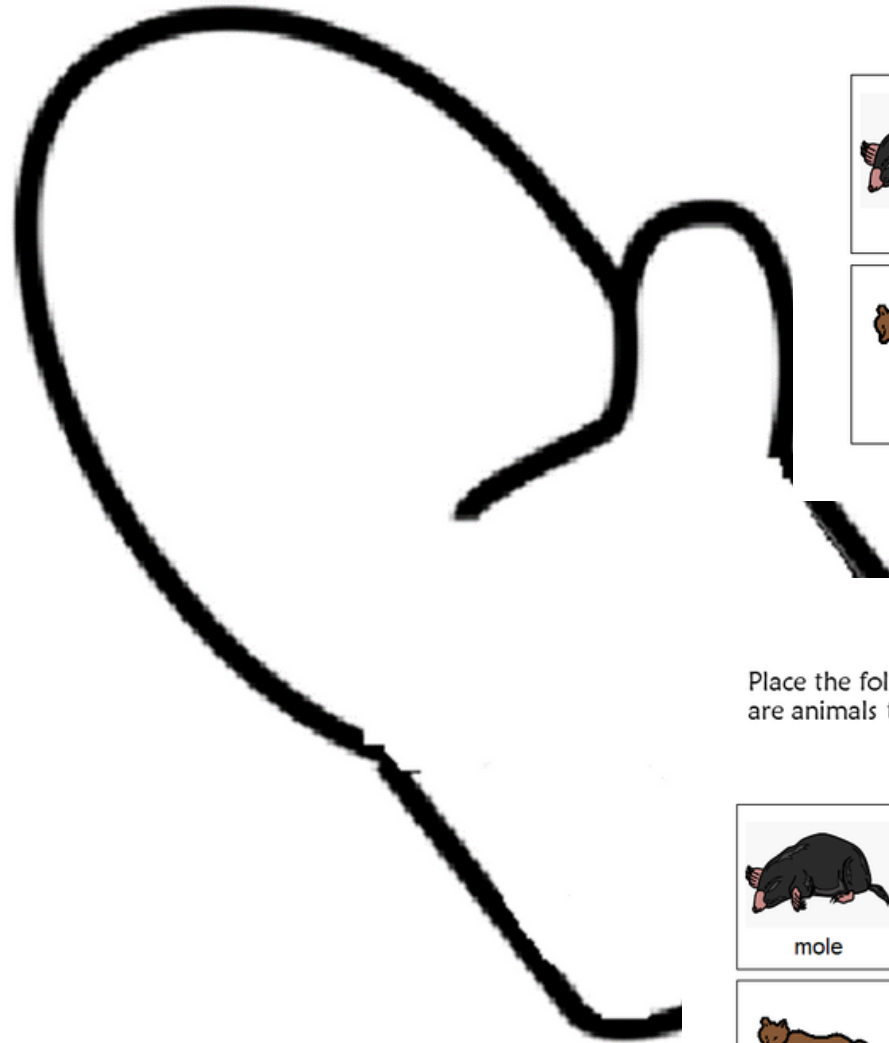
This unit comes with a storyboard.

Storyboards are great for ALL students to assist with participation and engagement in group discussions.

Tips on how to use in the unit!!

Who was in the mitten?


Place the following in the circle map showing all the animals that crawled into the mitten.



Place the following on the previous page **ONLY IF** they are animals that crawled into the mitten.




There are 2 circle maps in this unit. This one looks at all the animals that crawled into the mitten. There is an option that only has correct answers and one that has wrong answers mixed in.



What are some things that make people sneeze?

Cut out pictures and glue in circle map on previous page showing things that make people sneeze.


errorless

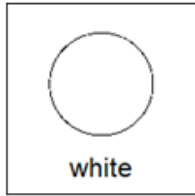


Cut out pictures and glue in circle map on previous page **ONLY IF** they show animals that make people sneeze.



This circle map looks at different things that can make you sneeze. There is an option that only has correct answers and one that has wrong answers mixed in.





white



colorful



clouds



leaves



swan



polar bear



grapes



milk



peacock



coffee



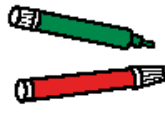
Q-tip



grass



snowman



markers



rice



cranberries



toilet paper



rainbow



mud



goose




blood












shaving cream

Students will sort things that are usually white and those that are usually colorful. Suggestions for differentiation are included.




All animals have ways to defend themselves. Look at each animal below and decided how you think they would defend themselves if attacked.

	<input type="text"/>		<input type="text"/>
	<input type="text"/>		<input type="text"/>
	<input type="text"/>		<input type="text"/>
	<input type="text"/>		<input type="text"/>

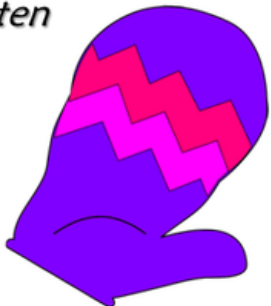


Students will match the various ways animals defend themselves. Suggestions for differentiation are included.



The day I lost my mitten

One day, I lost my mitten



It must have fallen out of my

I did not notice until I got



My

helped me go back and look for it.



I couldn't find it, so mom bought me a new

pair.




Christa Joy, Special Needs for Special Kids The Picture Communication Symbols ©1981-2018 by Tobii Dynavox. All Rights Reserved Worldwide. Used with permission. Boardmaker® is a trademark of Tobii Dynavox



Fill the circle with your favorite color.


Students will write a story about the day they lost a mitten. This is an errorless activity that allows students to write their own story independently.



Listen to
The Mitten
read aloud



*There is a video of the
book read aloud. This is
a video from YouTube.*













Place the pictures in mitten showing animals that crawled inside.

 mole	 hedgehog	 owl	 badger
 fox	 bear	 mouse	

Christa Joy, Special Needs for Special Kids
The Picture Communication Symbols ©1981-2019 by Tobii Dynavox. All Rights Reserved
Worldwide. Used with permission. Boardmaker® is a trademark of Tobii Dynavox

There are digital versions of the activities included. Students click and drag the answers.



	<input type="text"/>		<input type="text"/>
	<input type="text"/>		<input type="text"/>
	<input type="text"/>		<input type="text"/>
	<input type="text"/>		<input type="text"/>

All animals have ways to defend themselves. Look at each animal and decided how you think they would defend themselves if attacked.



Christa Joy, Special Needs for Special Kids
The Picture Communication Symbols ©1981–2019 by Tobii Dynavox. All Rights Reserved
Worldwide. Used with permission. Boardmaker® is a trademark of Tobii Dynavox

There are 2 sets, one that includes differentiation shown here.





I realize there will be some students out there unable to do cutting activities. I have a blog post with ways to complete activities without a pair of scissors!!

[Click Here to read more!!](#)