

Special Ed

THE HOUSE IN THE NIGHT



Special Needs for Special Kids



ALSO INCLUDES GOOGLE SLIDES



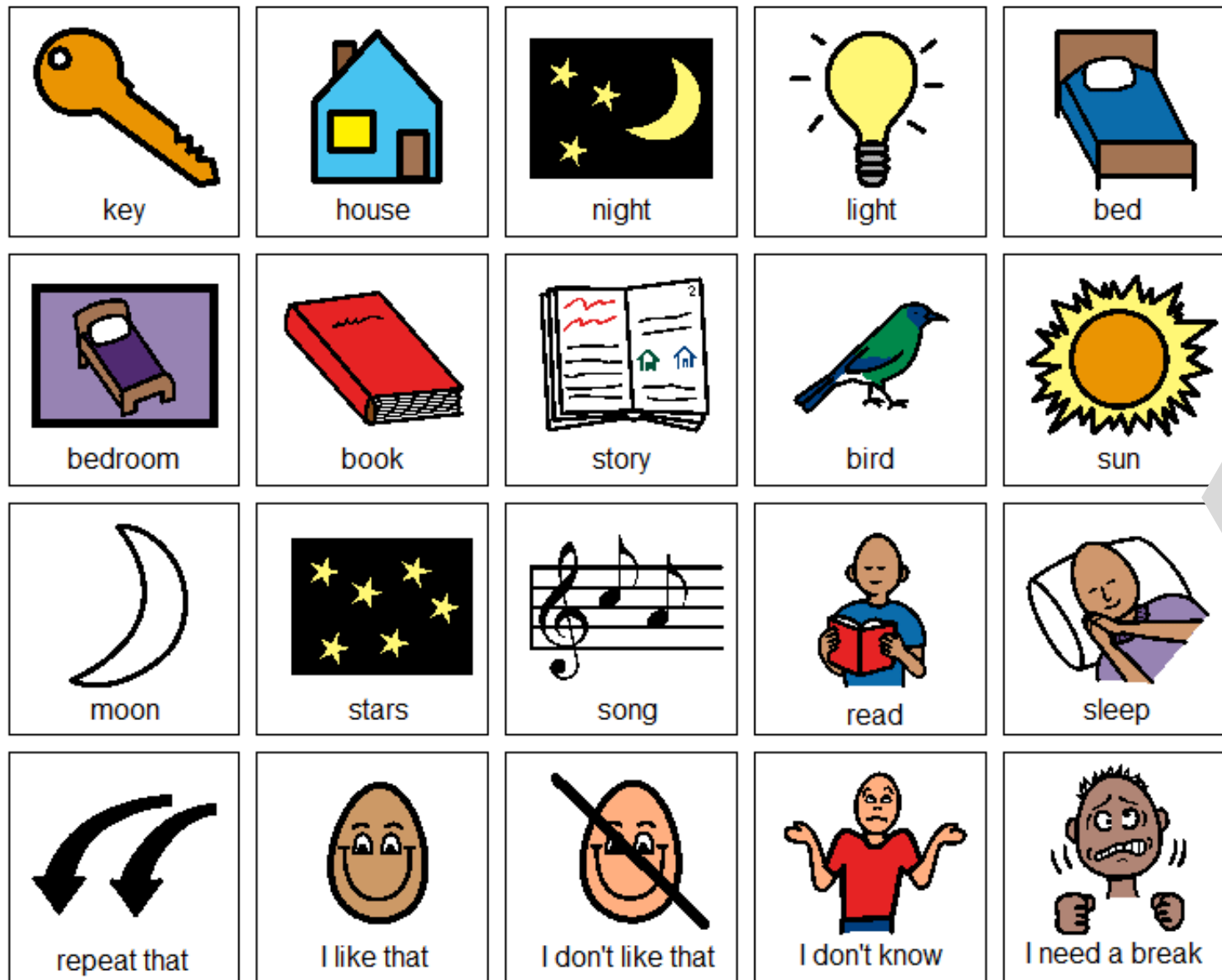
These literacy units are something I created and started using in my classroom. I had students with significant challenges and most were **non-readers**. This is a great way to expose all students to some great books.

Table of Contents

Worksheet pages	Title
4-6	Storyboard
7-12	Circle map on night
13-16	Sorting day vs night activities
17-22	Associations from the story
23-26	Getting ready for bed sequencing
27-30	Going to bed writing prompt
31-32	Terms of Use

In a separate file, there are directions and links to digital versions of these activities.

This unit has **33 pages plus 12 google slides.**
There are 5 activities to go with this book to last a full week of instruction.



This unit comes with a storyboard.


Storyboards are great for ALL students to assist with participation and engagement in group discussions.

Tips on how to use in the unit!!


What are some things you might see in the night sky?



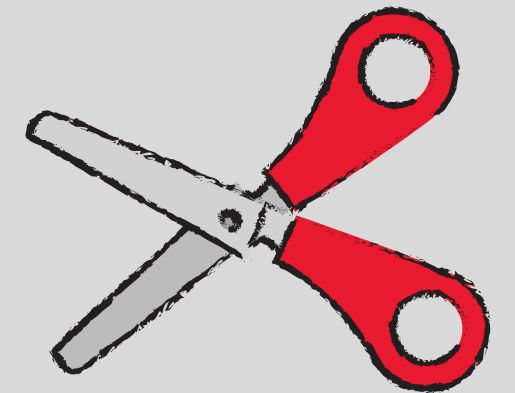
Place the following in the circle map showing some things you might see in the night sky.




Place the following on the previous page **ONLY IF** they are things you might see in the night sky.














There is a circle map looking at things you see in the night sky. There is an option that only has correct answers and one that has wrong answers mixed in.




Sort the pictures on the next page depending on if they normally occur during the day or during the night.











 get ready for school	 take a bath	 get dressed	 pajamas	 dream
 lunchtime	 catch lightning bugs	 recess	 dessert	 brush teeth
 brush hair	 wake up	 read	 watch TV	 breakfast
 dinner	 play outside	 make bed	 moon	 yawn









Students will sort things you do in the day versus at night. Suggestions for differentiation are included.




Match the job each person has on the train.

 key	<input type="text"/>	 book	<input type="text"/>
 bird	<input type="text"/>	 house	<input type="text"/>
 light	<input type="text"/>	 bird	<input type="text"/>
 sun	<input type="text"/>	 moon	<input type="text"/>

Match the object that goes with the object on the previous page from the story.

 dark	 book	 song	 bed
 light	 house	 moon	 bed

Students will match associations from the book. There is an answer key included.




Place the following pictures in order of how you get ready for bed. You do not have to use all the boxes.

- | | | | |
|----|----------------------|-----|----------------------|
| 1. | <input type="text"/> | 6. | <input type="text"/> |
| 2. | <input type="text"/> | 7. | <input type="text"/> |
| 3. | <input type="text"/> | 8. | <input type="text"/> |
| 4. | <input type="text"/> | 9. | <input type="text"/> |
| 5. | <input type="text"/> | 10. | <input type="text"/> |

Christa Joy, Special Needs for Special Kids The Picture Communication Symbols ©1981-; Dynavox. All Rights Reserved Worldwide. Used with permission. Boardmaker® is a trade Dynavox



Students will complete a schedule showing what they do to get ready for bed. I included as many options as I could think about.



When I go to bed



I like to go to bed at

Before going to bed, I like to

I like to take

to bed with me.

When I look out the window, I see the

I always make sure I

before I fall asleep

- 7:00
- 8:00
- 9:00
- 9:30
- 10:00


- watch TV
- read
- have a snack
- take a bath
- shower

- a book
- a blanket
- a teddy bear
- stuffed animals
- a flashlight

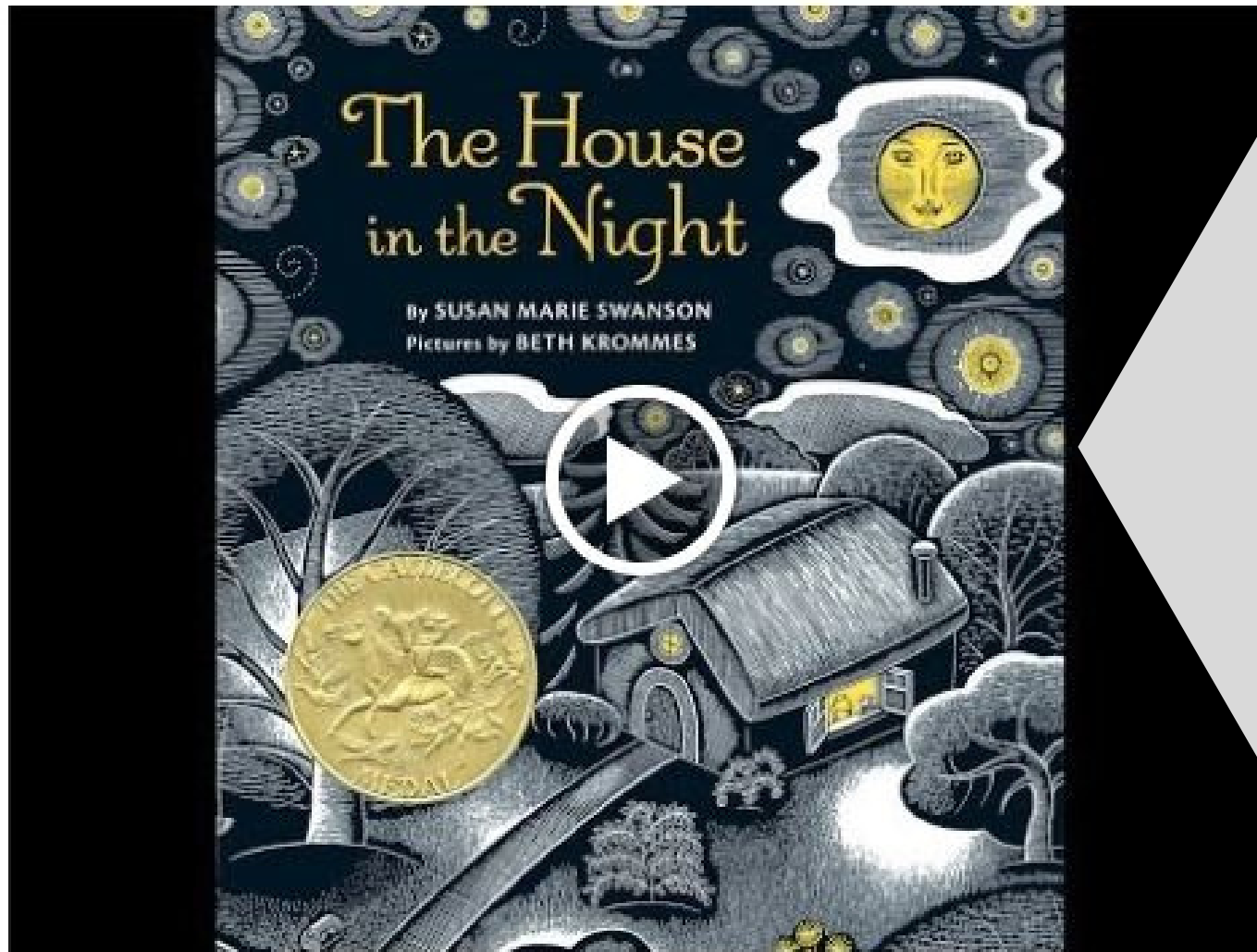
- moon
- stars
- neighbors
- a lighthouse
- campfire

- brush teeth
- brush hair
- write in my diary
- pray
- drink water

Students will write a story about getting ready for bed.



Listen to The House in the Night read aloud




There is a video of the book read aloud. This is a video from YouTube.





Place some of the pictures in circle map showing some things you see in the night sky.



There are digital versions of the activities included. Students click and drag the answers.



day



night

Sort the pictures on the next page depending on if they normally occur during the day or during the night. If you are not sure, place it on the middle line.

 get ready for school	 take a bath	 get dressed	 pajamas
 lunchtime	 catch lightning bugs	 recess	 play outside
 wake up	 breakfast	 dinner	 play outside
 make bed	 moon	 dream	 sunglasses

There are 2 sets, one that includes differentiation shown here.



I realize there will be some students out there unable to do cutting activities. I have a blog post with ways to complete activities without a pair of scissors!!

[Click Here to read more!!](#)