



The Grouchy Ladybug
Special Education Unit



Preview

Over 90
pages



By 
Christa
Joy


To differentiate use fewer pictures to sequence, making the size difference more obvious.



Cut out and sequence by size



Preview



To differentiate use fewer pictures to sequence, making the size difference more obvious.

Easy

Cut out and sequence by size



Preview

Also in BW



To differentiate use fewer pictures to sequence, making the size difference more obvious.


Easy

Cut out and sequence by size



Preview

Also in BW




To differentiate use fewer pictures to sequence, making the size difference more obvious.

Easy

Cut out and sequence by size



Also in BW



To differentiate use fewer pictures to sequence, making the size difference more obvious.




Difficult

Cut out and sequence by size according to the story



Preview


Also in BW



To differentiate use fewer pictures to sequence, making the size difference more obvious.



Difficult

Cut out and sequence by size according to the story



Preview

Also in BW



To differentiate use fewer pictures to sequence, making the size difference more obvious.




Difficult

Cut out and sequence by size according to the story

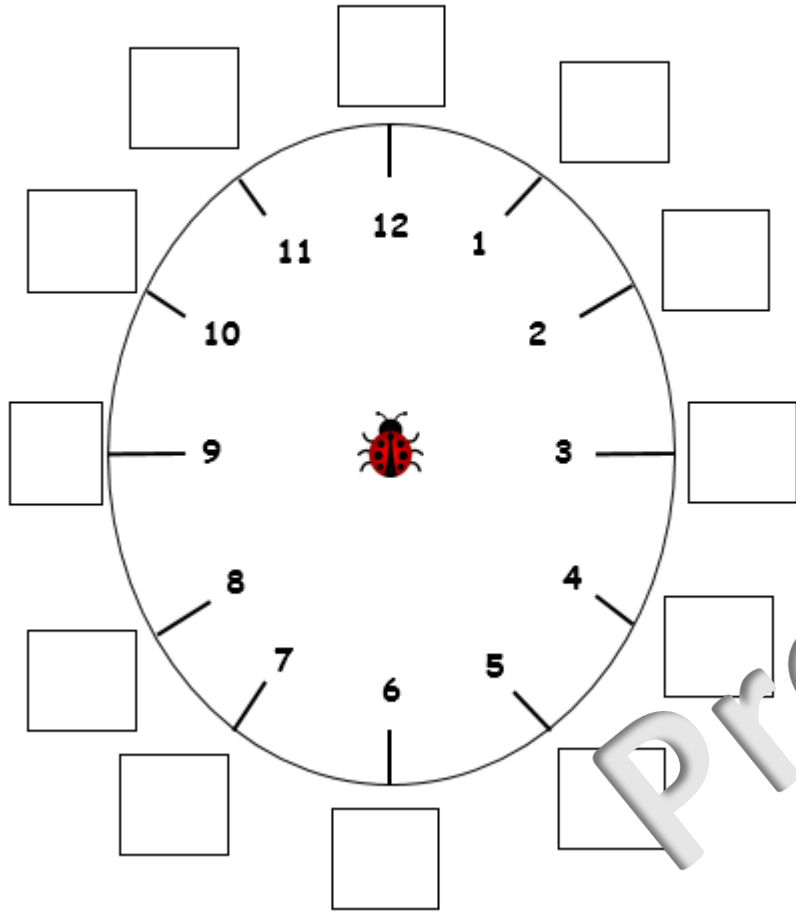


Preview

Also in BW



2 pages



Cut out and place animals on correct location on the clock



Also in BW

Grouchy Ladybug Associations

6 pages













- Using information from the book, students cut out the pictures on page 6 and match with what the animal it goes with.

yellow jacket →

stag beetle →

praying mantis →

Student Choices



| | | |
|---|--|---|
|  stinger |  jaws |  front legs |
|  sharp beak |  claws |  tail |
|  Hiss |  Hee Hee Hee |  beat chest |
|  horn |  |  |

Also in BW

The Grouchy Ladybug Comprehension Check

- This cut and paste activity is meant to help the teacher assess if the student has grasped the main points from the story
- Assembly (optional)
 - I liked to cut the pages apart and make it into a student booklet for students to be able to review


4 pages


Problem  Happens at the end 


Other characters  Do you like the story? yes no

Also in BW








Title 

Author 

Main character 

Setting 

Picture answers for comprehension questions

| | | |
|--|--|--|
|  grouchy and wants to fight | The Grouchy Ladybug |  outside |
|  ladybug |  animals |  ladybug eats aphids |
|  yes | by Eric Carle |  no |

17 pages




Everyone Gets Angry

By

Christa Joy

Special Needs for Special Kids

Some days I feel happy. Some days I feel sad.



*Then there are days I feel
angry!*



*Everyone feels angry
sometimes.*

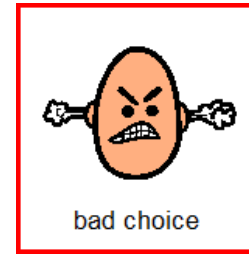


There are certain things I notice when I feel angry.





good choice



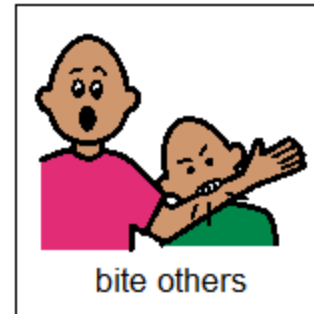


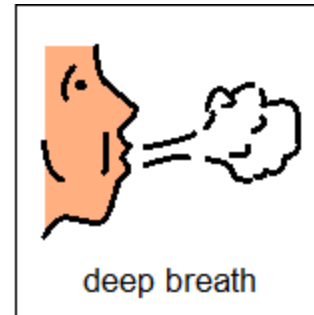

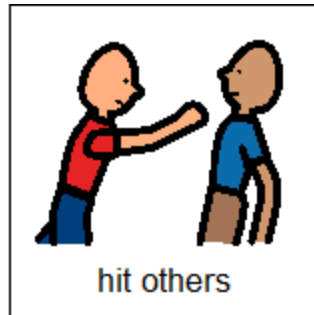



bad choice

Preview

Also in BW

Cut out the actions below and decide if they are a good choice when you are angry or a bad choice.



Also in BW

Color coded pictures to cut out the actions below and decide if they are a good choice when you are angry or a bad choice.

