


The BFG



34 activities

**chapter
questions**

Special Needs for Special Kids





These novel units are something I created and started using in my classroom. I had students with significant challenges and most were **non-readers**. They were the best thing I ever did, and my students LOVED them.

Table of Contents

Worksheet pages	Activity	Chapter
6	Suggestions for use	
7	Story board	
8	Title and Author	
9-10	The Witching Hour	1 The Witching Hour
11-12	Day/Night sorting	1 The Witching Hour
13-15	Giant circle map	2 Who?
16-19	Things that make me scared	3 The Snatch
20	Coloring the landscape	4 The Cave
21-22	Fast vs Slow sorting	4 The Cave
23-26	What would he taste like?	5 The BFG
27-28	Matching food to animal	6 The Giants
29-30	What makes that sound?	7 The Marvelous Ears
31-35	What is that word?	8 Snozzcumbers
36-38	Snozzcumber	8 Snozzcumbers
39-42	Bullies are Not Nice social story	9 The Bloodbottler
43-44	Friend vs Bully Sorting	9 The Bloodbottler
45-46	Food vs drink sorting	10 Froboscottle and Whizzpoppers

Christa Joy, Special Needs for Special Kids
 The Picture Communication Symbols ©1981–2018 by Tobii Dynavox. All Rights Reserved
 Worldwide. Used with permission. Boardmaker® is a trademark of Tobii Dynavox

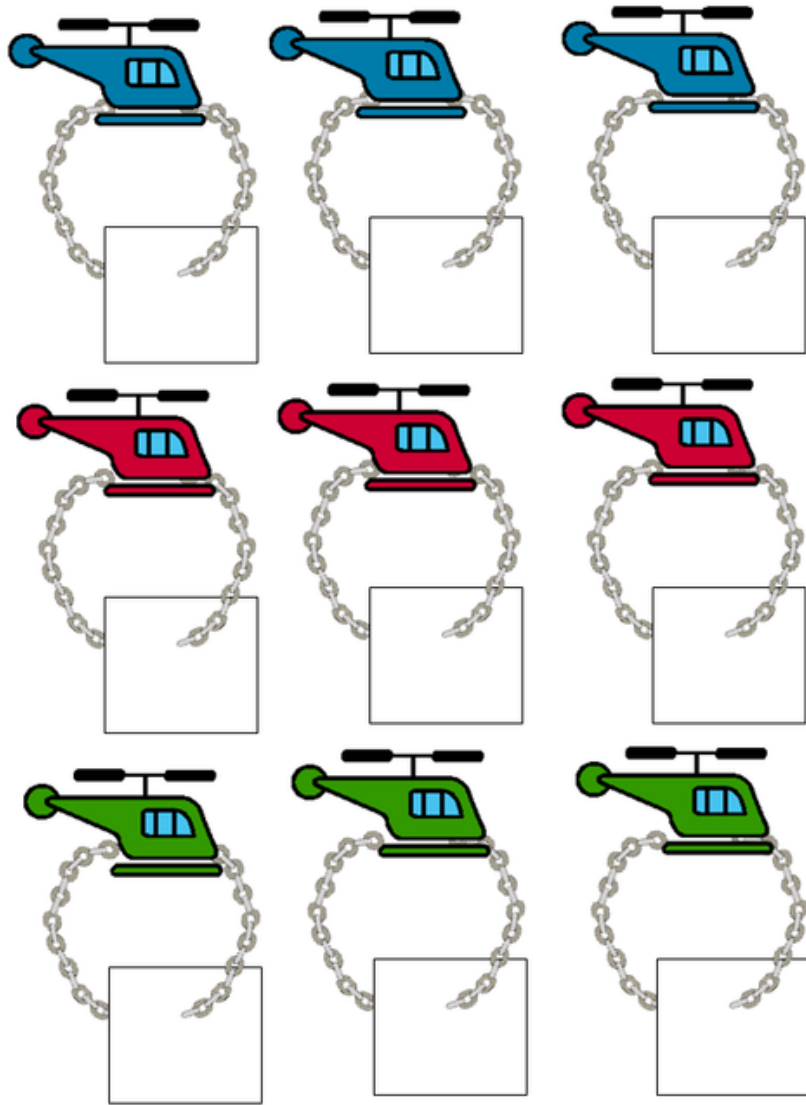
Table of Contents

Worksheet pages	Activity	Chapter
47-48	Manners sorting	10 Froboscottle and Whizzpoppers
49-50	Finding Dream Country maze	11 Journey to Dream Country
51	Dream or Nightmare	12 Dream-Catch
52-53	How old are you really?	13 A Trogglehump and Fleshlump
54-55	Nightmare writing prompt	13 A Trogglehump and Fleshlump
56	Dream sequencing	14 Dream
57	Boy or Girl Dream	14 Dreams
58-60	The Queen's Dream	15 The Great Plan
61-62	Finding the right tool	16 Mixing the Dream
63	Trace the path to the palace	17 Journey to London
64-65	Finding the Queen's room	18 The Palace
66-67	Dream or Reality sorting	19 The Queen
68-69	Getting ready for the Giant	20 The Royal Breakfast
70-71	The BFG's breakfast	20 The Royal Breakfast
72	The plan	21 The Plan
73-74	Capturing the giants	22 Capture!
75-77	Finding the right cage	23 Feeding Time

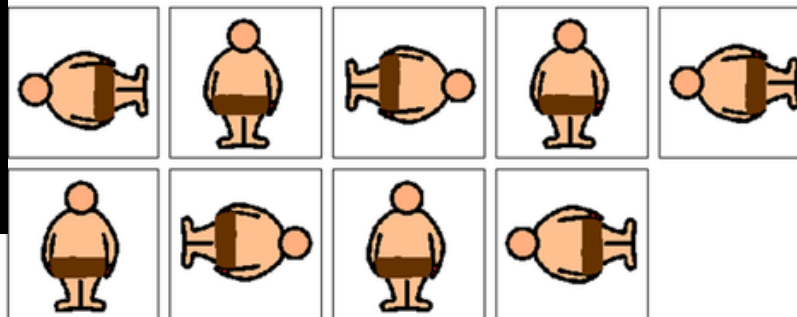
Christa Joy, Special Needs for Special Kids
 The Picture Communication Symbols ©1981–2018 by Tobii Dynavox. All Rights Reserved
 Worldwide. Used with permission. Boardmaker® is a trademark of Tobii Dynavox

This novel unit has **34 different activities**. These activities are NOT comprehension-based. So, even if your students do not pay attention, they can still complete the activity.

Place a picture of a giant below each helicopter.



Place a picture of a giant below each helicopter.



For example, students will match a giant to each helicopter. This is great for 1:1 correspondence practice.

Suggestions for Use

- I made this unit to go along with the book, *The BFG* by Roald Dahl.
- The thought is that you would be reading it aloud to your class at a rate of about 1-2 chapters per day.
- Be sure to give each student their own copy of the story board (pg. 7) to use while reading and discussing the story.
- Benefits of reading out loud, even to classes made up of severely affected students:
 - Teaches students to sit quietly even when there isn't something for them to do. This is such an important life skill. We all have to spend time sitting and listening to someone we are not that interested in at some point.
 - Parents will LOVE you. Not only will they be excited their child is being exposed to age appropriate material, but you are teaching them how to sit quietly, which will hopefully transfer to home as well.
 - Even with your lowest level learners, you will have 1 or 2 that will truly enjoy the story.
- It can be a calming experience to sit and listen to the teacher read in a methodical way. For students who need more structure, place the number of post-it notes in front of him/her that corresponds to the number of pages you intend to read. Remove a post-it as you finish each page. The visual will help lessen their anxiety.
- You will find activity for most chapters. You will still have plenty to choose from and find those that fit best with your students.
- Differentiation:
 - For any activity, you can quickly differentiate for your lower level learners by using a color coding technique.
 - If sorting, outline each sorting category a certain color and then outline the corresponding pictures the same color.
 - Becomes a matching task.
- There are comprehension questions to accompany this unit. There are 3-5 questions for every chapter with 3 picture answer choices. You will find these (in color and BW) in a separate file.

Suggestions on how I found this activity worked best in my classroom are provided. I typically had 6-8 students with one adult assistant in the room with me.


The BFG

Novel Unit for Special Education

By

Christa Joy

Special Needs for Special Kids



Christa Joy, Special Needs for Special Kids

The Picture Communication Symbols ©1981–2018 by Tobii Dynavox. All Rights Reserved
Worldwide. Used with permission. Boardmaker® is a trademark of Tobii Dynavox

This entire novel unit comes in 2 separate files. One is completely in color and one is completely in black and white.

This unit comes with a vocabulary board.

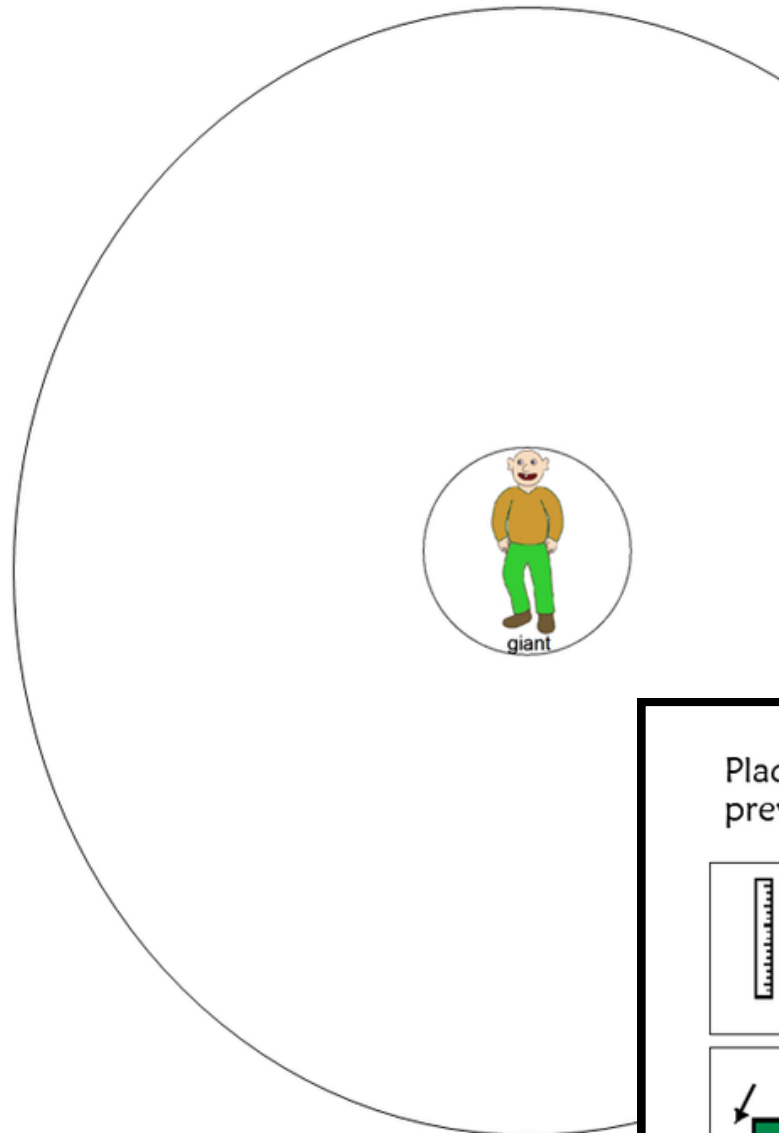
Vocabulary boards are great for ALL students to assist with participation and engagement in group discussions.

Tips on how to use in the unit!!

Storyboard : to use for reading and for class discussions. Laminate and make 1 copy for each student.



Sophie sees the giant from her window. Complete the circle map describing what she sees.



Errorless version

Place the pictures below in the circle map on the previous page.

tall	long coat	trumpet	suitcase	sharp nose
big ears	flashing eyes	jar	pale, wrinkled face	

Place the pictures below in the circle map on the previous page **ONLY IF** it relates to the giant Sophie sees.

tall	long coat	trumpet	short	sharp nose
tiny	flashing eyes	jar	pale, wrinkled face	top hat
suitcase	bicycle	big ears	ladder	flute

There are circle maps in this unit.


Circle maps are a great way for students to see the big idea.

Complete the circle map with things about a snozzcumber.




Place the pictures below in the circle map on the previous page.

Errorless version





Place the pictures below in the circle map on the previous page **ONLY IF** it describes a snozzcumber.



Each circle map comes with 2 choices:

An errorless option with only correct answers



An option that has wrong answers mixed in students will need to set aside.



There are sorting activities.

Directions on how to add differentiation are included.

Sort the following pictures into those things that move quickly and those that move slowly.

 <p>cheetah</p>	 <p>crawl</p>	 <p>sloth</p>	 <p>hike</p>	 <p>horse</p>
 <p>eagle</p>	 <p>bike race</p>	 <p>snail</p>	 <p>rocket</p>	 <p>turtle</p>
 <p>worm</p>	 <p>giant</p>	 <p>walk</p>	 <p>greyhound</p>	 <p>jet</p>

Matching Sounds

The BFG has amazing hearing. Match the sounds with the object or animal that makes them.

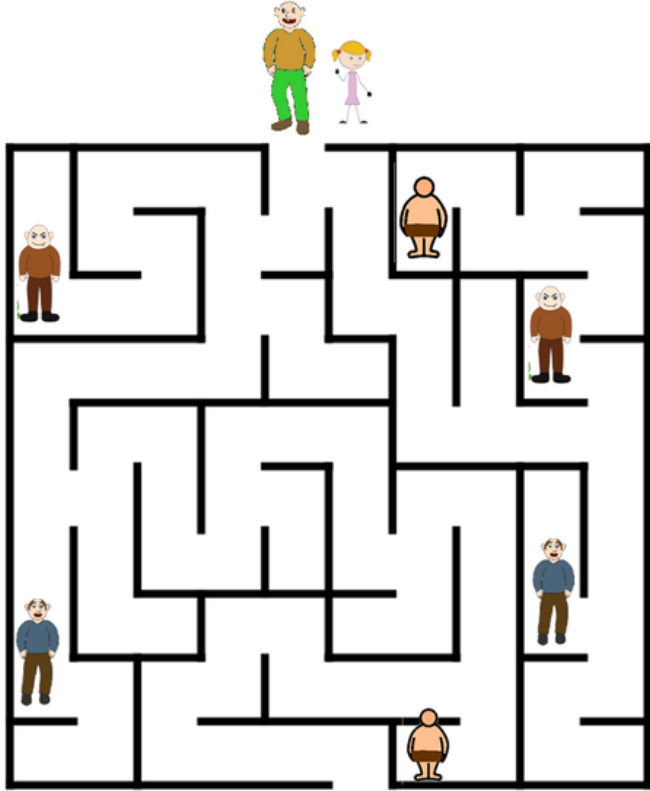
buzzy-hum	<input type="checkbox"/>	boom	<input type="checkbox"/>
neigh	<input type="checkbox"/>	whistle	<input type="checkbox"/>
boom	<input type="checkbox"/>	woof	<input type="checkbox"/>
splash	<input type="checkbox"/>	jingle	<input type="checkbox"/>

Match the object to the sound on the previous page.



*There are matching activities.
Directions on how to add
differentiation are included.*

Help the BFG and Sophie find their way to Dream Country. Beware of the other giants hiding on the way.

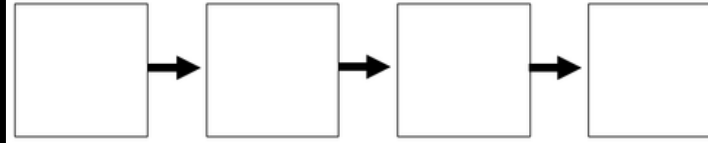


Dream country

CH 11

49

Sequence the dream from this chapter where the student saves his teacher after being pushed from the bridge.



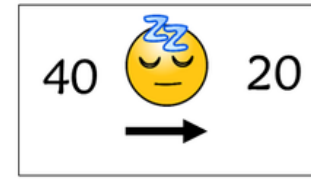
CH 14

Christa Joy, Special Needs for Special Kids
The Picture Communication Symbols ©1981-2018 by Tobii Dynavox. All Rights Reserved
Worldwide. Used with permission. Boardmaker® is a trademark of Tobii Dynavox

56

Level 1

The BFG tells Sophie that humans spend about half their life sleeping. Figure out how old each person "REALLY" would be if they slept half their life.



10	🧘	<input type="text"/>	50	🧘	<input type="text"/>
60	🧘	<input type="text"/>	20	🧘	<input type="text"/>
8	🧘	<input type="text"/>	80	🧘	<input type="text"/>

CH 13

Christa Joy, Special Needs for Special Kids
The Picture Communication Symbols ©1981-2018 by Tobii Dynavox. All Rights Reserved
Worldwide. Used with permission. Boardmaker® is a trademark of Tobii Dynavox

Because there are so many activities, you can choose the ones that fit your students the best.

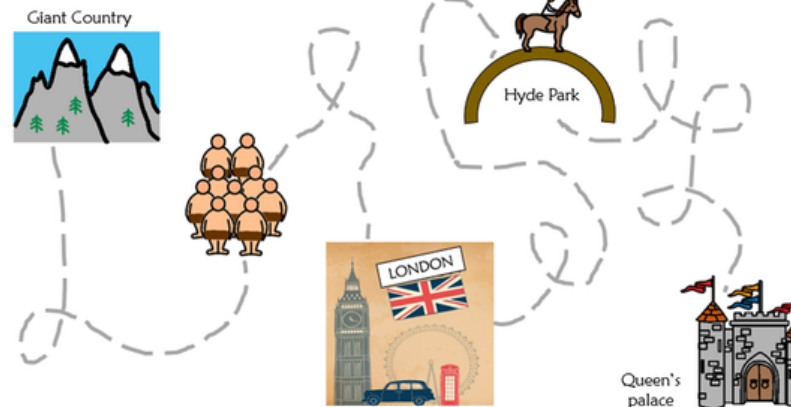
Roald Dahl has a colorful way of writing. Color the picture below, using the color words, according to his description.



CH 4

Christa Joy, Special Needs for Special Kids
The Picture Communication Symbols ©1981-2018 by Tobii Dynavox. All Rights Reserved
Worldwide. Used with permission. Boardmaker® is a trademark of Tobii Dynavox

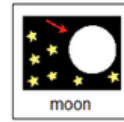
Trace the route to the Queen's palace.



CH 17

Christa Joy, Special Needs for Special Kids
The Picture Communication Symbols ©1981-2018 by Tobii Dynavox. All Rights Reserved
Worldwide. Used with permission. Boardmaker® is a trademark of Tobii Dynavox


1. What was keeping Sophie awake?



2. What hour does Sophie think it is?



3. What did Sophie see coming up the street?



1. What does Sophie tell the BFG happened to her parents?



2. Did Sophie like living in the orphanage?



3. What was the BFG doing that night Sophie saw him?



4. How can the BFG hear so well?



5. What does the BFG use to catch dreams?



This unit does come with comprehension questions.

There are 3-5 questions for every chapter. Each question has 3 picture choices. They are in color and black and white.

Answer key included!!