


Special Ed

# THANKFUL BY EILEEN SPINELLI (FOR SPECIAL ED)



Special Needs for Special Kids



*These worksheets are perfect for students who:*

- Has an intellectual disability*
- is an early or non-reader*
- lacks prerequisite skills*
- benefits from picture support*
- takes alternative assessments*

# Table of Contents

Worksheet pages	Title
4-6	Story Board
7-10	Circle map
11-13	Word map: thankful
14-20	Match what each person is thankful for
21-24	Sorting things vs people we are thankful for
25-28	Writing prompt
29-30	Terms of Use

In a separate file, there are directions and links to digital versions of these activities.

This unit has 30 pages plus 14 google slides. There are 5 activities to go with this book as well as a storyboard to use for group discussions.



This unit comes with a storyboard.

Storyboards are great for ALL students to assist with participation and engagement in group discussions.

Tips on how to use in the unit!!

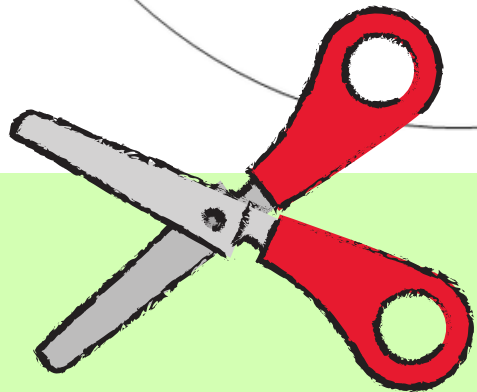
What are some things you are thankful for?



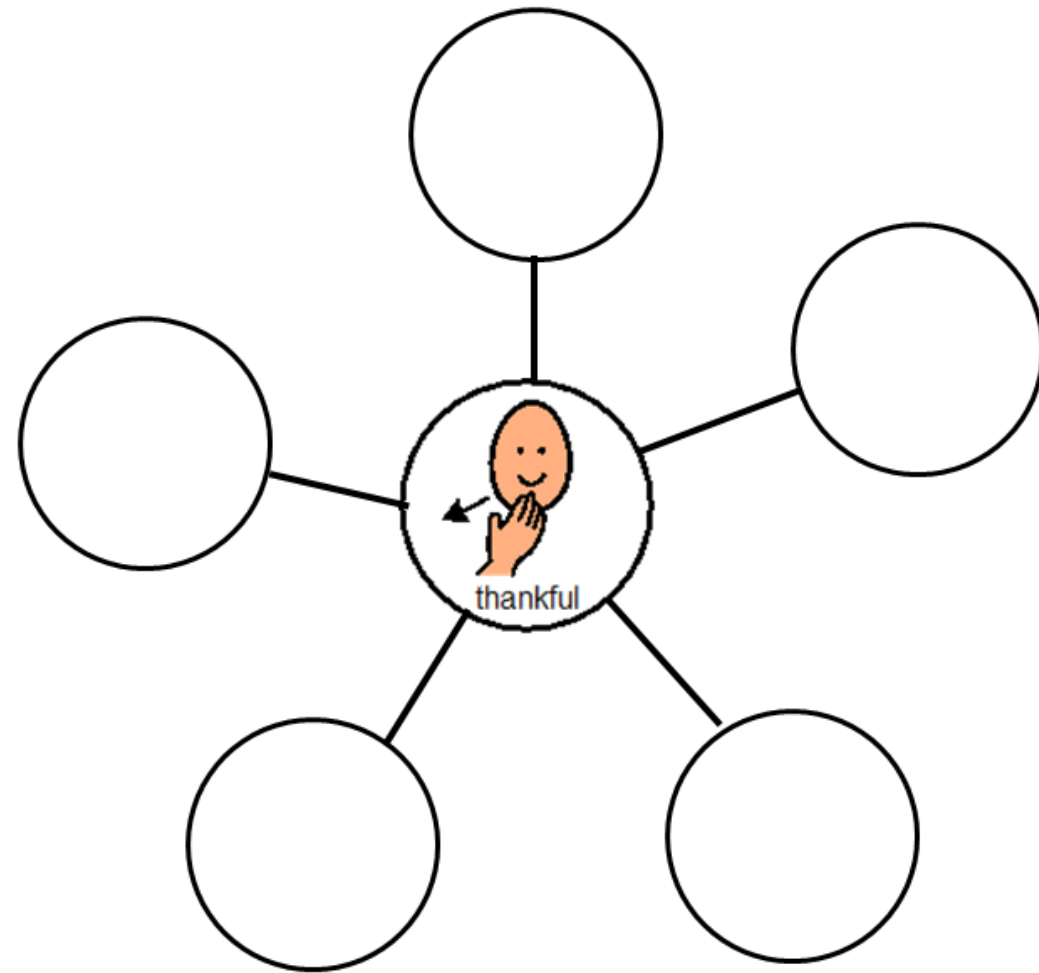
Place the things you are thankful for in the circle map.  
You can also use magazines or sales flyers for images.




There is a circle map where students can choose from some options to show things that they are thankful for. This is an errorless activity.











What are some other words for thankful?




There is a thinking map where students will learn other words for thankful.



What was each person thankful for in the story?

 waitress	<input type="text"/>	 gardener	<input type="text"/>
 fireman	<input type="text"/>	 poet	<input type="text"/>
 children	<input type="text"/>	 artist	<input type="text"/>
 crafter	<input type="text"/>		<input type="text"/>


What was each person thankful for in the story?







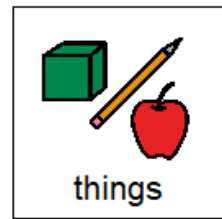
 dancer	<input type="text"/>	 chef	<input type="text"/>
 tailor	<input type="text"/>	 queen	<input type="text"/>
 beekeeper	<input type="text"/>	 mayor	<input type="text"/>
<input type="text"/>	<input type="text"/>	 bird watcher	<input type="text"/>

Match the each picture to the person who was thankful for it on the previous pages.


 vote	 beat	 colors	 new bird
 story time	 hotel	 sewing machine	 put fire out
 tea	 honey bee	 sprout	 word words that rhyme
 comfy shoes	 clean plates	 glitter	 sturdy boat

There is a matching activity where students match what the people from the book were thankful for.





There is a sorting activity where students sort people vs objects that people are thankful for.





# I am thankful for...

I am thankful for  days.



I am thankful for  who plays with me.

I am thankful for my  who is always there for me.



But, most of all, I am thankful for  who loves me.

I am .




Christa Joy, Special Needs for Special Kids The Picture Communication Symbols ©1981-2019 by Tobii Dynavox. All Rights Reserved Worldwide. Used with permission. Boardmaker® is a trademark of Tobii Dynavox

2



Christa Joy, Special Needs for Special Kids The Picture Communication Symbols ©1981-2019 by Tobii Dynavox. All Rights Reserved Worldwide. Used with permission. Boardmaker® is a trademark of Tobii Dynavox

There is a writing prompt for students to write a story about what they are thankful for.



Listen to  
Thankful read  
aloud

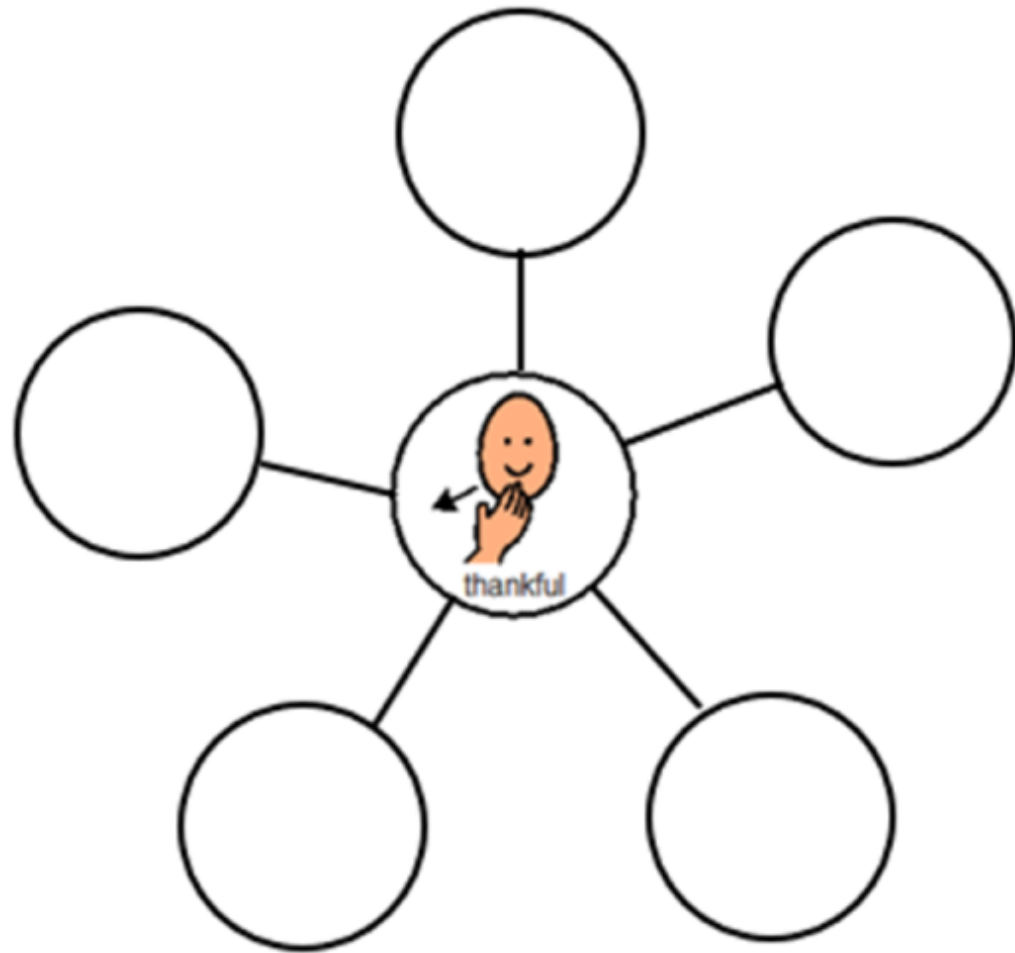


There is a video of the  
book read aloud. This is  
a video from YouTube.



Great for review

What are some other words for thankful?



















Place pictures in empty circles showing other words that also mean thankful.







Christa Joy, Special Needs for Special Kids  
The Picture Communication Symbols ©1981–2019 by Tobii Dynavox. All Rights Reserved  
Worldwide. Used with permission. Boardmaker® is a trademark of Tobii Dynavox

There are digital versions of the activities included. Students click and drag the answers.

Perfect for all learning levels.

 waitress		 gardener	
 fireman		 poet	
 children		 artist	
 crafter		 traveler	

Match the object to the person who is thankful for it.

 colors	 story time	 hotel
 put fire out	 sprout	 vacation
 comfy shoes	 glitter	 vacation

Christa Joy, Special Needs for Special Kids  
The Picture Communication Symbols ©1981–2019 by Tobii Dynavox. All Rights Reserved  
Worldwide. Used with permission. Boardmaker® is a trademark of Tobii Dynavox

There are 2 sets, one that includes differentiation shown here.