

**Special Ed**

# TEN WAYS TO HEAR SNOW

## LITERACY UNIT



Special Needs for Special Kids

**ALSO INCLUDES GOOGLE SLIDES**



These literacy units are something I created and started using in my classroom. I had students with significant challenges and most were **non-readers**. This is a great way to expose all students to some great books.

# Ten Ways to Hear Snow

## Literacy Unit for Special Education

By  
Christa Joy  
Special Needs for Special Kids



### Table of Contents

Worksheet pages	Title
4-5	Story Board
6-9	Circle map: ways to hear snow
10-12	Turn it into onomatopoeia
13-15	Sorting winter and summer sounds
16-18	Sorting loud and quiet sounds
19-21	Writing prompt: I heard the snow
22-23	Terms of Use

In a separate files you will find:

- Activities in black and white
- Link and directions for digital activities (including the book read aloud)

This unit has **29 pages plus 12 google slides**. There are 5 activities to go with this book to last a full week of instruction.

Includes 2 separate files. One in color and one in black and white.

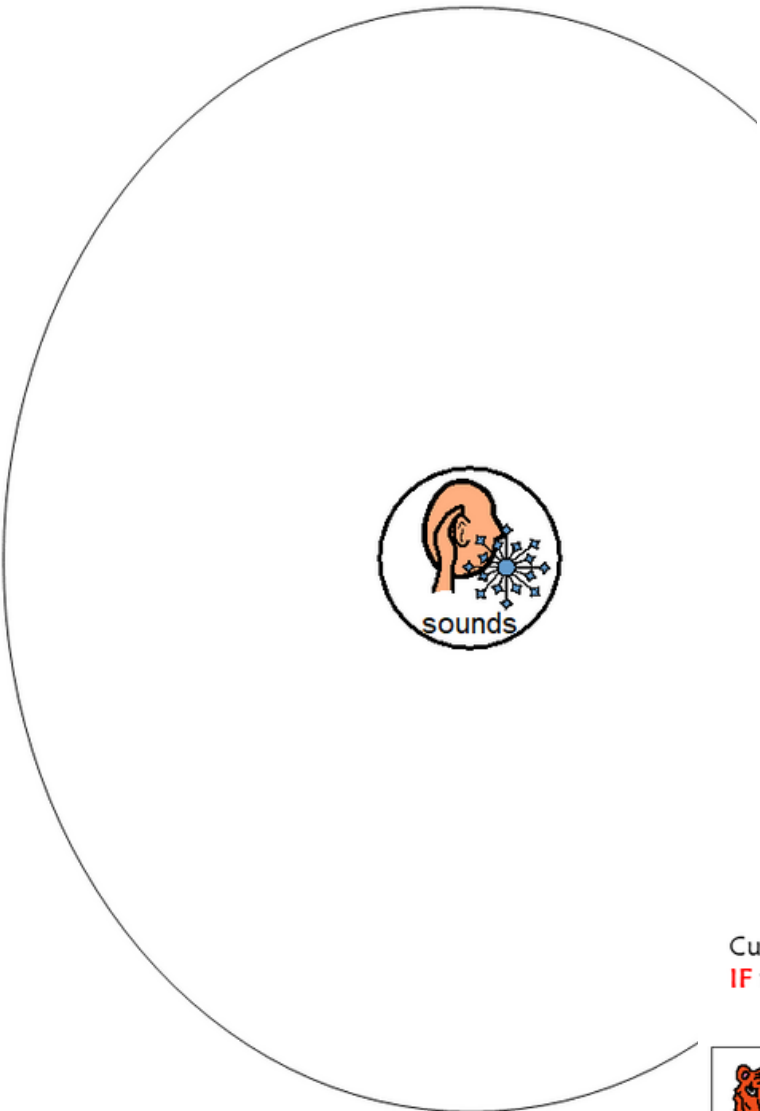


This unit comes with a storyboard.


Storyboards are great for ALL students to assist with participation and engagement in group discussions.

Tips on how to use in the unit!!

What are the ways Lina could hear the snow in the book?




Cut out pictures and glue in circle map on previous page showing ways you can hear snow.



Cut out pictures and glue in circle map on previous page **ONLY IF** they are ways to hear snow.



There is a circle map about sounds you hear in the snow. There is an option that only has correct answers and one that has wrong answers mixed in.











Find the onomatopoeia that best replaces each statement to give it more emphasis.


The bus drove by.	<input type="text"/>	She shoveled off the sidewalk.	<input type="text"/>
Lina walked in the snow with boots.	<input type="text"/>	The blue jay made the snow fall from the tree.	<input type="text"/>
He brushed the snow off the car.	<input type="text"/>	They skied on the snow.	<input type="text"/>
The kids built a snowman.	<input type="text"/>	The snowball hit her jacket.	<input type="text"/>




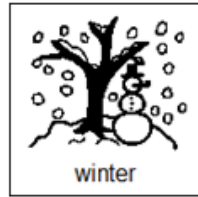
Students will turn ordinary sentences into one that contains onomatopoeia. There are suggestions for differentiation included.













Find the best onomatopoeia to replace each statement

 The bus chugged by.	 Swish-wish went the brush.	 The boots went snyak in the snow.	 They pat, pat, patted the snow in place.
 The skis went scritch scratch along the snow.	 Thwomp! Went the snowball.	 The shovel scraped along the sidewalk.	 The bird made the snow fall. Ploompf!




Sort the sound depending on when you would most likely hear them. *Try to choose the best column.*





 <p>splash</p>	 <p>snowplow</p>	 <p>ice cracking</p>	 <p>caroling</p>
 <p>Jingle Bells</p>	 <p>boots in the snow</p>	 <p>cricket</p>	 <p>speed boat</p>
 <p>bumble bee</p>	 <p>birds</p>	 <p>ski lift</p>	 <p>fireworks</p>

This is a sorting activity looking at sounds you hear in the winter or the summer. There are suggestions for differentiation included.



Sort the sound depending on if you think it is loud or quiet.



 hit with snowball	 snowplow	 fire truck	 snow falling
 Jingle Bells	 boots in the snow	 fireworks	 brushing off snow
 concert	 kids playing	 mittens dripping	 car horn

This is a sorting activity looking at sounds that are loud vs quiet. There are suggestions for differentiation included.





# I heard the snow

I walked outside. *Crunch, crunch, crunch* went my

*PLOP.* A

dropped snow down on me.

*Scrip-scrap* went the shovel as Mrs. Smith shoveled

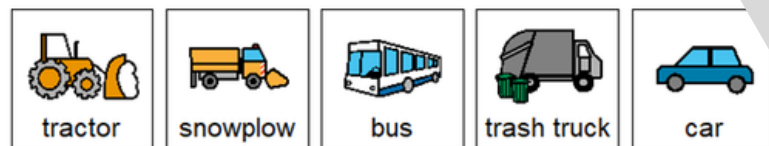
*Vroom!* The

went by on the snowy roads.

*Drip, drip, drip* went my


, As I warmed up by the fire.

Christa Joy, Special Needs for Special Kids The Picture Communication Symbols ©1981-2020 by Tobii Dynavox. All Rights Reserved Worldwide. Used with permission. Boardmaker® is a trademark of Tobii Dynavox



Christa Joy, Special Needs for Special Kids The Picture Communication Symbols ©1981-2020 by Tobii Dynavox. All Rights Reserved Worldwide. Used with permission. Boardmaker® is a trademark of Tobii Dynavox

Students will write a story about what they hear in the snow using onomatopoeia. This is an errorless activity that allows students to write their own story independently.




Listen to Ten  
Ways to Hear  
Snow read  
aloud



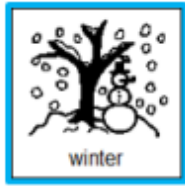
*There is a video of the  
book read aloud. This is  
a video from YouTube.*



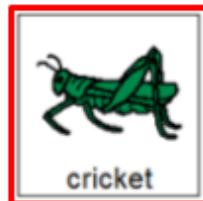
Place the pictures in circle map showing ways you can hear snow.




There are digital versions of the activities included. Students click and drag the answers.



Sort the sound depending on when you would most likely hear them. *Try to choose the best column.*



There are 2 sets, one that includes differentiation shown here.



I realize there will be some students out there unable to do cutting activities. I have a blog post with ways to complete activities without a pair of scissors!!

**[Click Here to read more!!](#)**