

# COUNTING TALLY MARKS



**INCLUDES GOOGLE SLIDES**



*These worksheets are perfect for students who:*

- Has an intellectual disability*
- is an early or non-reader*
- lacks prerequisite skills*
- benefits from picture support*
- takes alternative assessments*

# Table of Contents

Worksheet pages	Activity
4-5	Group activity 1
6-9	Group activity 2
7-20	Sequencing worksheets
21-28	Counting worksheets
29-30	Terms of use

In separate files, you will find:

- Lesson plan
- Voice recorded PowerPoints
- PowerPoint (this is the book in the lesson plan)
- Links and directions to digital versions of the activities
- Activities in black and white

*This unit contains over 40 pages of material and 34 google slides. There are lots of opportunities to read and understand that each set of marks represents a specific quantity.*

This unit helps students:

- Understand tally marks have a value
- Count sets of tally marks
- Sequence sets of tally marks

## Day 4

Activity	Notes	Materials
Read or listen to the movie version of <b>Counting Tally Marks</b> (10 minutes)	<ul style="list-style-type: none"><li>• Read through the story, asking lots of questions</li><li>• Continue to make connections between book and previous knowledge</li></ul>	<ul style="list-style-type: none"><li>• Book</li></ul>
Group Activity 2 (15 minutes)	<ul style="list-style-type: none"><li>• Students will work with tally marks flashcards</li><li>• See activity for lots of suggestions on how to use these cards in a group activity</li></ul>	<ul style="list-style-type: none"><li>• Flashcards</li><li>• Manipulatives</li></ul>
Sequencing review (5 mint)	<ul style="list-style-type: none"><li>• Review the sequencing activity done yesterday</li></ul>	<ul style="list-style-type: none"><li>• Worksheets done yesterday</li></ul>
Counting (10 minutes)	<ul style="list-style-type: none"><li>• There are 6 worksheets in this set to do over the next 2 days</li><li>• Students will match a set of tally marks to a set of pictures that have the same quantity</li><li>• <b>NOTE: You can use one of these worksheets as the quiz/assessment at the end of this unit</b></li></ul>	<ul style="list-style-type: none"><li>• Worksheets</li><li>• Scissors</li><li>• Glue</li></ul>
Sharing (10 minutes)	<ul style="list-style-type: none"><li>• Each student shares their finished worksheet with the group using the communication method of their choice</li></ul>	<ul style="list-style-type: none"><li>• Completed worksheets</li><li>• Communication devices</li></ul>

5 days

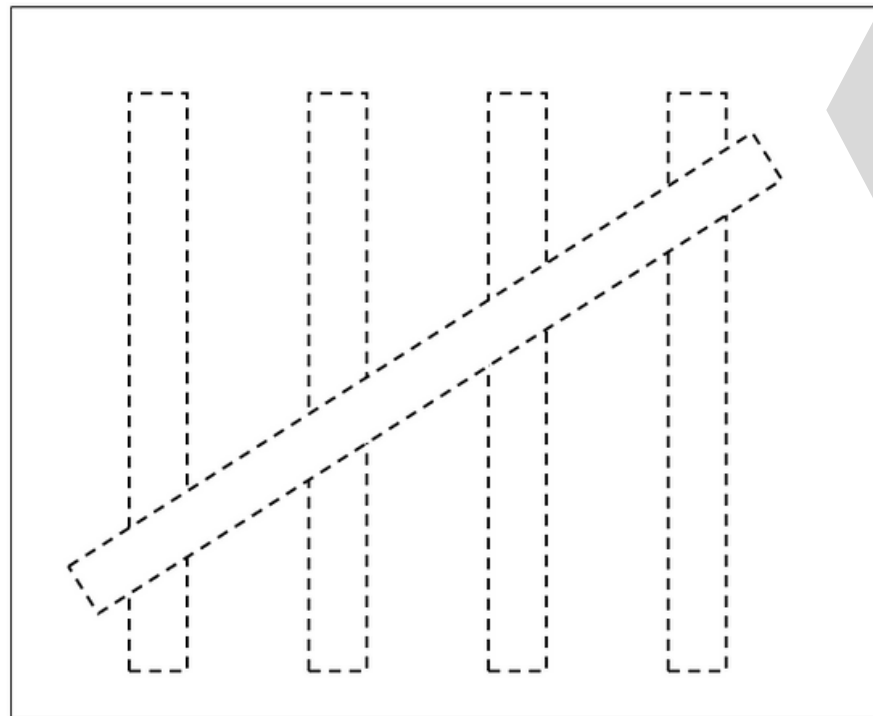
The lesson plans contain:

- Overall tips for teaching students with significant needs
- A quick look at what you will do each day
- Detailed instructions on how that day's lesson should run

## Group Activity 1: Make a set of tally marks

- This gives students a chance to create a set of tally mark using physical objects.
- This will help reinforce the quantity a set of 5 tally marks represents.
- Print template onto cardstock.
- Glue down the objects in the dashed marks.
- Suggestion to use: (may need to be trimmed down to size)
  - Pipe cleaners
  - Pieces of yarn
  - Craft sticks
  - Straws
  - Sticks
  - Chopsticks

Make you own set of tally marks.



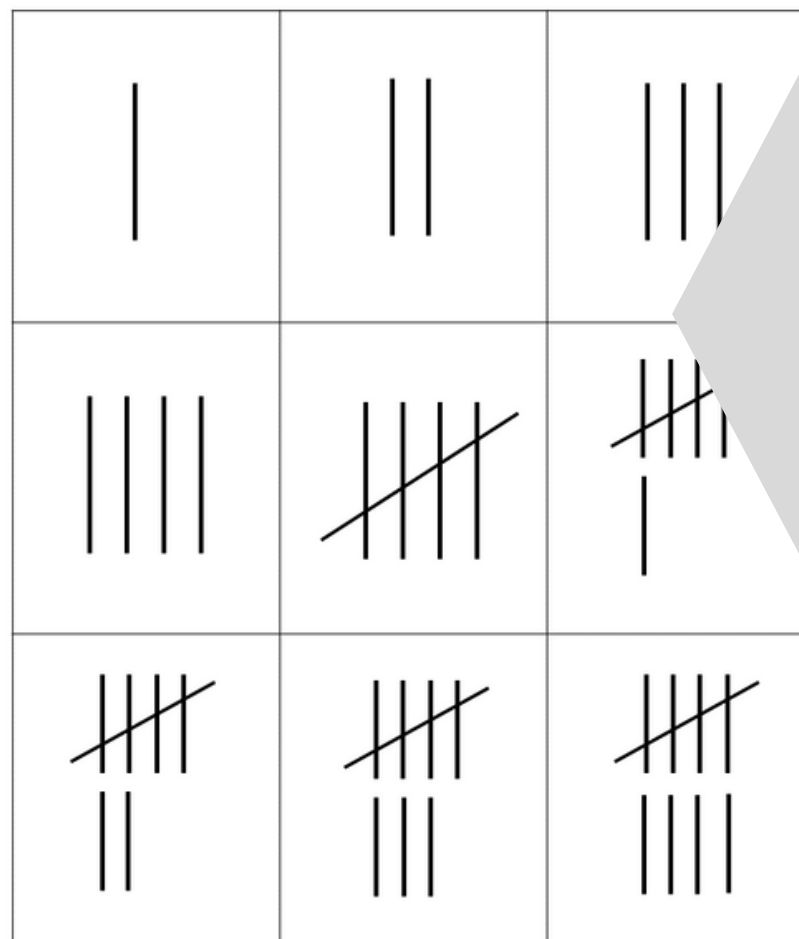
## Group activity 1

Students will create a set of tally marks.

Helps reinforce that a set of tally marks has a specific value.

## Group Activity 2: Counting with tally marks


- Here are 20 flashcards with the quantities of 1-20 using tally mark.
- There are several ways to use these:
  - Count out a group of objects and have students match the correct flashcard to the quantity
  - Have students draw a card and create a group of objects with the same quantity
  - Sequence a set of 5 cards from greatest to least
  - Place the flash cards on a large number line
  - Make 4 sets and play Go Fish
  - Make 2 sets and play concentration
  - Place a set around the room and go on a scavenger hunt



## Group activity 2

Lots of ways to use these flash cards in quantities 1-20.

One way to count things is to use tally marks.

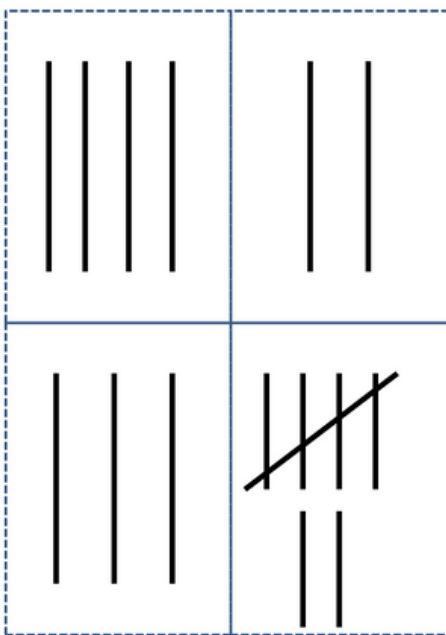


There are 4 puppies.

Christa Joy, Special Needs for Special Kids



velcro



Christa Joy, Special Needs for Special Kids

## Interactive

There is a 14-page book with simple text and engaging photos. There are cards to pass out to students to match to each page.



Put the tally marks in order from least to greatest

# Sequential

**10 sequencing worksheets**

Five empty square boxes for sequencing.




Christa Joy, Special Needs for Special Kids  
The Picture Communication Symbols ©1981–2019 by Tobii Dynavox. All Rights Reserved  
Worldwide. Used with permission. Boardmaker® is a trademark of Tobii Dynavox

# Not sequential


Put the tally marks in order from least to greatest

Five empty square boxes for sequencing.

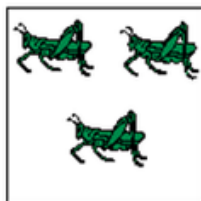
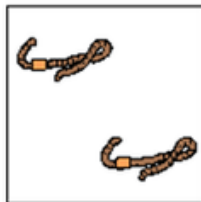


Christa Joy, Special Needs for Special Kids  
The Picture Communication Symbols ©1981–2019 by Tobii Dynavox. All Rights Reserved  
Worldwide. Used with permission. Boardmaker® is a trademark of Tobii Dynavox

Either draw or find the correct number of tally marks.

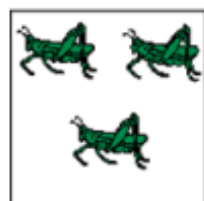
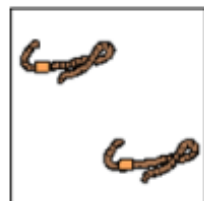



Use if matching tally marks rather than drawing them.

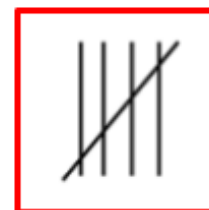




- 6 counting worksheets
- option to draw in tally marks or cut and paste the correct set

## Great for review



Match the correct number of tally marks to the number of objects in the picture.



Christa Joy, Special Needs for Special Kids  
The Picture Communication Symbols ©1981–2020 by Tobii Dynavox. All Rights Reserved  
Worldwide. Used with permission. Boardmaker® is a trademark of Tobii Dynavox

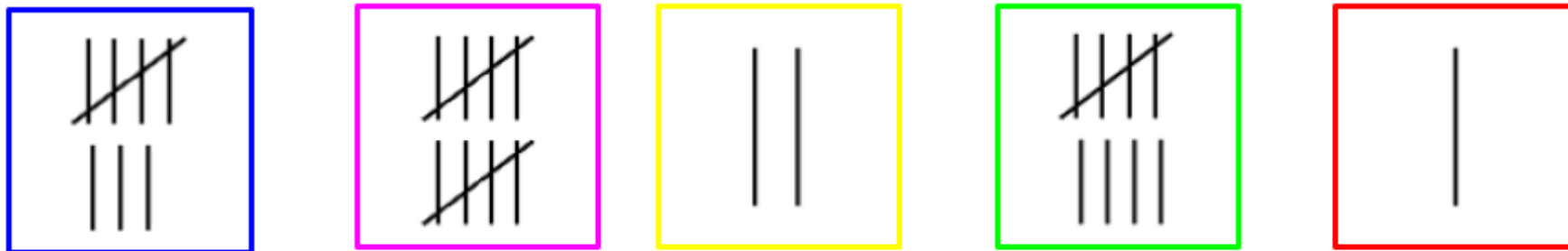
There are also digital versions of the printable activities included in this unit. This includes a differentiated set.

**Perfect for all learning levels.**



*Includes a differentiated set using color.*

Put the tally marks in order from least to greatest



Christa Joy, Special Needs for Special Kids  
The Picture Communication Symbols ©1981–2020 by Tobii Dynavox. All Rights Reserved  
Worldwide. Used with permission. Boardmaker® is a trademark of Tobii Dynavox