


TALKING WITH MY FRIENDS

I can listen to what they
are talking about to see
if I have something to
add.



pg8

Next, I can smile so they
know I am interested in
what they are talking
about.



pg9



SOCIAL STORY + ACTIVITIES



This unit was created with this guy in mind. He has autism and an intellectual disability. He is a non-reader and struggles to sit still for long. With some support he is able to do this unit, and enjoys the challenge. He is my tester!!

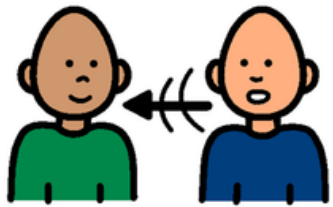
Talking with my friends

Social Story & Activities

By

Christa Joy

Special Needs for Special Kids



Christa Joy, Special Needs for Special Kids

Table of Contents

| <i>Worksheet pages</i> | <i>Title</i> |
|------------------------|----------------------------------|
| 4-6 | Sequencing activity |
| 7-9 | Sorting activity |
| 10-13 | Circle map: Talking on the phone |
| 14-17 | Power cards |
| 18-19 | Terms of Use |

In a separate file you will find:


- PowerPoint version of social story (**editable**)
- Activities in black and white

You can also download this social story as a google slide presentation. You will be prompted to make a copy. This is **editable** in case you need to adjust to the needs of your students. [CLICK HERE](#)

Christa Joy, Special Needs for Special Kids

This unit has a story and activities. The activities come in 2 separate files, one in color and one in black and white.


Often, I want to come up and say hello to my friends.



Often, my friends are already talking to some other people.



I can listen to what they are talking about to see if I have something to add.


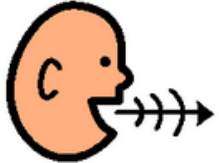


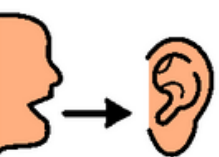



Next, I can smile so they know I am interested in what they are talking about.



There is a 15 page social story that has simple text and stick-figure images. This story is in a PowerPoint and Google Slide format so you **can edit** the text if needed to fit your own situation.


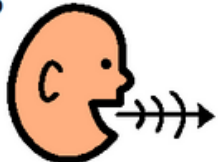


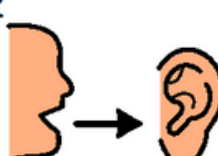

It can be hard to enter a conversation that is already going on. Look at the steps below and put them in the best order you think for joining a conversation. (use a separate piece of paper to put them in order)

| | | |
|---|--|---|
|  smile |  add a comment |  move to the edge of the group |
|  say excuse me |  listen to what they are talking about |  wait for a break in the conversation |

Christa Joy, Special Needs for Special Kids
The Picture Communication Symbols ©1981-2018 by Tobii Dynavox. All Rights Reserved Worldwide.
Used with permission. Boardmaker® is a trademark of Tobii Dynavox

It can be hard to enter a conversation that is already going on. Look at the steps below and put them in the best order you think for joining a conversation. (use a separate piece of paper to put them in order)

Use the numbers to help you put them in the correct order.

| | | |
|--|---|--|
| 3  smile | 6  add a comment | 1  move to the edge of the group |
| 5  say excuse me | 2  listen to what they are talking about | 4  wait for a break in the conversation |

Christa Joy, Special Needs for Special Kids
The Picture Communication Symbols ©1981-2018 by Tobii Dynavox. All Rights Reserved Worldwide.
Used with permission. Boardmaker® is a trademark of Tobii Dynavox

There is a sequencing activity on the best steps to take when you want to join a conversation.

A differentiated version is included as well as suggestions for use.


differentiated version

What are some things to remember when talking on the phone?




Place the pictures in the circle map on previous page showing good ways to act while talking on the phone.

Errorless version



Place the pictures in the circle map on previous page **ONLY IF** they are good ways to act when talking on the phone.




ChristaJoy,
The Picture Communication Symbol
Worldwide. Used with permission

There is a circle map on how to have a conversation on the phone.

Circle maps are a great way for students to see the concept at a glance. There are 2 versions:

- One is errorless
- One has wrong answers mixed in students will have to set aside

Where are some good and not so good places to have a conversation with someone?



on a walk

fair

concert

bedroom

porch

roller coaster

park

in a theater

yard

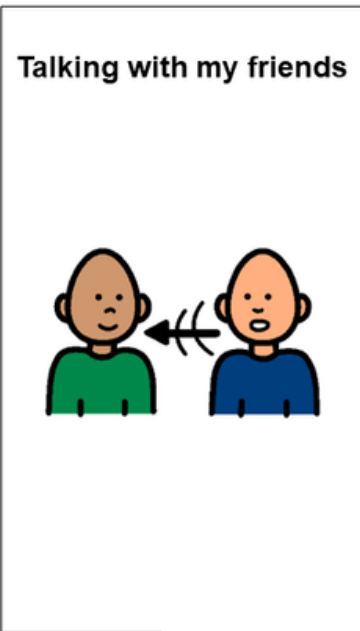
playground

in a crowd

deck

There is a sorting activity looking at good and bad places to try and have a conversation.


Front of card



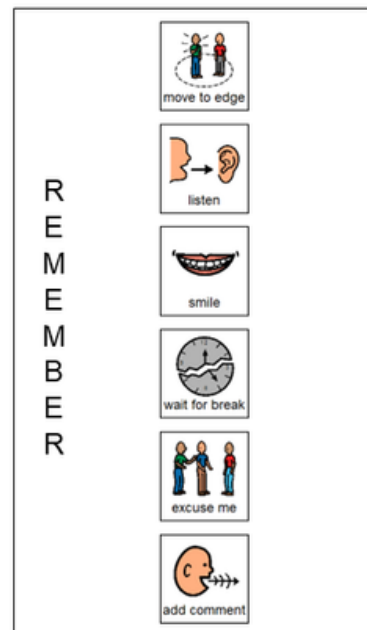
Back of card

- Remember**
1. Move to edge of group
 2. Listen
 3. Smile
 4. Wait for a break
 5. Excuse me
 6. Add a comment

Front of card



Back of card



There is a power card that comes in 2 versions and 2 sizes that review how to join a conversation. These are great for students to carry around and personalize.

The activities that accompany this social story provide:

1. A structured way for you to review this skill.

2. A way to informally assess if students are comprehending the material.

3. Engages the student by providing different ways to review the same material.