

Waiting to talk in class

Special Ed



SOCIAL STORY + ACTIVITIES



These social stories are something I created and started using in my classroom. The story paired with the activities gave students a structured way to practice a new or uncomfortable skill.

Waiting to Talk in Class

Social Stories & Power cards

By
Christa Joy
Special Needs for Special Kids



Table of Contents

Worksheet pages	Title
4-9	Student booklet
10-13	Patience circle map
14-16	Power cards
17-18	Terms of Use

In a separate file you will find:

- PowerPoint version of social story (editable)
- Activities in black and white

You can also download this social story as a google slide presentation. You will be prompted to make a copy. This is editable in case you need to adjust to the needs of your students.

[CLICK HERE](#)

This unit has a story and activities. The activities come in 2 separate files, one in color and one in black and white.

Many times it is important for one student to talk at a time. In a classroom, people need to take turns talking.



©ChristaJoy, SNSK

Sometimes the teacher will call on someone else to talk. I may have to wait for my turn to talk.



©ChristaJoy, SNSK

There is a 10 page social story that has simple text and engaging photos. This story is in a PowerPoint and Google Slide format so you **can edit** the text if needed to fit your own situation.

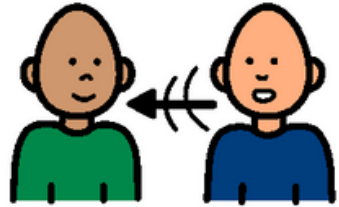
There are a lot of kids in my class.



Page 1

©ChristaJoy, SNSK

Most of the kids have something they want to say.



Page 2

©ChristaJoy, SNSK

So, it is important to wait my turn to talk in class.



Page 5

©ChristaJoy, SNSK

I will raise my hand when I have something to say.



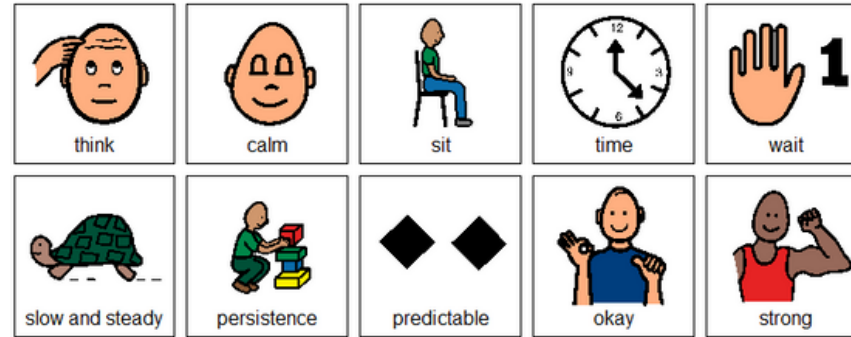
Page 6

©ChristaJoy, SNSK


There is also an 11 page booklet in color and black and white that students can keep with them and take home to review as needed.

Errorless version

Place the pictures in the circle map on previous page showing what it means to have patience.



Place the pictures in the circle map on previous page **ONLY IF** you think it deals with having patience.



Christa Joy, Special Needs!
The Picture Communication Symbols ©1981-2015
Worldwide. Used with permission. Boardmaker

There is a circle map of what it means to have patience. There is an option that only has correct answers and one that has wrong answers mixed in.

Front of card

Talking in Class



Back of card

Remember

1. Raise my hand
2. Wait
3. Be Quiet
4. Say what I want to say
5. Listen to other students

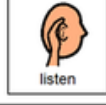
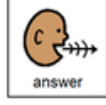
Front of card

Talking in Class



Back of card

R
e
m
e
m
b
e
r



There is a power card that comes in 2 versions that reviews what to do when you are waiting your turn to talk in class. These are great for students to carry around and personalize.



The activities that accompany this social story provide:

1. A structured way for you to review this skill.

2. A way to informally assess if students are comprehending the material.

3. Engages the student by providing different ways to review the same material.