

Sunset of the Sabertooth Magic Tree House #7

11 activities

15 questions



Special Needs for Special Kids



These novel units are something I created and started using in my classroom. I had students with significant challenges and most were **non-readers** (like my little guy). They were the best thing I ever did, and my students LOVED them.

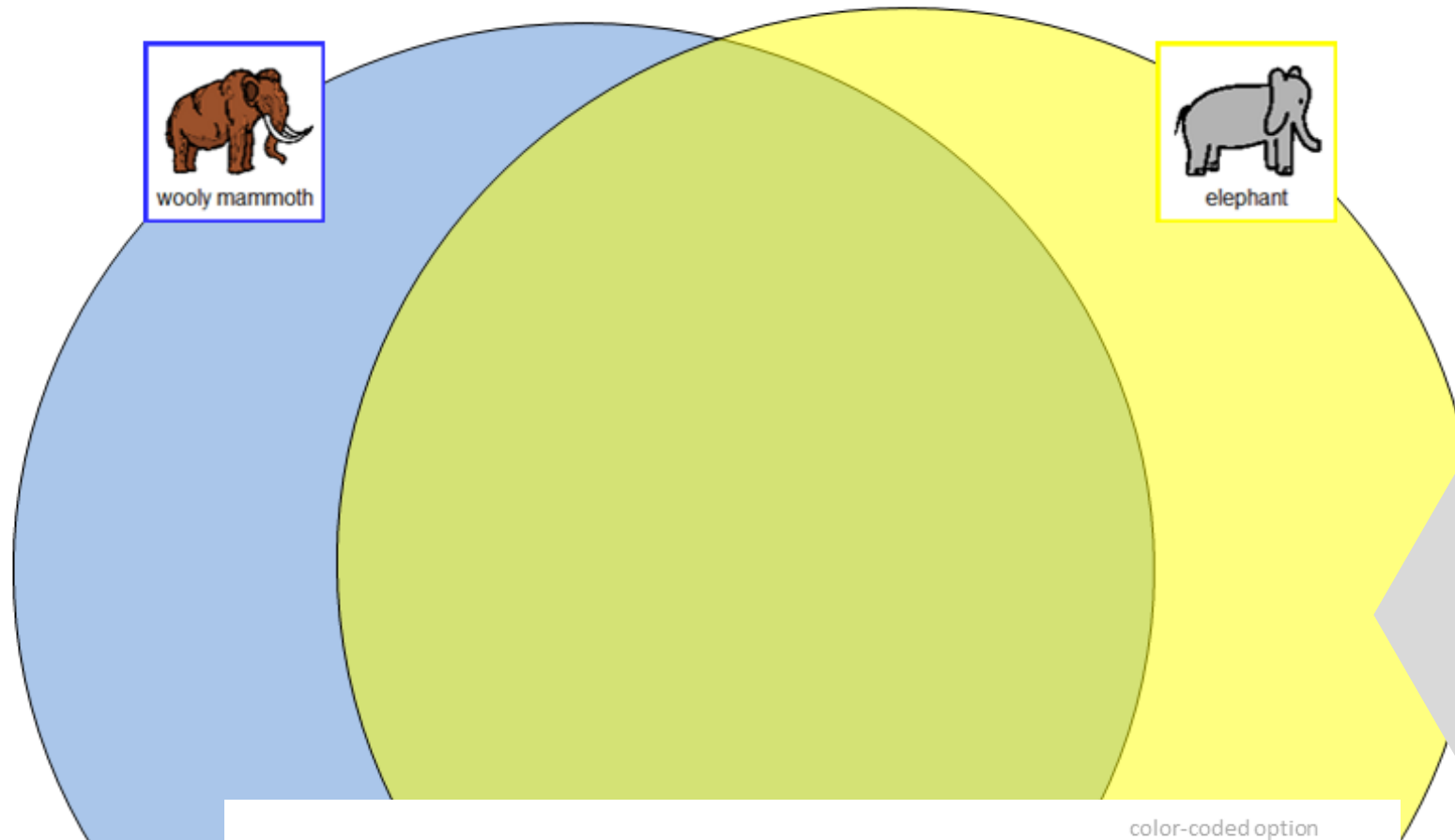
Table of Contents

Worksheet pages	Title	Chapter
4-5	Suggestions for use	
6	Story board	
7	Title and Author	
8-10	Things that start with letter M	1
11-12	Sort bones vs sticks	2
13-15	Things to wear to stay warm	3
16-17	Borrowing vs stealing	
18-19	Tracks in the snow	5
20	Ways to get out of a hole	6
21-22	Woolly Mammoth vs Elephants	7
23-25	Animals from the Ice Age	8
26-27	Instruments you blow	9
28-29	Things for dinner	10
30-31	My trip in the magic treehouse	10
32	Other Novel Units available	
33-34	Terms of Use	




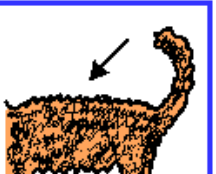






This novel unit has **11 different activities**.

There is an activity for each chapter that is NOT comprehension based. So, even if your students do not pay attention, they can still complete the activity.

Jack and Annie meet a woolly mammoth. How are an elephant and a woolly mammoth alike and different?



color-coded option

 huge	 eat plants	 live in Africa	 fur	 large ears
 small tails	 lived in ice age	 tusks	 trunks	 extinct

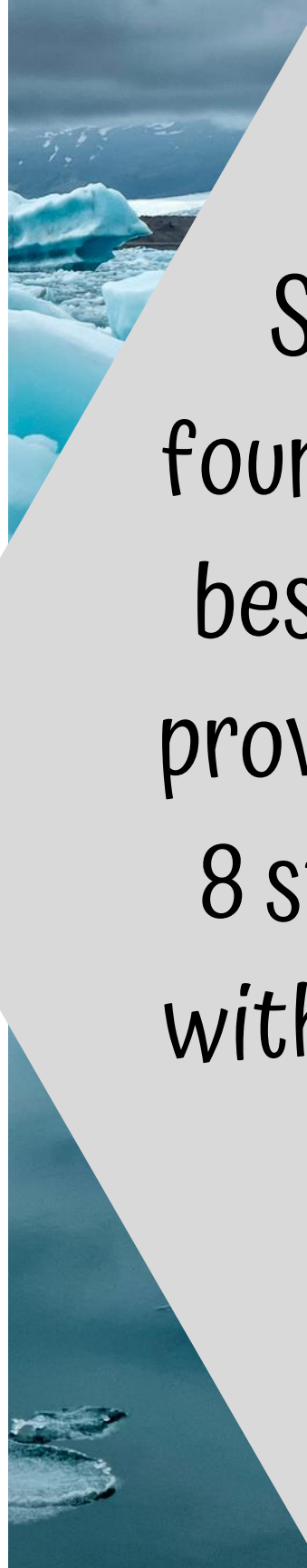
For example, Jack and Annie end up in the time of the ice age in this book.

So, I created a Venn diagram to compare elephants and woolly mammoth.



Suggestions for Use

- I made this unit to go along with the book, *Sunset of the Sabertooth* by Mary Pope Osborne.
- The thought is that you would be reading it aloud to your class at a rate of about 1 chapter per day.
- Be sure to give each student their own copy of the story board (pg. 6) to use while reading and discussing the story.
- Benefits of reading out loud, even to classes made up of severely affected students:
 - Teaches students to sit quietly even when there isn't something for them to do. This is such an important life skill. We all have to spend time sitting and listening to someone we are not that interested in at some point.
 - Parents will LOVE you. Not only will they be excited their child is being exposed to age appropriate material, but you are teaching them how to sit quietly, which will hopefully transfer to home as well.
 - Even with your lowest level learners, you will have 1 or 2 that will truly enjoy the story.
 - It can be a calming experience to sit and listen to the teacher read in a methodical way.




Suggestions on how I found this activity worked best in my classroom are provided. I typically had 6-8 students in grades K-5 with one adult assistant in the room with me.

Color version


Sunset of the Sabertooth Magic Tree House #7 for Special Education

By
Christa Joy
Special Needs for Special Kids



Sunset of the Sabertooth Magic Tree House #7 for Special Education

By
Christa Joy
Special Needs for Special Kids



*This entire novel unit
comes in 2 separate files.
One is completely in color
and one is completely in
black and white.*

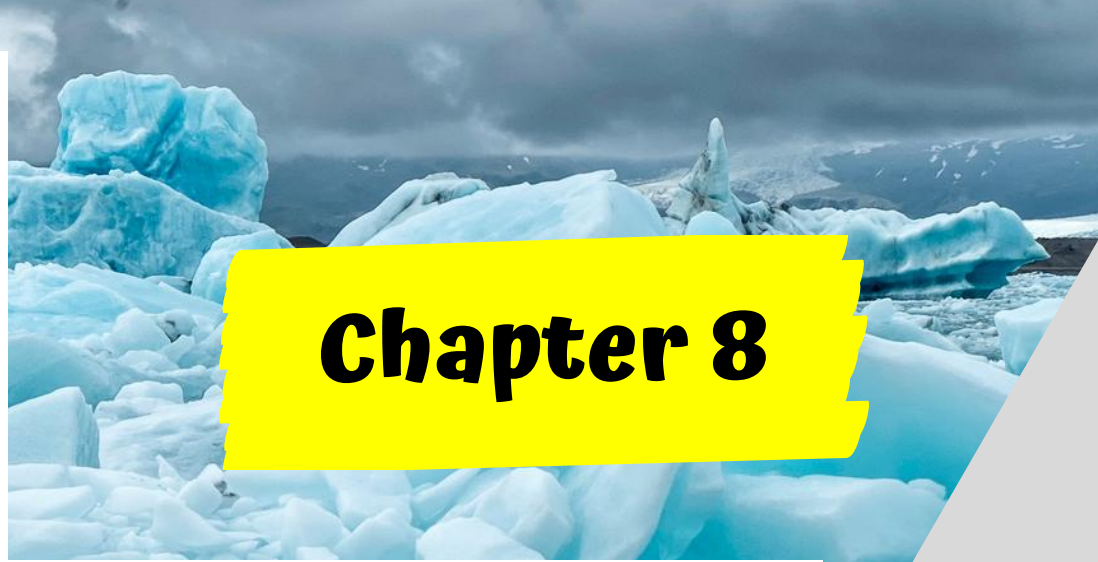
This unit comes with a vocabulary board.

Vocabulary boards are great for ALL students to assist with participation and engagement in group discussions.

Tips on how to use in the unit!!





What were some animals that lived during the ice age?



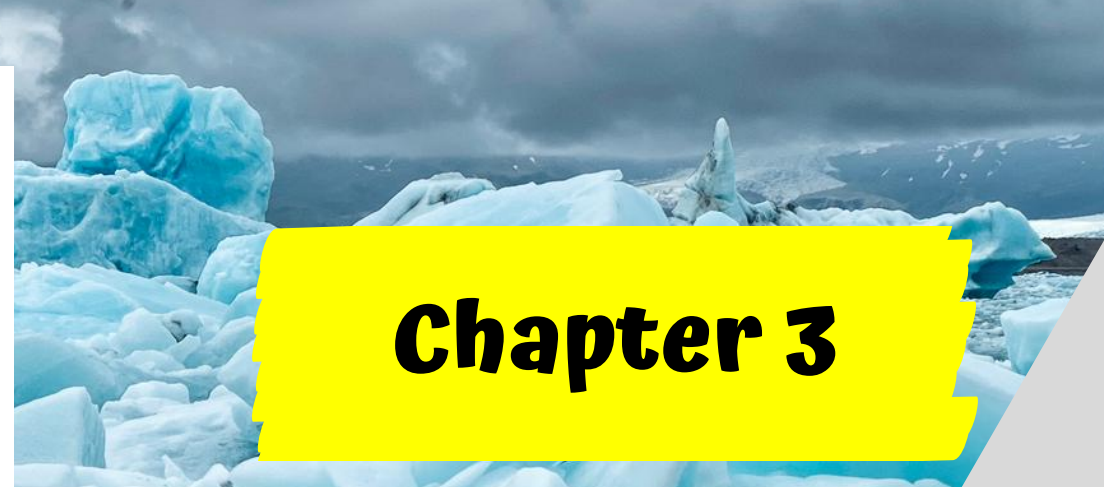
Chapter 8

There are circle maps in this unit.

Circle maps are a great way for students to see the big idea.



Jack and Annie are looking for ways to stay warm. What are some things that you could wear to help you stay warm in the winter?





Chapter 3

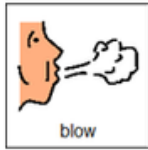
Each circle map comes with 2 choices:

An errorless option with only correct answers

An option that has wrong answers mixed in




Jack plays the flute to get rid of the Sabertooth Tiger. What are some instruments you play by blowing into vs other ways to play them?



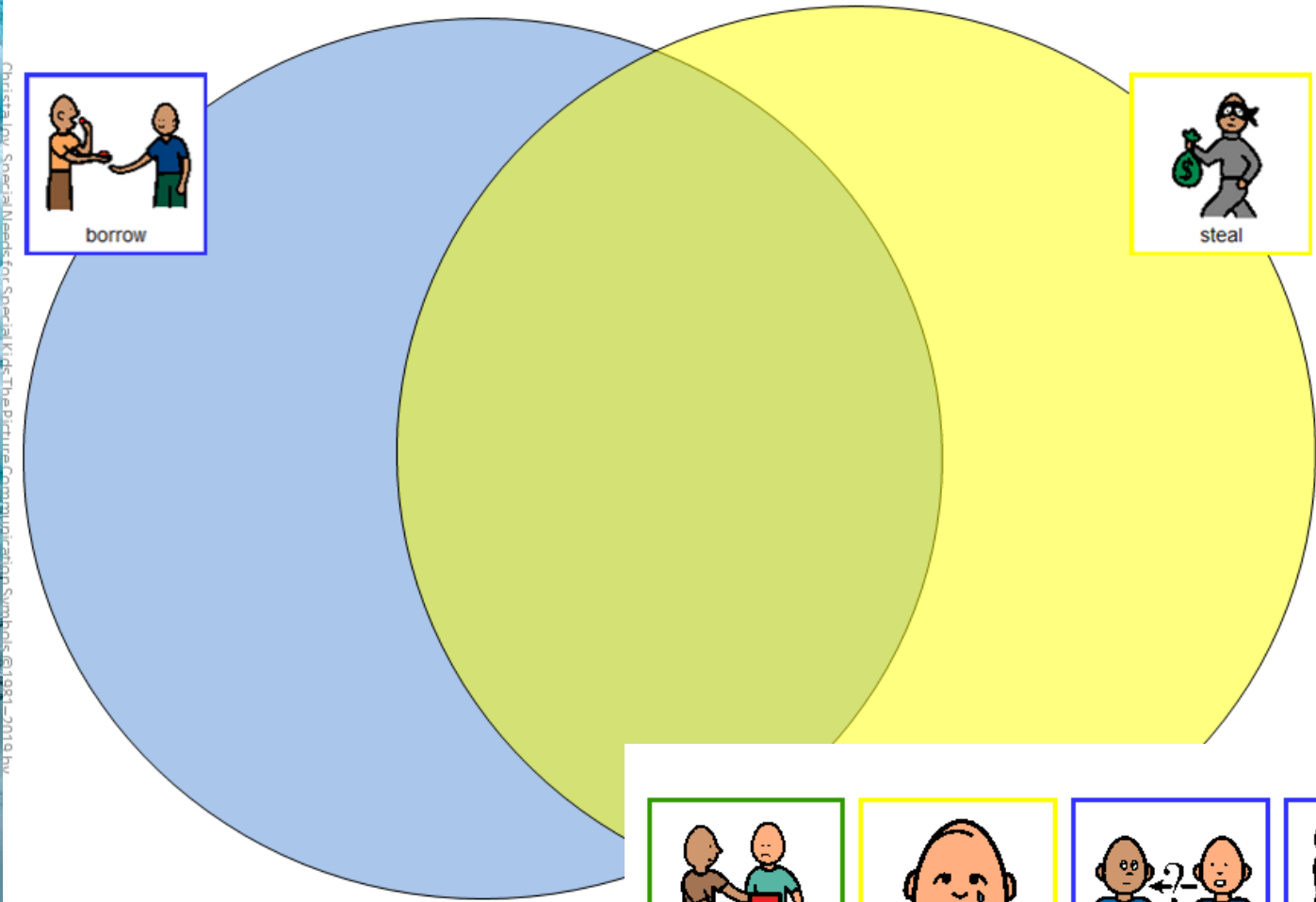
Chapter 9

There are sorting activities.

Directions on how to add color coding for differentiation is included.



Jack and Annie borrow the heavy coats they find in the cave. They leave behind their towels and goggles. They also return the coats at the end of the story. What is the difference between borrowing something and stealing?



 <p>take</p>	 <p>make people sad</p>	 <p>ask first</p>	 <p>give it back</p>	 <p>short</p>
	 <p>okay</p>	 <p>careful</p>	 <p>keep</p>	 <p>not mine</p>

Many of the activities are differentiated for you. That way more students can participate independently along with their peers.

color coding added

My trip in the magic treehouse


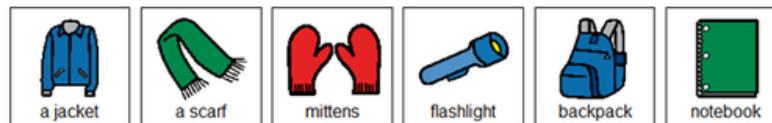


I looked in a book about and make a wish.

When I opened my eyes I saw .

I went down the ladder to check out the .

I took a with me.


When it was time to go back home, I felt .



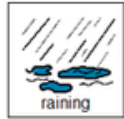
All of the Magic Treehouse units end with a writing prompt. These are errorless activities. Students will write a story about their trip in the treehouse. Different pictures are used for each novel.



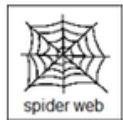
1. What are Jack and Annie wearing on this adventure?



2. What was the weather like when they got to the new place?



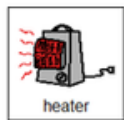
3. What did they find on the floor in the cave?



4. What was snoring inside the cave?



5. What did Jack and Annie borrow to keep themselves warm?



Finally this unit does come with 15 comprehension questions.

Chapter references for each question

Question	Chapter
1	1
2	2
3	2
4	3
5	4
6	4
7	4
8	5
9	6
10	7
11	7
12	8
13	9
14	9
15	10

There is a guide that references which chapter each question came from.

Answer key included!!



I realize there will be some students out there unable to do cutting activities. I have a blog post with ways to complete activities without a pair of scissors!!

[Click Here to read more!!](#)