

STUART LITTLE



29 activities

**chapter
questions**



Special Needs for Special Kids



These novel units are something I created and started using in my classroom. I had students with significant challenges and most were **non-readers**. They were the best thing I ever did, and my students LOVED them.

Table of Contents

Worksheet pages	Activity	Chapter
5	Suggestions for use	
6	Story board	
7	Title and Author	
8-13	Mama-Baby matching	1
14-17	STEM: retrieving the ring	1
18-19	Rhyming words	2
20-22	Stuart's Morning Routine	3
23-24	Your Morning Routine	3
25-28	Where is Stuart?	4
29-30	George wants to help	5
31-32	Small vs Large Sorting	6
33-34	Parts of a sailboat	6
35-38	Being a Good Sport social story	7
39-41	Good/Bad Sport sorting activities	7
42-43	Stuart/Margalo Venn diagram	8
44-45	Protection Associations	8
46-47	Rescuing Stuart	9

ChristaJoy, Special Needs for Special Kids

Table of Contents

Worksheet pages	Activity	Chapter
48-49	Peer Pressure	10
50-51	Why do Bird Migrate?	10
52-54	What did Stuart pack?	11
55-57	I Miss You Social Story	11
58-59	I Miss You Letter	11
60-63	Pushing Buttons	11
64-65	Button sorting	11
66-68	Having a Substitute Power Cards	12
69-70	Law vs Advice sorting	12
71-73	Ames' Crossing Circle map	13
74-76	Ways people show affection	13
77-78	Dealing with Change activity	14
79	Where is Stuart Going?	15
80-82	Main Characters circle map	extra
83-85	Other novel units available	
86-87	Terms of Use	

ChristaJoy, Special Needs for Special Kids

4

This novel unit has **29 different activities**. These activities are NOT comprehension-based. So, even if your students do not pay attention, they can still complete the activity.

Why Birds Migrate



The term migrate means to **move** from living in one area to living in a new area. Many animals migrate, but most commonly we think of birds.

Birds migrate when food and resources become hard to find, usually due to changes in the weather. Birds in the North will migrate to the South in the winter and migrate back North in the spring.

As the cold weather approaches in the North, there are less insects and berries for birds to find for food. The winter in the South, however, is less cold, so there is more food for them to find.

As the winter ends, the birds will migrate back to the North to find all the insects and berries that are easy to find in the warmer weather.



Why Birds Migrate

1. What does migrate mean?



2. Birds in the North migrate South in the



3. Birds migrate to find more:



4. Birds in the South migrate where in the spring?



5. Where did Margalo migrate to?



For example, students will read a passage about why students migrate and then answer some short questions about what they read.

Suggestions for Use

- I made this unit to go along with the book, *Stuart Little* by E.B. White.
- The thought is that you would be reading it aloud to your class at a rate of about 1 chapter per day.
- Be sure to give each student their own copy of the story board (pg. 6) to use while reading and discussing the story.
- Benefits of reading out loud, even to classes made up of severely affected students:
 - Teaches students to sit quietly even when there isn't something for them to do. This is such an important life skill. We all have to spend time sitting and listening to someone we are not that interested in at some point.
 - Parents will LOVE you. Not only will they be excited their child is being exposed to age appropriate material, but you are teaching them how to sit quietly, which will hopefully transfer to home as well.
 - Even with your lowest level learners, you will have 1 or 2 that will truly enjoy the story.
- It can be a calming experience to sit and listen to the teacher read in a methodical way. For students who need more structure, place the number of post-it notes in front of him/her that corresponds to the number of pages you intend to read. Remove a post-it as you finish each page. The visual will help lessen their anxiety.
- You will find activity for most chapters. You will still have plenty to choose from and find those that fit best with your students.
- Differentiation:
 - For any activity, you can quickly differentiate for your lower level learners by using a color coding technique.
 - If sorting, outline each sorting category a certain color and then outline the corresponding pictures the same color.
 - Becomes a matching task.
- There are comprehension questions to accompany this unit. There are 5 questions for every chapter with 3 picture answer choices. You will find these (in color and BW) in a separate file.

Suggestions on how I found this activity worked best in my classroom are provided. I typically had 6-8 students with one adult assistant in the room with me.

Stuart Little

Novel Unit for Special Education

By
Christa Joy
Special Needs for Special Kids



This entire novel unit comes in 2 separate files. One is completely in color and one is completely in black and white.

 Stuart	 Mr & Mrs Little	 George	 Snowbell	 Margalo	 mousehole
 small	 shades	 dog	 bus	 foil money	 Central Park
 sailboat	 garbage truck	 New York City	 bow & arrow	 Dr. Carey	 car
 travel	 teach	 canoe	 Harriet	 river	 north
 repeat that	 I like that	 I don't like that	 I don't know	 I need a break	

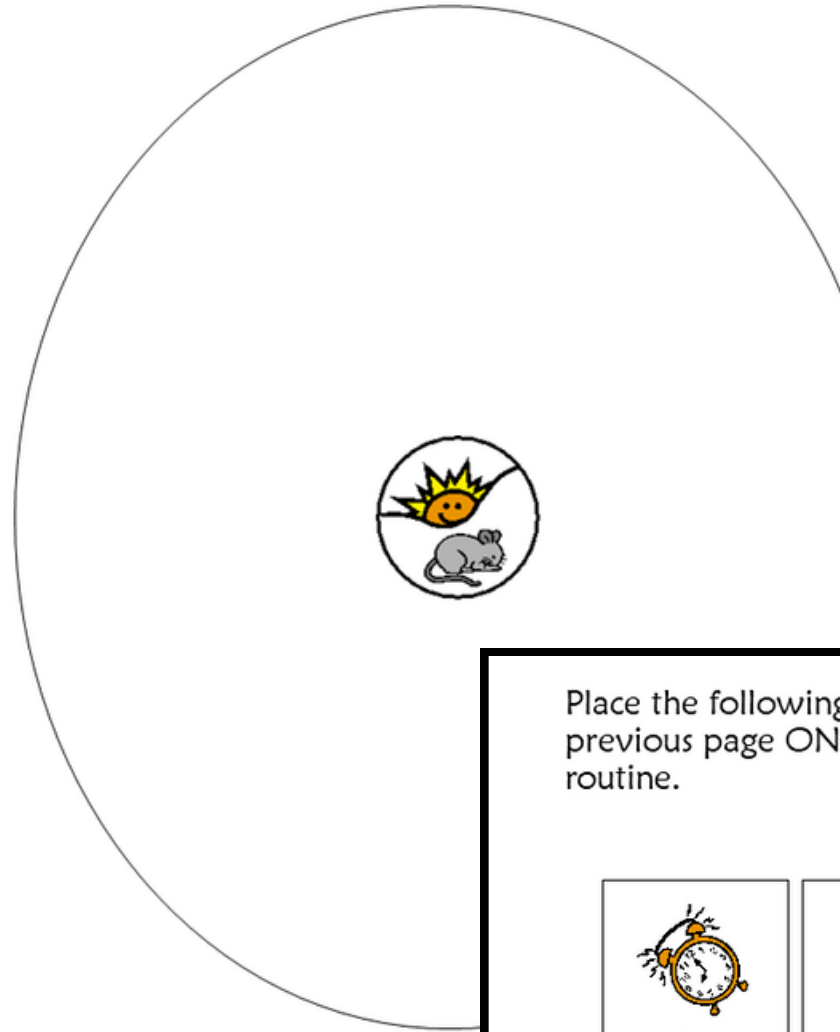
Storyboard : to use whiteboard and for class discussions. Laminate and make 1 copy for each student.

This unit comes with a vocabulary board.


Vocabulary boards are great for ALL students to assist with participation and engagement in group discussions.

Tips on how to use in the unit!!

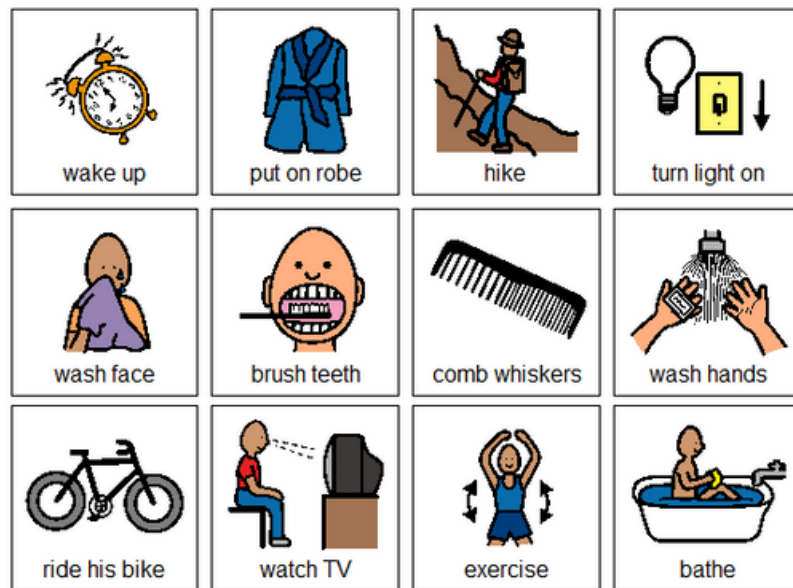
What is Stuart's normal morning routine consist of?



Place the following pictures into the circle map on the previous page showing what Stuart does in the mornings.



Place the following pictures into the circle map on the previous page ONLY IF they are part of Stuart's morning routine.




There are circle maps in this unit.


Circle maps are a great way for students to see the big idea.

errorless

Place the following in the circle map to show what Ames' Crossing is like.



Place the following in the circle map **ONLY IF** it shows what Ames' Crossing is like.











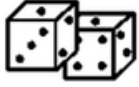






Each circle map comes with 2 choices:

An errorless option with only correct answers

An option that has wrong answers mixed in students will need to set aside.




Sort into the correct column depending on its size. If you are not sure, place it on the middle line.

 <p>Stuart</p>	 <p>bus</p>	 <p>ship</p>	 <p>elephant</p>	 <p>cricket</p>
 <p>dime</p>	 <p>tree</p>	 <p>olives</p>	 <p>dice</p>	 <p>dinosaur</p>
 <p>ant</p>	 <p>safety pin</p>	 <p>dump truck</p>	 <p>rhinoceros</p>	 <p>bumble bee</p>

There are sorting activities.

Directions on how to add differentiation are included.

Stuart protects Margalo with his bow and arrow. Look at the following pictures and draw a line to the picture that protects it.




turtle



house



bumble bee



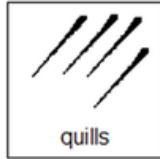
sheep



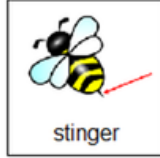
porcupine



sheep dog



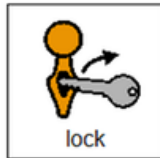
quills



stinger




shell



lock

Stuart protects Margalo with his bow and arrow. Look at the following pictures and trace the line to the picture that protects it.

differentiated




turtle



house



bumble bee



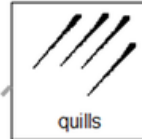
sheep



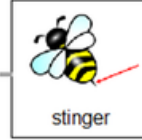
porcupine



sheep dog



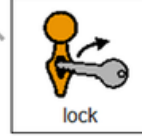
quills



stinger



shell



lock

There are matching activities. Directions on how to add differentiation are included.

Dear []

How are you?

I am []

What have you been doing?

I have been []

I really miss you!

Love, []

Teacher directions:

1. Help students fill in the name of the person the letter is for as well as the student's own name at the end.
2. Have students choose from pictures below or draw their own pictures in the empty boxes.
3. Color in the border.



There are writing prompts.

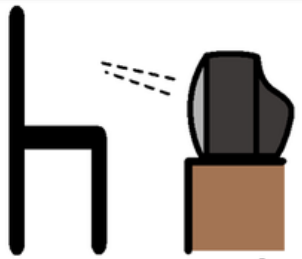
Students can choose from the pictures (making this an errorless activity) or write in their own answers.

Cut out the pictures of Stuart and put him in the correct location.



Put Stuart outside the house.


Put Stuart behind the tree.



Put Stuart in front of the TV.



Put Stuart under the water.

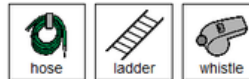



CH 4

Christa Joy, Special Needs for Special Kids

Maragalo rescues Stuart. How would you rescue Stuart in the following situations? Circle the best answer.

Stuart gets stuck on the roof.



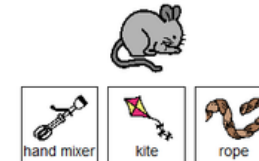
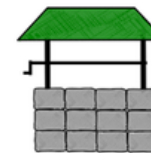
Stuart gets stuck in the deep end of the pool.



Stuart goes too far out in the lake.



Stuart falls down the well.

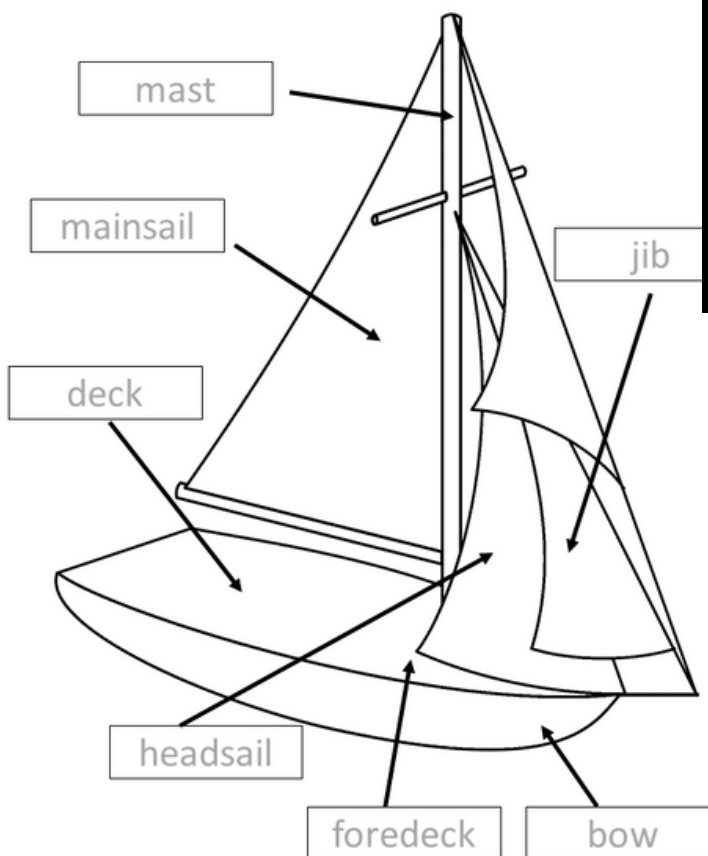


CH 9

Christa Joy, Special Needs for Special Kids

48

Match the word that labels the part of the sailboat.



CH 6

Christa Joy, Special Needs for Special Kids

33

Because there are so many activities, you can choose the ones that fit your students the best.

1. Mr. and Mrs. Little has a son that is really a what?



2. Was Stuart big or small?



3. Where did Mrs. Little take Stuart when he failed to grow?



4. What did Mrs. Little lose down the drain?



5. Who was able to get Mrs. Little's ring back?



This unit does come with comprehension questions.

There are 5 questions for every chapter. Each question has 3 picture choices. They are in color and black and white.

Answer key included!!

1. What game would Stuart help with?



2. What would Stuart get inside to unstick the key?



3. What word did Mrs. Little not want Stuart to hear?



4. What word did they replace mouse with, in The Night Before Christmas?



5. What is the one place in the house that worries Mrs. Little?

