

Stage Fright on a Summer Night

MAGIC TREE HOUSE #25



10 activities

15 questions



Special Needs for Special Kids



These novel units are something I created and started using in my classroom. I had students with significant challenges and most were **non-readers** (like my little guy). They were the best thing I ever did, and my students LOVED them.

Table of Contents

Worksheet pages	Activity	Chapter
4	Suggestions for use	
5	Story board	
6	Title and Author	
7	Map of England	1
8-9	Things that stink	2
10-12	Things people were selling	3
13	What is compassion?	4
14-16	Common fears	5
17-18	I can calm down	6
19-20	Places to put on a play	7
21-22	My Disguise	8
23	Ways to cross a river	9
24-25	MY trip in the treehouse	10
26-28	Other novel units available	
29-30	Terms of use	

This novel unit has **10 different activities**. There is an activity for each chapter that is NOT comprehension based. So, even if your students do not pay attention, they can still complete the activity.

Suggestions for Use

- I made this unit to go along with the book, *Stage Fright on a Summer Night, Magic Treehouse #25*.
- I figured that you would be reading it aloud to your class at a rate of about 1 chapter per day.
- Be sure to give each student their own copy of the story board (pg. 5) to use while reading and discussing the story.
- Benefits of reading out loud, even to classes made up of severely affected students:
 - Teaches students to sit quietly even when there isn't something for them to do. This is such an important life skill. We all have to spend time sitting and listening to someone we are not that interested in at some point.
 - Parents will LOVE you. Not only will they be excited their child is being exposed to age appropriate material, but you are teaching them how to sit quietly, which will hopefully transfer to home as well.
 - Even with your lowest level learners, you will have 1 or 2 that will truly enjoy the story.
 - It can be a calming experience to sit and listen to the teacher read in a methodical way.
- For students who need more structure, place the number of post-it notes in front of him/her that corresponds to the number of pages you intend to read. Remove a post-it as you finish each page. The visual will help lessen their anxiety.
- You will find 1 activity for each chapter. You will still have plenty to choose from and find those that fit best with your students.
- Differentiation:
 - For any activity, you can quickly differentiate for your lower level learners by using a color coding technique.
 - If sorting, outline each sorting category a certain color and then outline the corresponding pictures the same color.
 - Becomes a matching task.
- This unit includes 15 comprehension questions. There is a chart to show which chapter each question comes from. Each question is a multiple-choice question with three answer choices that uses pictures. (*This is a separate pdf.*)
- An answer key is included.

Suggestions on how I found this activity worked best in my classroom are provided. I typically had 6-8 students in grades K-5 with one adult assistant in the room with me.

Stage Fright on the Summer Night

Magic Tree House #25

for Special Education

By
Christa Joy
Special Needs for Special Kids



This entire novel unit comes in 2 separate files. One is completely in color and one is completely in black and white.

Story Board : to use while reading and for class discussions. Laminate and make 1 copy for each student.

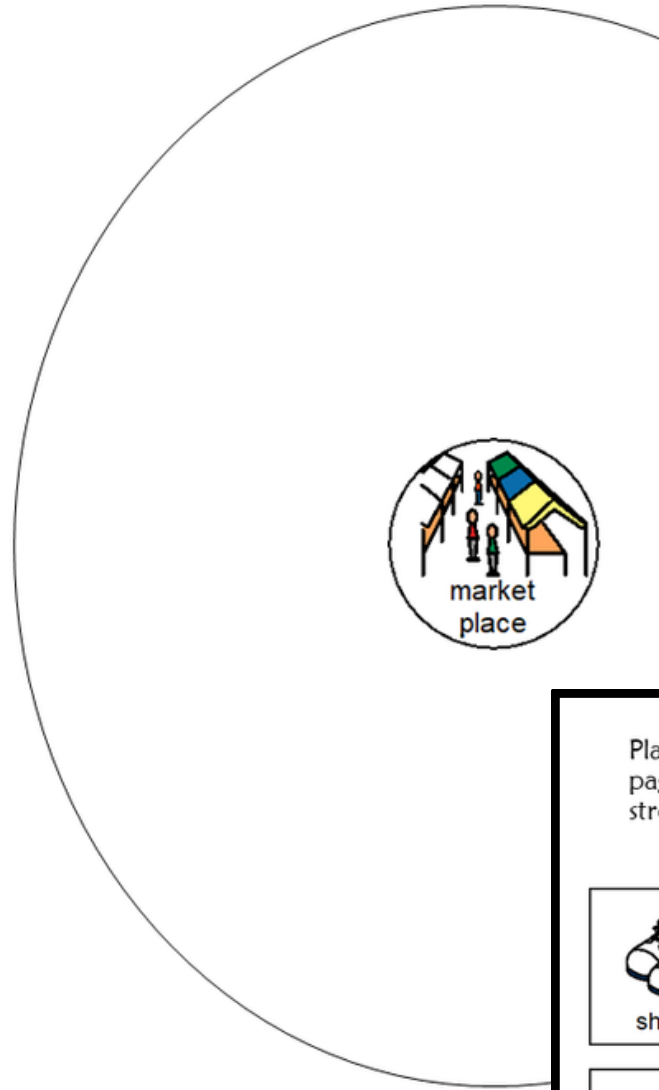


This unit comes with a vocabulary board.

Vocabulary boards are great for ALL students to assist with participation and engagement in group discussions.

Tips on how to use in the unit!!

What are some things you think people might have been selling in the streets of London during the time Jack and Annie were there?




Errorless version

Place the following pictures in the circle map on the previous page to show things people might have been selling.



Place the following pictures in the circle map on the previous page **ONLY IF** it is something that would have been sold in the streets of London.



There is a circle map what has 2 options:

An errorless option with only correct answers

An option that has wrong answers mixed in students will need to set aside.

My Disguise


I had to hide from , so I came up with a disguise.

I had a wig.

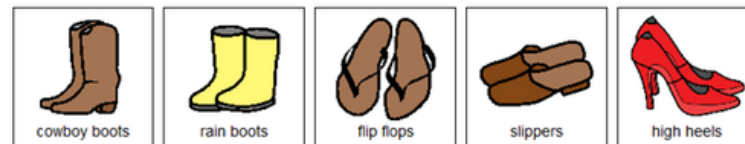
I wore .

I put on my feet.

I looked just like a . No one knew it was me!!



color in the circle with the color of your choice




There are writing prompts.

These are errorless activities.

Annie realizes how bad it smells around the London Bridge. Look at the items on the next page and sort them into whether you think they would smell good or bad.

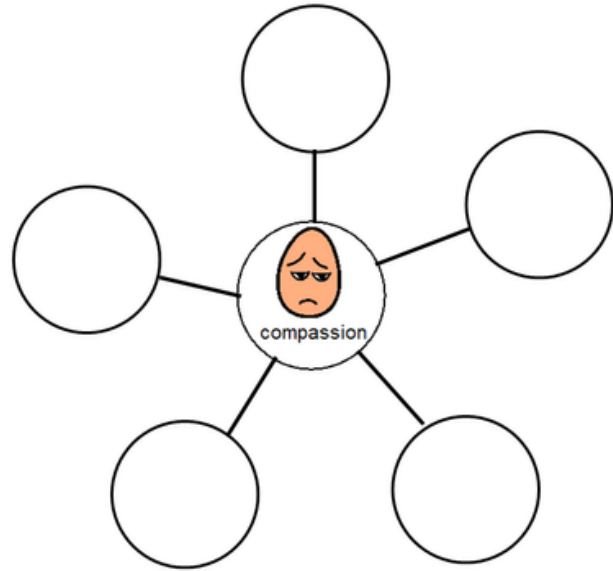


Smelly/Not Smelly Sort: Cut apart the pictures and sort into correct column on previous page.





There are sorting activities.
You can quickly differentiate
these activities with some
color-coding.

Annie feels compassion for Dan, the bear. What is compassion?



What are some ways you could cross a river?



There are lots of activities to choose from so you can pick the best ones for your students, or do them all!!

Color in England.



Christa Joy, Special Needs for Special Kids The Picture Communication Symbols ©1981-2019 by Tobii Dynavox. All Rights Reserved Worldwide. Used with permission. Boardmaker® is a trademark of Tobii Dynavox

My trip in the magic treehouse

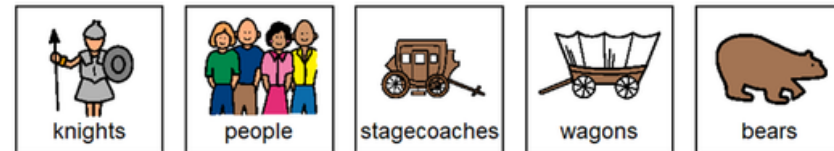

I looked in a book about and made a wish.

We landed in the middle of a .

I saw lots of out the window.

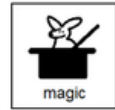
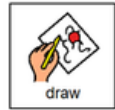
I could hear from the tree house.

When it was time to go back home, I felt .



All of the Magic Tree House units end with a writing prompt. These are errorless activities. Students will write a story about their trip in the treehouse. Different pictures are used for each novel.


1. What does Morgan want to teach Jack and Annie?



2. Where are they going on this adventure?



3. What could Jack and Annie see from the window of the treehouse?




4. What was sitting on the rooftops?



5. What would people watch fight in the Bear Garden?



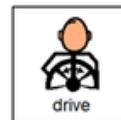
6. Who did Annie want to save?




7. How much did it cost to watch the play?





8. What does the man want Jack to do?



9. Are girls allowed to be in the play?



10. How did Jack feel about being on stage?



Finally, this unit does come with 15 comprehension questions.

There is a guide that references which chapter each question came from.

Answer key included!!