

# THE SNOWY DAY

Special Ed



INCLUDES GOOGLE SLIDES



These literacy units are something I created and started using in my classroom. I had students with significant challenges and most were **non-readers**. This is a great way to expose all students to some great books.

# The Snowy Day Literacy Unit for Special Education

By  
Christa Joy  
Special Needs for Special Kids



## Table of Contents

Worksheet pages	Activity
3-4	Story board
6-7	Winter circle map
8-9	Matching sounds
10-11	Footprint match
12-13	Snowman melting sequence
14-16	Summer/winter sports sorting
17-19	Things that would melt
20-22	My favorite season writing prompt
23-28	Comprehension check
29-31	Feeling disappointed social story
32-34	Feeling disappointed writing prompt
35-36	Terms of Use


This unit has **36 pages plus 12 google slides**. There are 9 activities to go with this book to last a full week or more of instruction.

This unit comes with a storyboard.

Storyboards are great for ALL students to assist with participation and engagement in group discussions.


Tips on how to use in the unit!!

Story Board : to use when reading and for class discussions. Laminate and make 1 copy for each student.



Complete the circle map about winter by placing the pictures on the next page into the circle.


Place the following pictures in the circle map on the previous page.



Place the following pictures in the circle map on the previous page **ONLY IF** they deal with winter.



There is a circle map on winter. There is an option that only has correct answers and one that has wrong answers mixed in.




## Matching Sounds

As Peter walks in the snow it makes a crunching sound.  
Match the animal or object that makes the following sounds.

crunch	<input type="checkbox"/>	plop	<input type="checkbox"/>
neigh	<input type="checkbox"/>	whistle	<input type="checkbox"/>
boom	<input type="checkbox"/>	woof	<input type="checkbox"/>
splash	<input type="checkbox"/>	jingle	<input type="checkbox"/>











There is a matching activity using the sounds from the book. Students will match the object that would likely make that sound. There are suggestions for differentiation included.











## Matching Footprints


Peter leaves footprints in the snow. Match the following animals with their footprints.

	<input type="checkbox"/>		<input type="checkbox"/>
	<input type="checkbox"/>		<input type="checkbox"/>
	<input type="checkbox"/>		<input type="checkbox"/>
	<input type="checkbox"/>		<input type="checkbox"/>

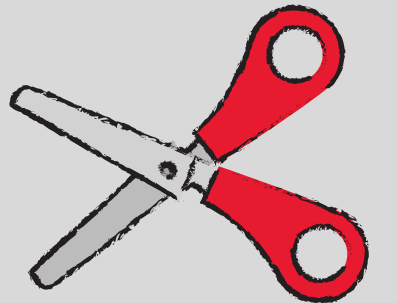
Match the animal with the print on the previous page.

 duck	 frog	 tiger	 horse
 deer	 boy	 snake	 dog


Students will match footprints in the snow to what likely made them. There are suggestions for differentiation included.



Students will sequence a set of pictures of a snowman melting.



Peter's snowball melts in his pocket. Cut out the pictures below and sequence them to show the snowman melting.






There are some sports and activities you do in the winter and some you are more likely to do in the winter. Sort the pictures on the next page into the correct column.




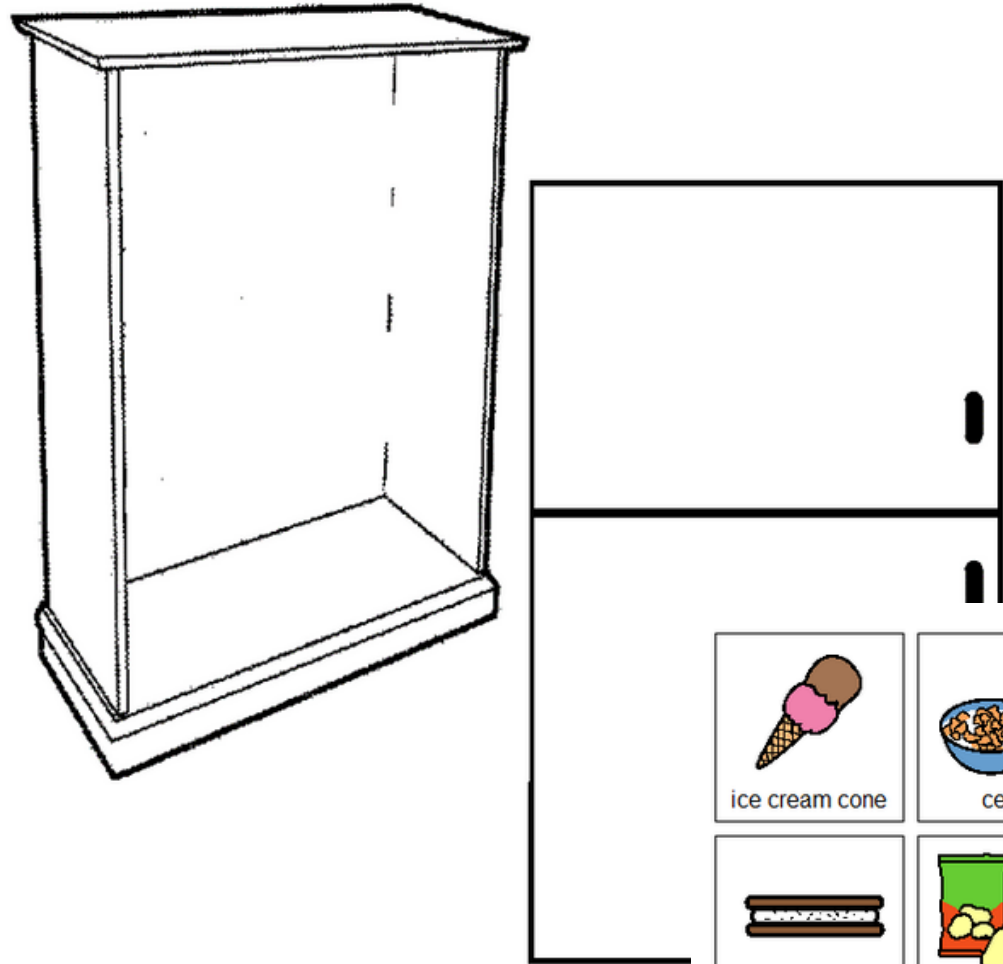
Sort the following pictures into the correct column on the previous page.




Students will sort sports and activities that are played in the winter or the summer.



The snowball melts in Peter's pocket. Some things have to be kept really cold or they will melt. Place the items in the refrigerator or freezer if you think it may melt or in the pantry if it will not melt.



Students will sort things that would likely melt and need to be put in the freezer or refrigerator.



Complete the following story about your favorite season of the year.


My favorite season is

Here are some things I like to do during this season

Use the following pictures if needed to complete the prompt on the previous page.



There is a writing prompt.  
Students will write a story  
about their favorite season.  
This is an errorless activity.



Title



Author



What did Peter do instead of a snowball fight?



What happened to his snowball?



Main character



Setting



Why did that happen to the snowball?



Did you like this story?



Christa Joy, Special Needs for Special Kids  
Communication Symbols ©1981-2021 by Tobii Dynavox. All Rights Reserved  
with permission. Boardmaker® is a trademark of Tobii Dynavox

24


There is a short comprehension check about things that happened in the story. Students will cut out pictures to answer each of the questions.



 yes	 winter	 built a snowman
 Peter	The Snowy Day	 no
 melted	 got too warm	by Jack Ezra Keats



Everyone feels disappointed sometimes.



Page 4

When I feel disappointed, there are things I can do.



Page 5

I can remember a happier time.



Page 6

I can figure out a new thing to do.



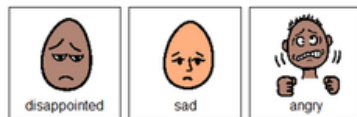
Page 7

We all feel disappointed sometimes. Peter was disappointed when his snowball melted in his pocket. Write about a time you felt disappointed.


I felt  when:

But then I felt

Use the following pictures to complete the writing prompt on feeling disappointed.



There is a social story about feeling disappointed and a writing prompt to go with it.

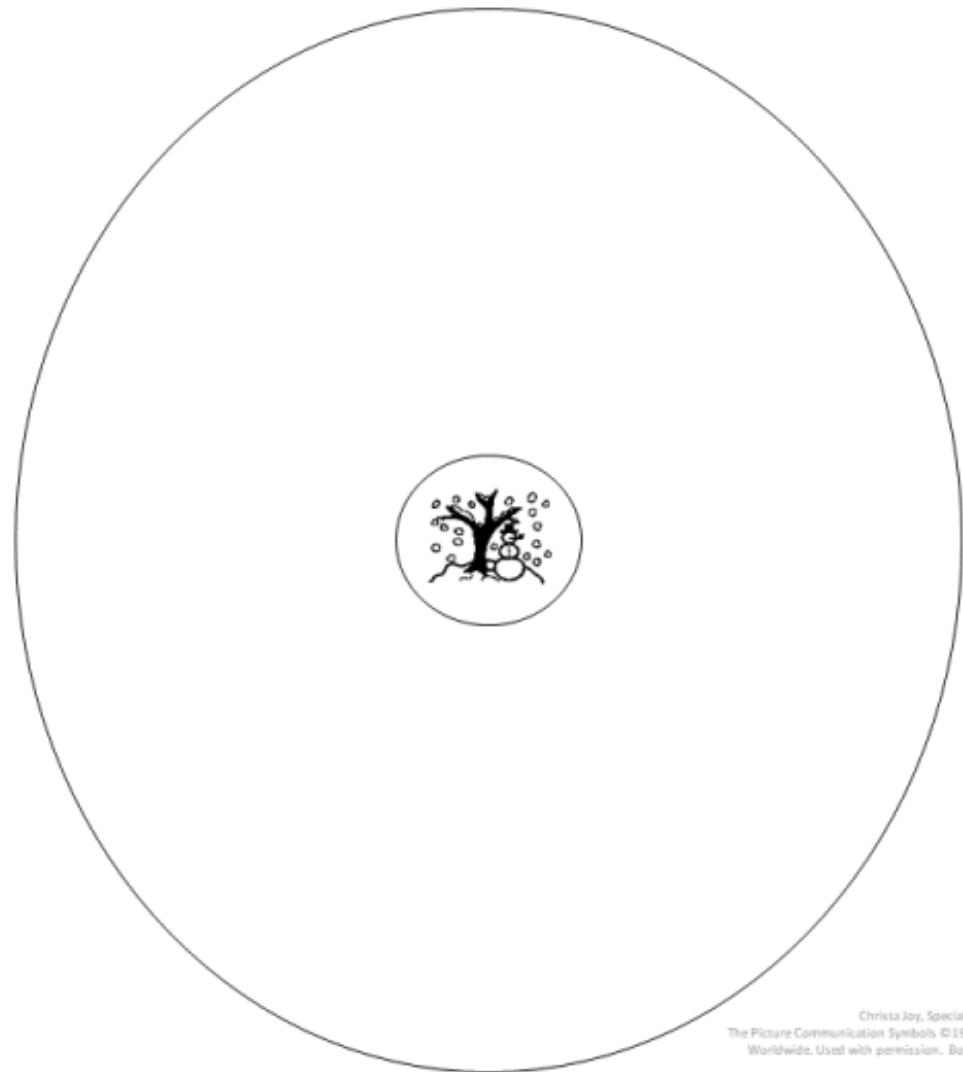




There is a video of the book read aloud from YouTube in case you do not have access to the book.



# Make great independent learning centers



Complete the circle map about winter by placing the pictures into the circle.



Christa Joy, Special Needs for Special Kids  
The Picture Communication Symbols © 1981-2020 by Tobii Dynavox. All Rights Reserved  
Worldwide. Used with permission. Boardmaker® is a trademark of Tobii Dynavox









There are digital versions of the activities included. Students click and drag the answers.




Perfect for every learning level

### Matching Footprints

Peter leaves footprints in the snow. Match the following animals with their footprints.

	<input type="checkbox"/>		<input type="checkbox"/>
	<input type="checkbox"/>		<input type="checkbox"/>
	<input type="checkbox"/>		<input type="checkbox"/>
	<input type="checkbox"/>		<input type="checkbox"/>



There are 2 sets, one that includes differentiation shown here.