

# SHILOH

**21 activities**

**chapter  
questions**





These novel units are something I created and started using in my classroom. I had students with significant challenges and most were **non-readers**. They were the best thing I ever did, and my students LOVED them.

## Table of Contents

Worksheet pages	Activity	Chapter
5	Suggestions for use	
6	Story board	
7	Title and Author	
8-10	Meet Marty's family	1
11-13	Dog circle map	1
14-15	Shiloh is scared	2
16-18	Earning some money (3 levels)	3
19-22	Delivering the mail (2 levels)	3
23-24	The Perimeter of the Dog Pen	4
25-28	Keeping a Secret social story	5
29	Secrets to Keep or Tell	5
30-31	Good and Bad Ways to take care of your dog	6
32-33	Pets/not pets sorting activity	7
34-37	Figuring out Why	8
38-39	So Many Emotions	9
40-42	Venn Diagram Veterinarian/Doctor	10
43-45	What does being a good friend look like?	11
46-47	Spelling friend (2 levels)	11

Christa Joy, Special Needs for Special Kids

## Table of Contents

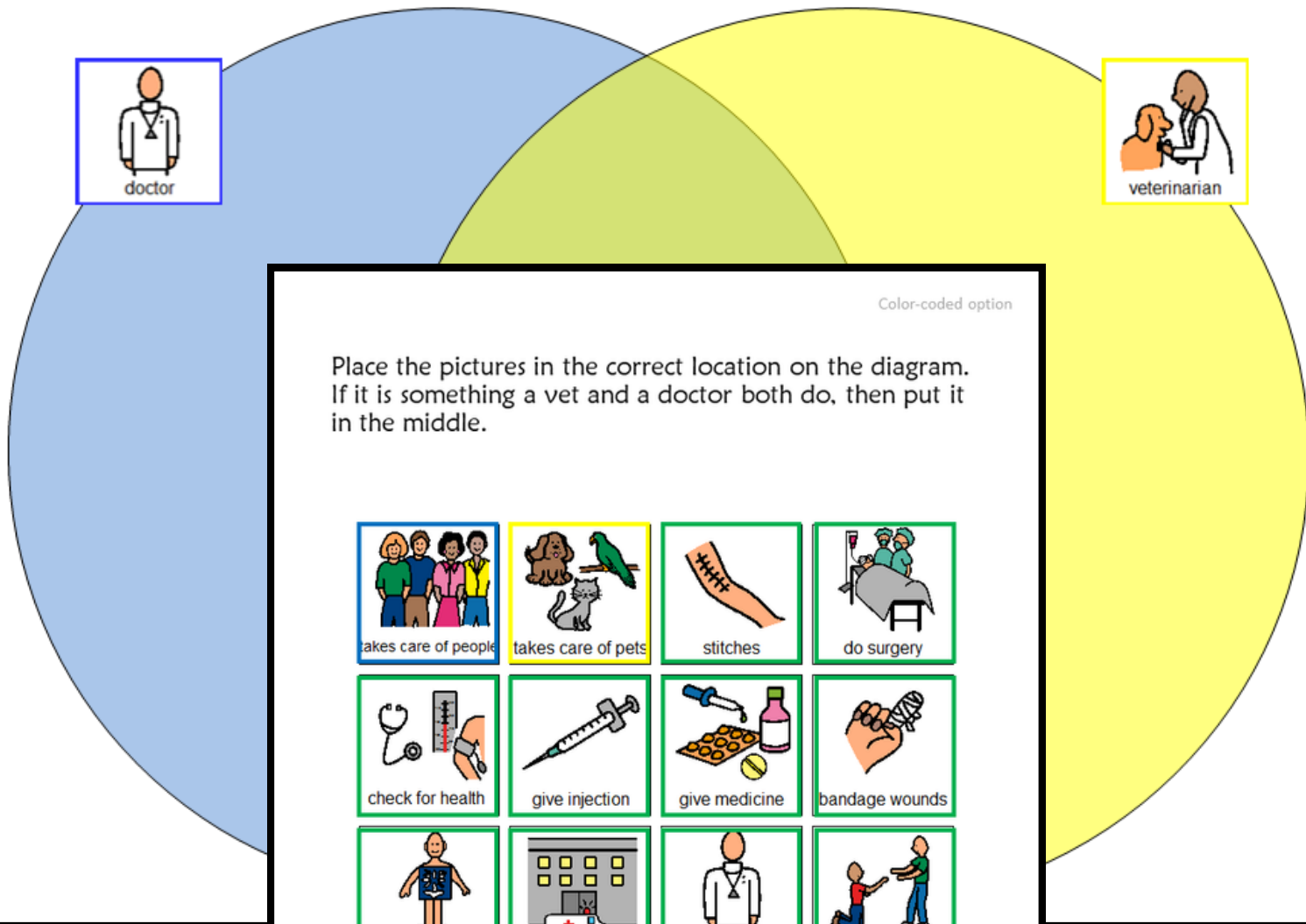
Worksheet pages	Activity	Chapter
48-49	Sequencing Events and Making Predictions	12
50-51	Feeling sad	13
52	Hunting Seasons	14
53-55	Working 20 hours	15
56-58	A Happy Ending	15
59-61	Taking care of a dog	Extra
62-63	The Perfect Pet writing prompt	Extra
64-66	Other novel units available	extra
67-68	Terms of Use	

Christa Joy, Special Needs for Special Kids

4

This novel unit has **21 different activities**. These activities are NOT comprehension-based. So, even if your students do not pay attention, they can still complete the activity.

Doc Murphy is not a vet but is able to take care of Shiloh. There are a lot of similarities between a veterinarian and a doctor. Complete the Venn diagram below to see how similar they are.



For example, students will compare a doctor and a veterinarian for chapter 10.

There are 2 versions. One is color-coded (shown here) for more support.

# Suggestions for Use


- I made this unit to go along with the book, *Shiloh* by Phyllis Reynolds Naylor.
- The thought is that you would be reading it aloud to your class at a rate of about 1 chapter per day.
- Be sure to give each student their own copy of the story board (pg. 6) to use while reading and discussing the story.
- Benefits of reading out loud, even to classes made up of severely affected students:
  - Teaches students to sit quietly even when there isn't something for them to do. This is such an important life skill. We all have to spend time sitting and listening to someone we are not that interested in at some point.
  - Parents will LOVE you. Not only will they be excited their child is being exposed to age appropriate material, but you are teaching them how to sit quietly, which will hopefully transfer to home as well.
  - Even with your lowest level learners, you will have 1 or 2 that will truly enjoy the story.
- It can be a calming experience to sit and listen to the teacher read in a methodical way. For students who need more structure, place the number of post-it notes in front of him/her that corresponds to the number of pages you intend to read. Remove a post-it as you finish each page. The visual will help lessen their anxiety.
- You will find activity for most chapters. You will still have plenty to choose from and find those that fit best with your students.
- Differentiation:
  - For any activity, you can quickly differentiate for your lower level learners by using a color coding technique.
  - If sorting, outline each sorting category a certain color and then outline the corresponding pictures the same color.
  - Becomes a matching task.
- There are comprehension questions to accompany this unit. There are 5 questions for every chapter with 3 picture answer choices. You will find these (in color and BW) in a separate file.

Suggestions on how I found this activity worked best in my classroom are provided. I typically had 6-8 students with one adult assistant in the room with me.

# Shiloh





















Novel Unit for Special Education

By  
Christa Joy  
Special Needs for Special Kids



*This entire novel unit comes in 2 separate files. One is completely in color and one is completely in black and white.*

Story Board : to use while reading and for class discussions. Laminate and make 1 copy for each student.

 Marty	 Shiloh	 Ma	 Dad	 Becky
 Dara Lynn	 Judd Tavers	 Doc Murphy	 David Howard	 hunting
 mail	 poor	 mean	 scared	 love
 read it again	 I like that	 I don't like that	 I don't know	 I need a break

This unit comes with a vocabulary board.

Vocabulary boards are great for ALL students to assist with participation and engagement in group discussions.

Tips on how to use in the unit!!

We get to meet Shiloh in this first chapter. He is a special dog. All dogs have certain things in common. Complete the circle map below illustrating some common characteristics of dogs.



Cut apart the pictures and place in circle map about dogs.

errorless



Cut apart the pictures and place in circle map **ONLY IF** they are about dogs.




There are circle maps in this unit.

Circle maps are a great way for students to see the big idea.



Taking care of a dog is a big job. What are some things you need to do when you have a dog?



Errorless version

Place the pictures in the circle map on previous page.

take for a walk	feed	fresh water	wash	play with
take to vet	give medicine	brush	clean up poop	buy dog food

Place the pictures in the circle map on previous page **ONLY IF** you think it is a good way to take care of a dog.

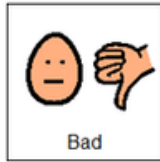
take for a walk	feed	leave alone	wash	brussel sprouts
plant	give medicine	brush	clean up poop	buy dog food
take to vet	pull weeds	fresh water	cushion	play with

Each circle map comes with 2 choices:

An errorless option with only correct answers

An option that has wrong answers mixed in students will need to set aside.

Judd Travers is not very nice to his dogs. Marty loves Shiloh and takes good care of him. Look the following and decide if it is a good or bad way to treat a pet.



Sort the following into the correct column on previous page. If you are not sure, place it on the middle line.



There are sorting activities.

Directions on how to add differentiation are included.

Put each catalog in the correct mailbox by matching the name.



Cut out the catalogs below and place on correct mailbox.




There are matching activities. Directions on how to add differentiation are included.

# The Perfect Pet

1. I think the perfect pet would be a:

2. I would keep it in



3. Every day, I would

my pet.

4. Sometimes, I would take my pet to

5. Everyone would be  
pet.

when they see m

Have students pick one choice for each question to complete the writing prompt on the previous page. They could also come up with their own answers!

1



puppy



kitten



lizard



parrot



guinea pig



crocodile

2



a cage



my bedroom



the yard



the garage



a pool



my house

3




feed



walk



play with



sing to



brush



read to

4



school



the park



the beach



the pond



the woods




the city


5



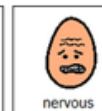
happy




excited



curious



nervous



surprised



scared

There are writing prompts included.

These are errorless activities.

Marty wants to earn some money to try and buy Shiloh. He is collecting bottles and cans. Using the information below, see how much money Marty could earn if he found the following.



Four groups of items for counting: Group 1 (4 cans, 4 bottles), Group 2 (2 bottles, 2 cans, 2 bottles), Group 3 (6 cans, 1 bottle), Group 4 (4 cans, 2 bottles, 2 cans).

Perimeter problems for dog pens. Problem 1: Trapezoid with sides 1, 4, 4, 3. Problem 2: Square with sides 6, 6, 6, 6.

Because there are so many activities, you can choose the ones that fit your students the best.

Word recognition activity: 'Differentiated version' with a picture of two boys and a dog. Includes the word 'friend' in boxes and a scrambled version 'i n e f r d'.

Hunting season activity: 'To differentiate: Outline correct dates for student to color in.' Includes calendars for November and December with hunting seasons for Deer and Turkey.

1. Does Marty like to shoot at living things?



2. What does Marty find on his walk?



3. How does Marty finally get the dog to come to him?



4. Where does the dog follow Marty?



5. Marty gets in trouble because his clothes are all what?



1. What does Marty think Judd has shot in the past?



2. Who does Marty want to buy?



3. Who is under the sycamore tree?



4. Is Marty going to take Shiloh back to Judd?



5. What does Marty build for Shiloh?



This unit does come with comprehension questions.

There are 5 questions for every chapter. Each question has 3 picture choices. They are in color and black and white.

Answer key included!!