

# Seven Spools of Thread

A Kwanzaa Story

Special Ed



INCLUDES GOOGLE SLIDES

Special Needs for Special Kids



These literacy units are something I created and started using in my classroom. I had students with significant challenges and most were **non-readers**. This is a great way to expose all students to some great books.

# Table of Contents

Worksheet pages	Title
4-6	Storyboard
7-12	Circle map on alternatives to fighting
13-14	Circle the groups of 7
15-18	Sorting jobs easier with help
19-23	Match tool to what you can make
24-26	Moral of the story
27-30	Writing prompt: Working together
31-32	Terms of Use

In a separate file, there are directions and links to digital versions of these activities.

*This unit has 6 activities to go with this book to last a full week or more of instruction.*

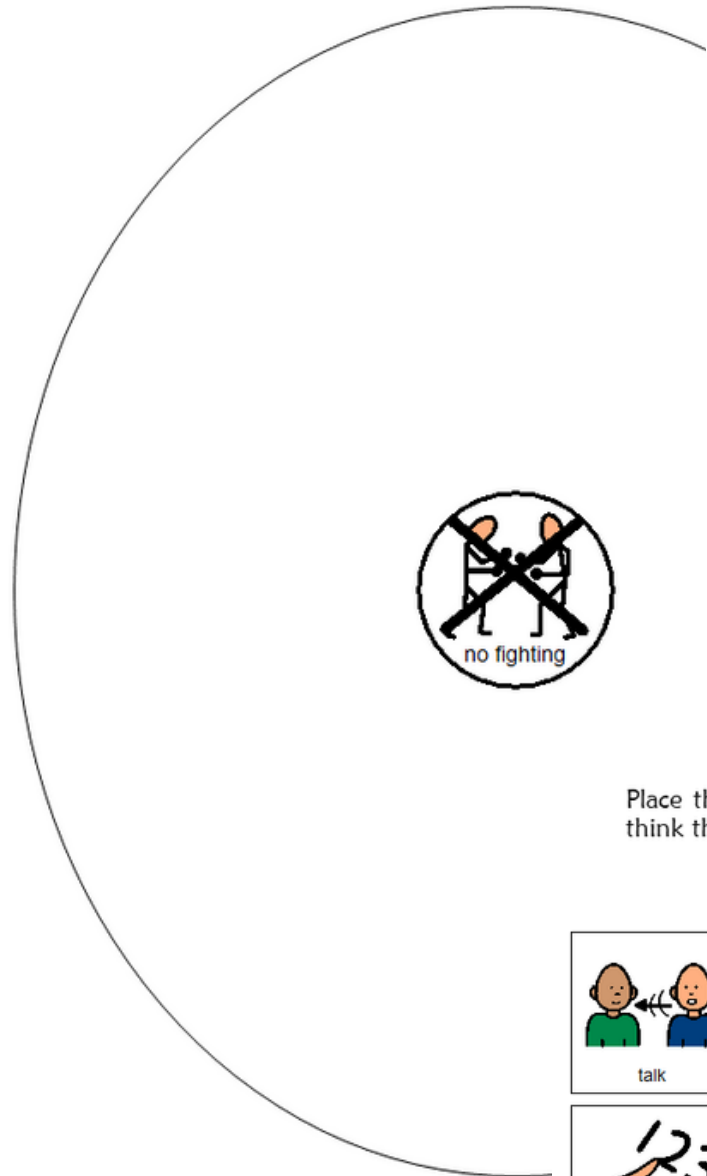
This unit comes with a storyboard.

Storyboards are great for ALL students to assist with participation and engagement in group discussions.

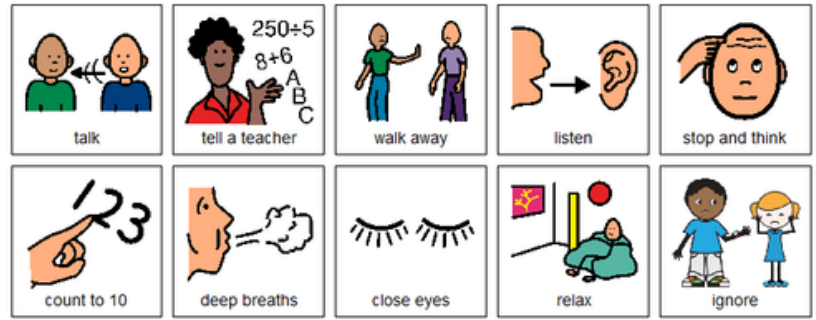
Tips on how to use in the unit!!




The 7 brothers were always fighting. There are good alternative to fighting. Show what some of those are below.



Place the pictures in the circle map on previous page.




Place the pictures in the circle map on previous page **only if** you think they would be in a good alternative to fighting.


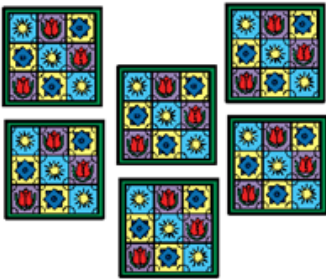
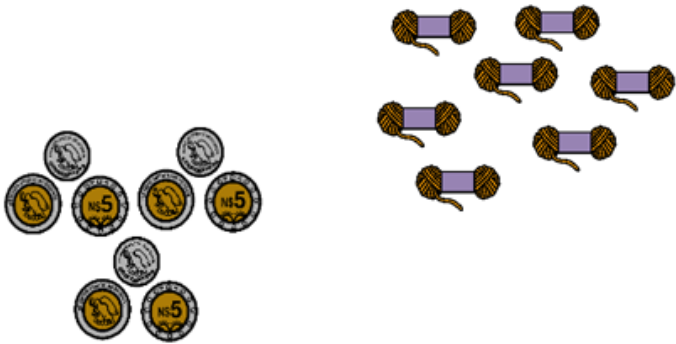



Christa Joy, Special N  
The Picture Communication Symbols ©1981-  
Worldwide. Used with permission. Board

There is a circle map of things you can do instead of fighting. There is an option that only has correct answers and one that has wrong answers mixed in.


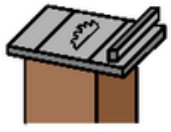








Circle all the groups of 7.



Here, students will circle the groups that contain 7 items.


What would you make using the following tools?

 loom	<input type="text"/>	 table saw	<input type="text"/>
 blender	<input type="text"/>	 sewing machine	<input type="text"/>
 cotton gin	<input type="text"/>	 chisel	<input type="text"/>
 plane	<input type="text"/>	 wood lathe	<input type="text"/>

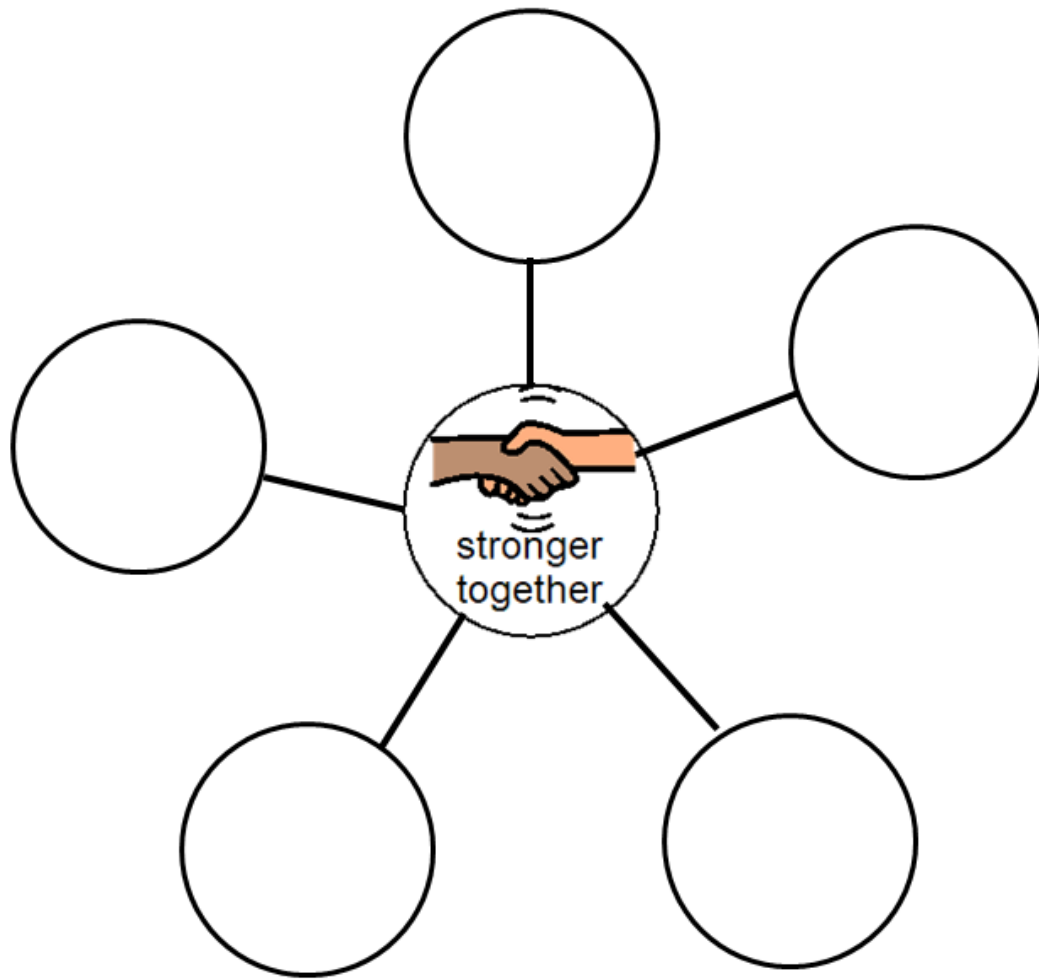
Match the final product you would make with the tool on the previous page.

 sculpture	 door	 dress shirt	 wooden bowl
 dresser	 milkshake	 yarn	 cloth



There is a matching activity where students will match what is commonly made with each tool. There are suggestions for differentiation included. An answer key is included.



What is the moral of this story?







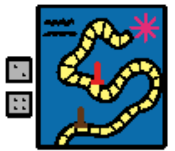
Students will fill out this word map with supporting details from the story that support the moral, you are stronger when you work together. This is an errorless activity.






The brothers work together to make a beautiful cloth. Some jobs are easier with help. What are some jobs you can do on your own, and what are some that need more than one person?



 build a cabin	 shower	 play catch	 dance	 write a note
 color	 celebrate	 read	 put up a tent	 see-saw
 play a game	 watch TV	 lift something heavy	 listen to music	 take a test

Students will sort jobs that are easier to do with help and those you can do alone.



# Working Together

I had a/an  job to do and knew I needed help.

I called my  to help me.



First, we came up with a/an .

Then we worked all  to get it done.


In the end, we had the most amazing  anyone had ever seen!

Christa Joy, Special Needs for Special Kids The Picture Communication Symbols ©1981-2019 by Tobii Dynavox. All Rights Reserved Worldwide. Used with permission. Boardmaker® is a trademark of Tobii Dynavox.

tough	exhausting	huge	big	small
friends	parents	team	class	teacher
idea	plan	list	drawing	time
day	night	week	weekend	month
treehouse	doghouse	race car	fort	quilt

Christa Joy, Special Needs for Special Kids The Picture Communication Symbols ©1981-2019 by Tobii Dynavox. All Rights Reserved Worldwide. Used with permission. Boardmaker® is a trademark of Tobii Dynavox.


There is a writing prompt. Students will write a story about what it would be like to work with others on a project. This is an errorless activity.



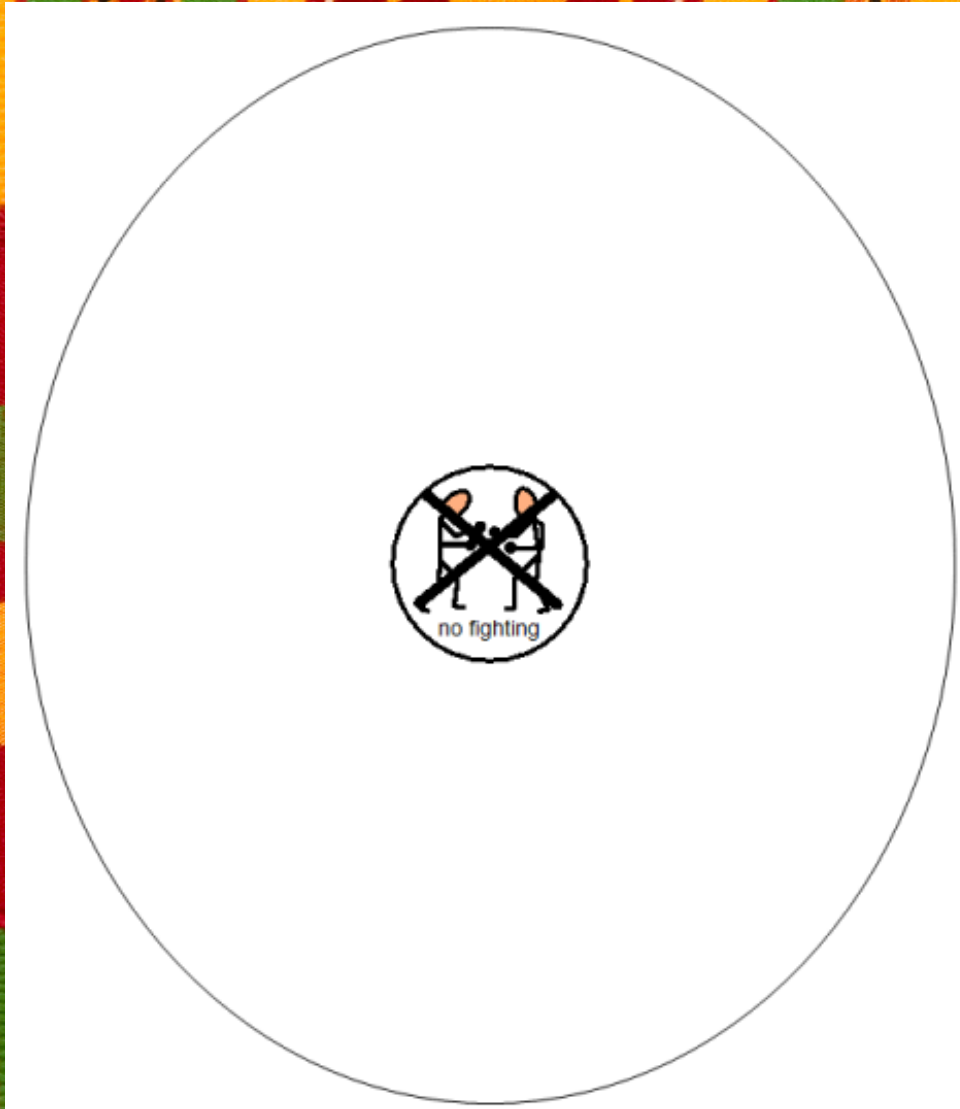
Listen to the  
story read  
aloud






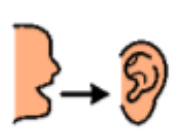






There is a video of the book  
read aloud from YouTube in  
case you do not have access  
to the book.



# Make great independent learning centers



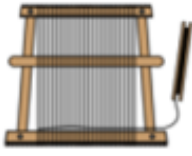

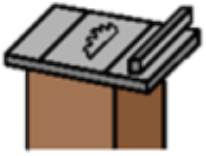



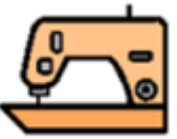









Place some of the pictures in circle map showing some alternatives to fighting.

 talk	 tell a teacher	 walk away	 listen
 stop and think	 count to 10	 deep breaths	 close eyes
 relax	 ignore		

Christa Joy, Special Needs for Special Kids  
The Picture Communication Symbols ©1981–2019 by Tobii Dynavox. All Rights Reserved  
Worldwide. Used with permission. Boardmaker® is a trademark of Tobii Dynavox

There are digital versions of the activities included. Students click and drag the answers.

# Perfect for every learning level

 loom		 table saw	
 blender		 sewing machine	
 cotton gin		 chisel	
 plane		 wood lathe	

Match the final product you would make with the tool on opposite side.

 sculpture	 door	 dress shirt	 wooden bowl
 dresser	 milkshake	 yarn	 cloth

There are 2 sets, one that includes differentiation shown here.