

Special Ed

RUDOLPH



Special Needs for Special Kids

ALSO INCLUDES GOOGLE SLIDES



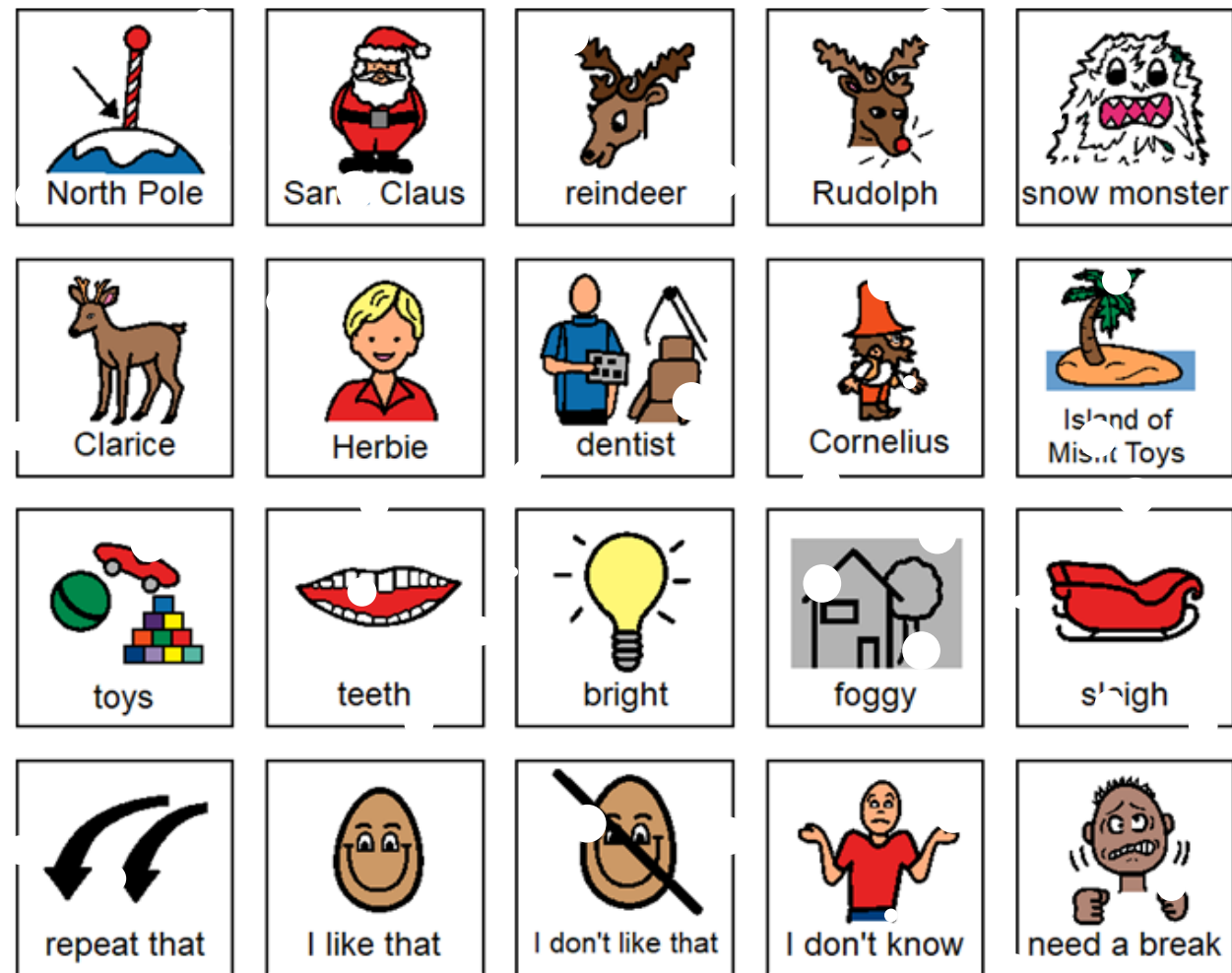
These literacy units are something I created and started using in my classroom. I had students with significant challenges and most were **non-readers**. This is a great way to expose all students to some great books.

Table of Contents

Pages	Activity
4-6	Vocabulary board
7-14	Santa's Reindeer
15-23	Rudolph leads the way
24-36	Where is Rudolph?
37-50	We are all different social story
51	Simon Says
51-52	Terms of Use

There is a separate file that has links to digital activities including the book, Rudolph the Red Nosed Reindeer read aloud.

This unit has 50 pages plus 28 google slides. There are 4 activities to go with this book to last a full week of instruction.



Christa Joy, Special Needs for Special Kids
 The Picture Communication Symbols ©1981–2011 by Tobii Dynavox. All Rights Reserved
 Worldwide. Used with permission. Boardmaker® is a trademark of Tobii Dynavox

This unit comes with a storyboard.

Storyboards are great for ALL students to assist with participation and engagement in group discussions.

Tips on how to use in the unit!!

Watch out! You have to be a very fast reindeer to keep up with me.




Comet

I love my fellow reindeer. We are one big nappy family.



Cupid

I am in charge of leading the way on Santa's sleigh, right behind Rudolph of course.




Dasher

Santa says I am always moving when the Christmas carols start playing.



Dancer

There is a story where students will match the name of each reindeer. Students can then color the pictures.



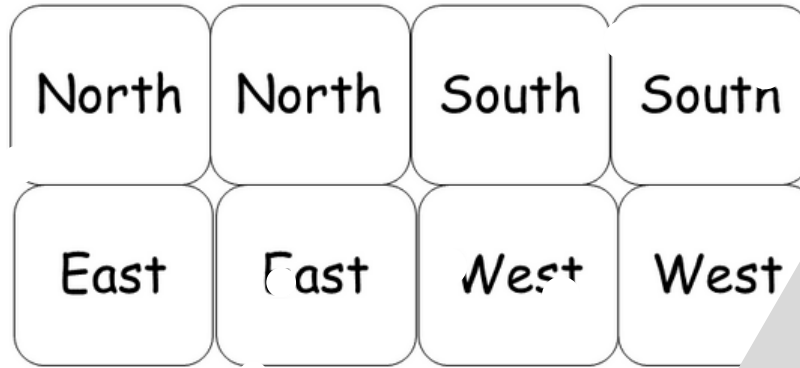
Rudolph needs to go to Tommy's house.
Which way should he go?




Rudolph needs to go to Sally's house.
Which way should he go?




Cut out directions and match to previous pages




Rudolph needs to go to the castle.
Which way should he go?




Rudolph needs to go to the lighthouse.
Which way should he go?



There is a map activity where students will determine the direction Rudolph must go when looking at a compass.



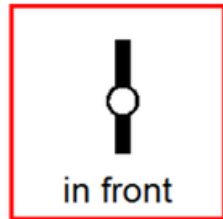


Rudolph is

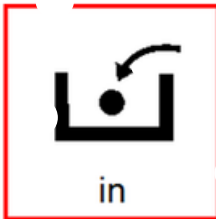


Santa and Mrs. Claus.

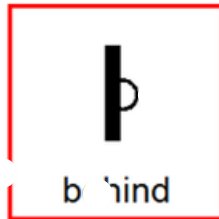
ChristaJoy, Special Needs for Special Kids
The Picture Communication Symbols ©1981-2019 by Tobii Dynavox. A
Worldwide. Used with permission. Boardmaker® is a trademark of



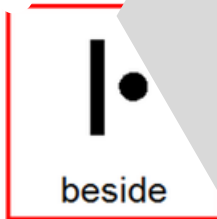
in front



in



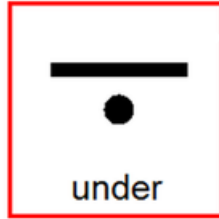
behind



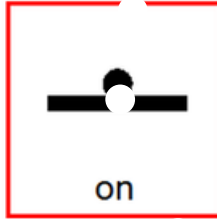
beside



over




under



on



There is a preposition activity. Students will place Rudolph in the circle and then add the correct preposition.



No two people are exactly the same.



Christa Joy, Special Needs for Special Kids

There is a 14 page social story on being kind. It has photos and simple text.

We are different sizes.



Christa Joy, Special Needs for Special Kids



Simon Says We Are All Different

- Explain to students that they will play a version of Simon Says in which only some students will respond to each command.
- Tell students that they must watch carefully as they play the game because at the end, each student must tell one new thing they learned about a classmate.
- Lead a game of Simon Says. Provide such directions:
 - Simon says "Everyone with brown eyes, stand up."
 - Simon says "Everyone who has a dog as a pet, put your right hand on your head."
 - Simon says "Everyone whose favorite sport is soccer, stand on one foot."
 - Simon says "Everyone who speaks more than one language, jump up and down."

and so on. Choose categories appropriate for your students.

- At the end of the game, have students sit in a circle. Ask each student to name one way in which he or she and another student are alike. The trait they share must be something they didn't know before playing the game. Students might say, for example, "I didn't know that Katie spoke Spanish" or "I didn't know that Jose was left-handed."

Students will play a game of Simon Says that will show how different we all are.

Listen to
book read
aloud




There is a video of the
book read aloud. This is
a video from YouTube.



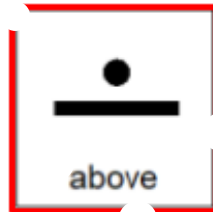


Rudolph is the sleigh.

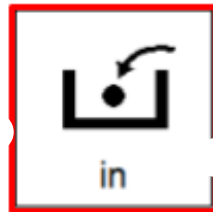


Rudolph is the chimney.


Match the right preposition.



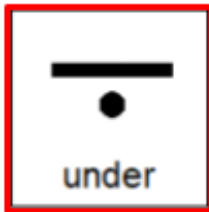
above



in



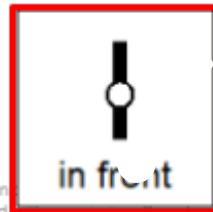
behind



under



between



in front

There are digital versions of the activities included. Students click and drag the answers.

I am in charge of leading the way on Santa's sleigh, right behind Rudolph of course.



Dasher

Santa says I am always moving when the Christmas carols start playing.



Dancer

Match the correct name to each reindeer.

Dasher

Dancer

Prancer

Vixen

Comet

Cupid

Donner

Blitz

Rudolph

Santa

There are 2 sets,
one that includes
differentiation
shown here.



[Click Here to read more!!](#)

I realize there will be some students out there unable to do cutting activities. I have a blog post with ways to complete activities without a pair of scissors!!