

Special Ed

THE STORY OF RUBY BRIDGES

LITERACY UNIT



BLACK HISTORY MONTH



Special Needs for Special Kids

ALSO INCLUDES GOOGLE SLIDES



These literacy units are something I created and started using in my classroom. I had students with significant challenges and most were **non-readers**. This is a great way to expose all students to some great books.

Black History Month:

The Story of Ruby Bridges Literacy Unit for Special Education

By
Christa Joy
Special Needs for Special Kids



Table of Contents

Worksheet pages	Title
4-5	Story Board
6-9	Circle map on Ruby Bridges
10-12	Circle map on perseverance
13-14	Word map: segregated
15	Word map: forgiveness
16-19	Sequence main events
20-22	Writing prompt: I can do tough things
23-24	Terms of Use

In a separate files you will find:

- Activities in BW
- Link and directions for digital activities (including the book read aloud)

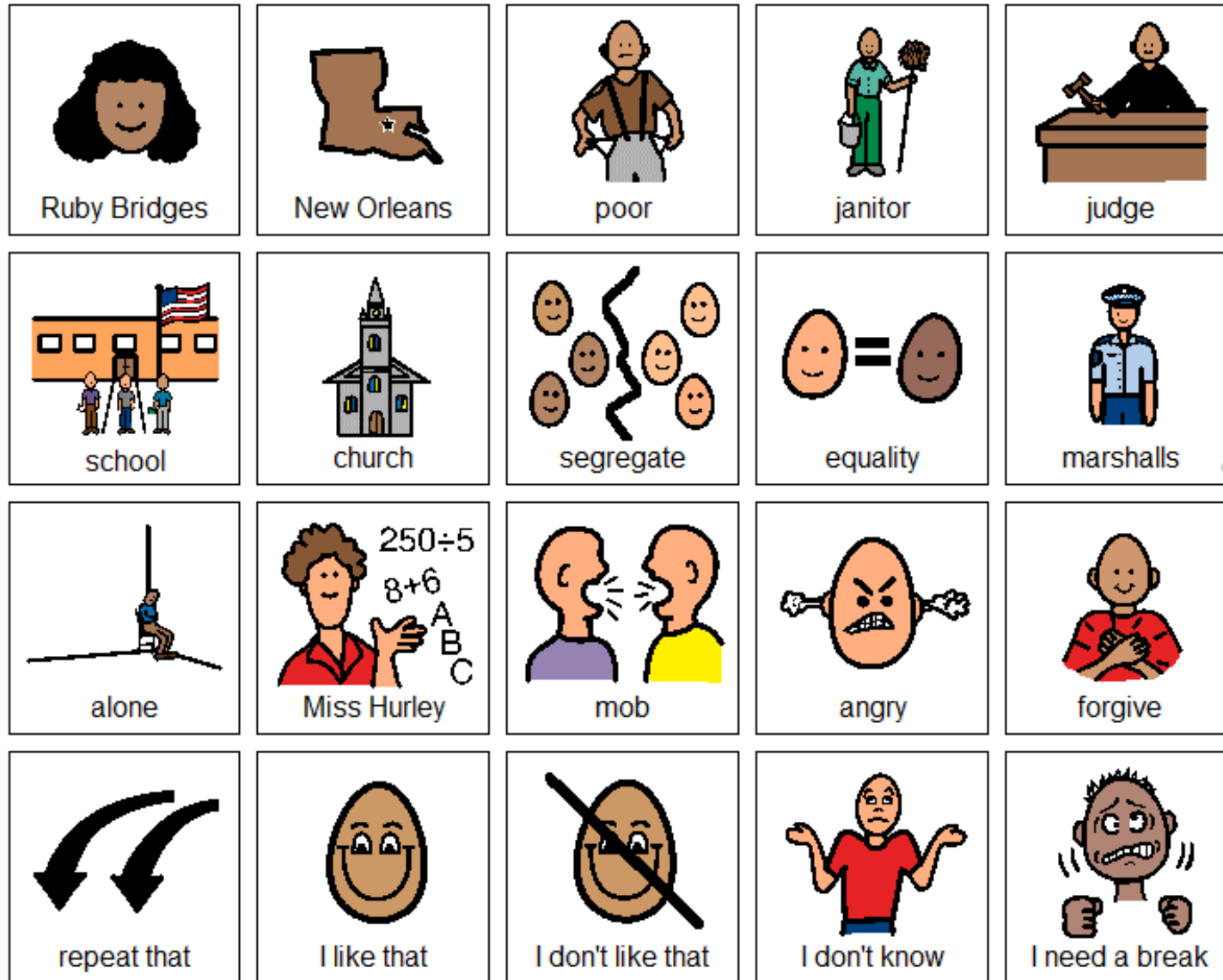
This unit has **35 pages plus 12 google slides**. There are 6 activities to go with this book to last a full week of instruction.

There are 2 separate files, one with activities in color and one in black and white.

This unit comes with a storyboard.

Storyboards are great for ALL students to assist with participation and engagement in group discussions.


Tips on how to use in the unit!!



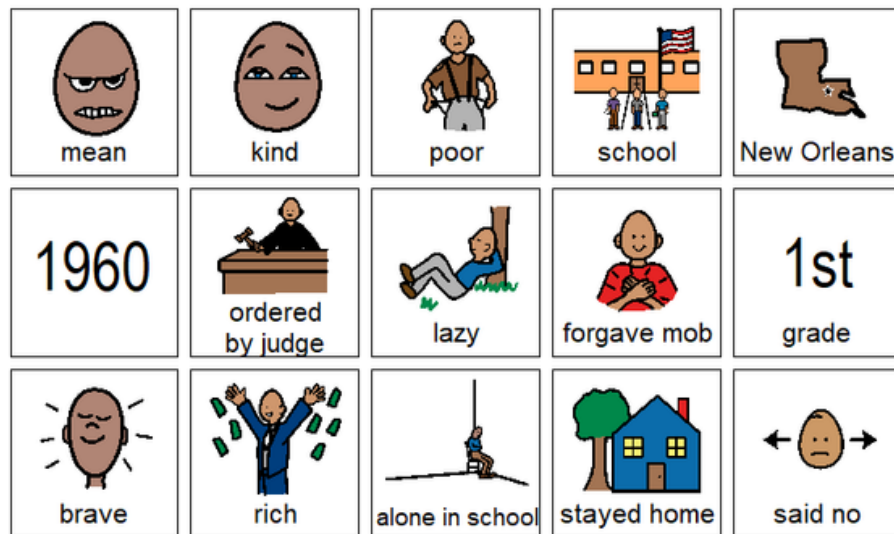
Who was Ruby Bridges?

Errorless version

Place the following pictures in the circle map on the previous page to show who Ruby Bridges was.




Place the following pictures in the circle map on the previous page **ONLY IF** it shows who Ruby Bridges was.



Christa Joy, Special Needs for Special Kids
The Picture Communication Symbols ©1981-2018 by Tobii Dynavox. All Rights Reserved. Used with permission. Boardmaker® is a trademark of Tobii Dynavox.

There is a circle map about Ruby Bridges. There is an option that only has correct answers and one that has wrong answers mixed in.



Ruby had a lot of perseverance keep going to school every day past the mob and to an empty classroom. What does perseverance look like?




Errorless version

Place the pictures in the circle map on previous page showing what perseverance looks like.




Place the pictures in the circle map on previous page **ONLY IF** you think it describes perseverance.

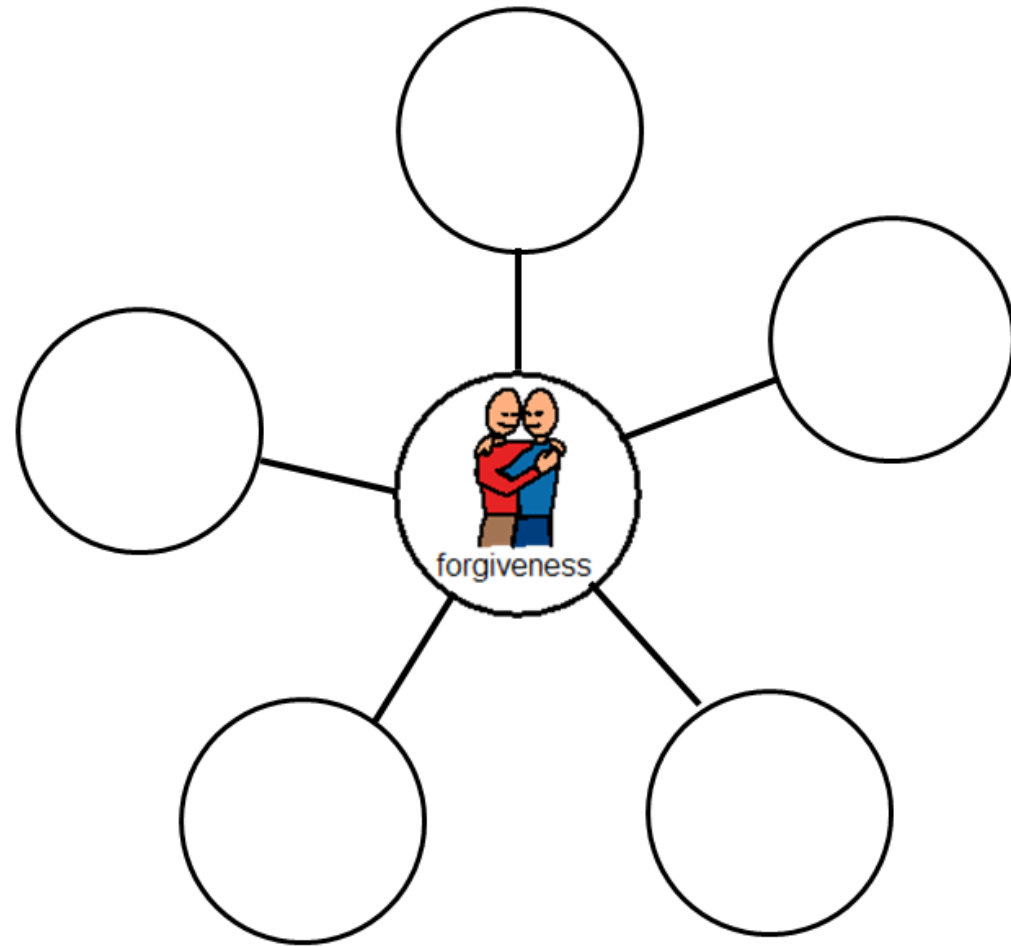


ChristaJoy, Special Needs for Spec
The Picture Communication Symbols ©1981-2019 by Tobin
Worldwide. Used with permission. Boardmaker® is a trademark

There is a circle map about perseverance. There is an option that only has correct answers and one that has wrong answers mixed in.

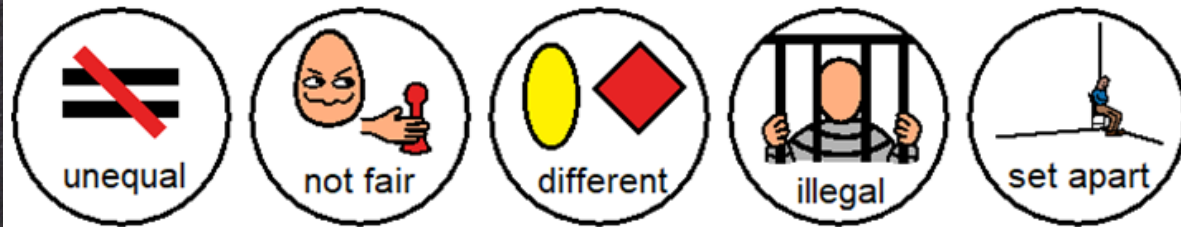
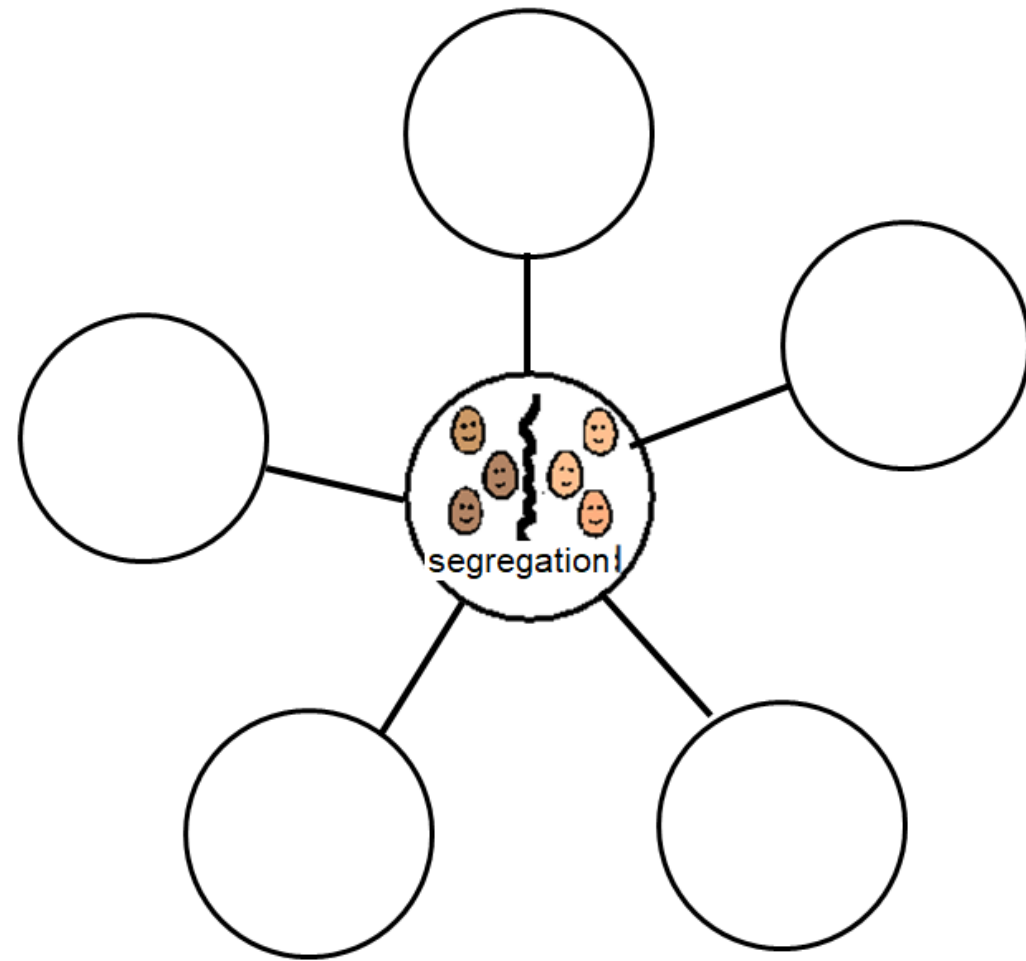


What is true forgiveness?



Students will complete a thinking map on what true forgiveness means. This is an errorless activity.

What does segregation mean?



Students will complete a thinking map on what segregation means. This is an errorless activity.

Put the events from Ruby's life in the correct order.

--	--	--	--	--	--	--

1957 1960



Put the events from Ruby's life in the correct order.

The P
W

--	--	--	--	--	--	--

1957 1960



Students will sequence some of the main events from Ruby's childhood. There is a color-coded version included for students who need more support.

I can do tough things

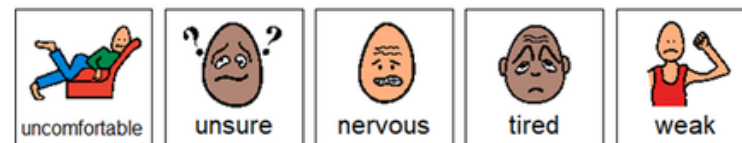

Not everything is easy. Some things are .

But I am and can do tough things.

It is not always easy to , but it is important.

Even when I feel I can still do the right thing.

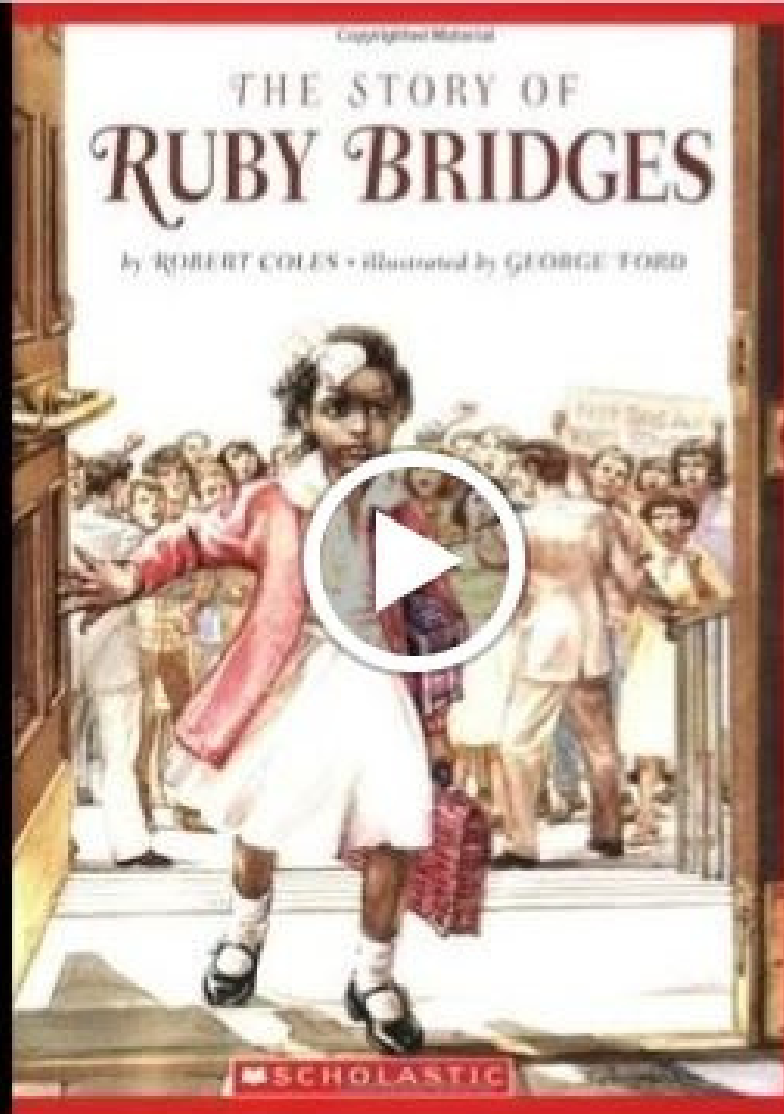
I can be like Ruby and be .



Students will write a story about doing tough things. This is an errorless activity.



Listen to the
Story of Ruby
Bridges read
aloud



*There is a video of the
book read aloud. This is
a video from YouTube.*



I can do tough things

Not everything is easy. Some things are .

But I am and can do tough things.

It is not always easy to , but it is important.

Even when I feel I can still do the right thing.

I can be like Ruby and be .

Choose a word to finish each sentence.

 tough	 hard	 scary	 exhausting	 worrisome
 brave	 strong	 great	 smart	 g
 speak out	 stand up	 tell the truth	 be brave	 weak
 uncomfortable	 unsure	 nervous	 tired	 weak
 strong	 forgiving	 brave	 important	 special



There are digital versions of the activities included. Students click and drag the answers.



1957

1960

Place the main events from Ruby Bridge's life in the correct order.



There are 2 sets, one that includes differentiation shown here.



I realize there will be some students out there unable to do cutting activities. I have a blog post with ways to complete activities without a pair of scissors!!

[Click Here to read more!!](#)