

REVOLUTIONARY WAR ON WEDNESDAY MAGIC TREE HOUSE #22



11 activities

20 questions



Special Needs for Special Kids



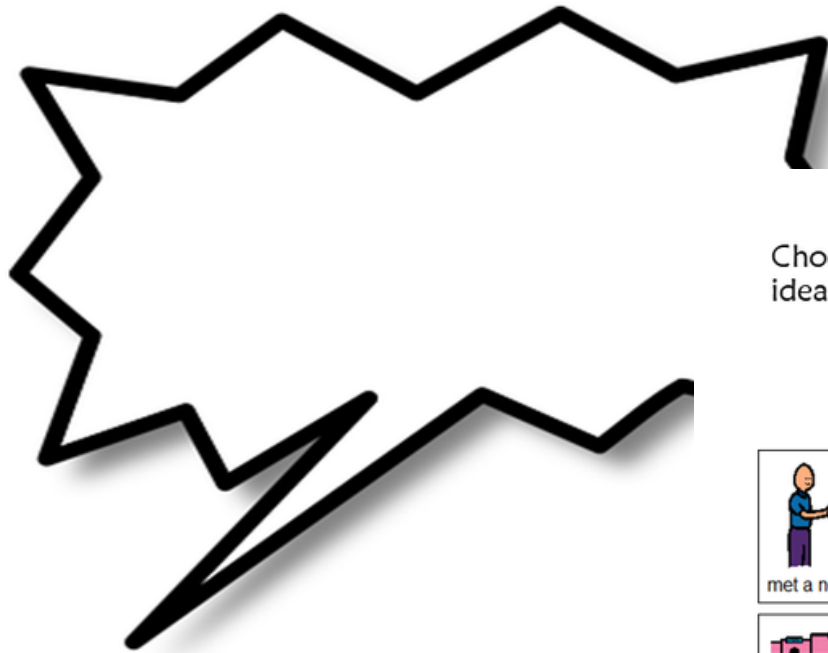
These novel units are something I created and started using in my classroom. I had students with significant challenges and most were **non-readers** (like my little guy). They were the best thing I ever did, and my students LOVED them.

Table of Contents

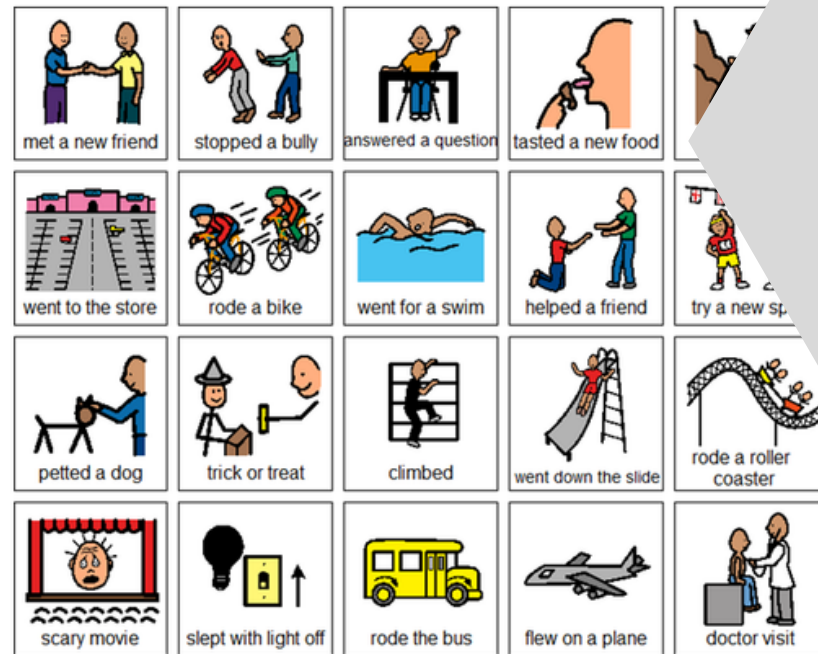
Worksheet pages	Title	Chapter
4	Suggestions for use	
5	Story board	
6	Title and Author	
7-9	Things you can send	1
10-12	Things to wear to stay warm	2
13-14	I miss you	3
15-16	Things that take courage	4
17-19	Facts about George Washington	5
20	Color in the map	6
21	What is a regret?	7
22-24	What does perseverance look like?	8
25-27	Things that make light	9
28-29	Facts about the Revolutionary War	10
30-31	My trip in the magic tree house	10
32-34	Other novel units available	
35-36	Terms of use	

This novel unit has **11 different activities**. There is an activity for each chapter that is NOT comprehension based. So, even if your students do not pay attention, they can still complete the activity.

Washington tells the soldiers they will need a lot of courage. Have you ever done anything that required a lot of courage? Draw or use the pictures to show some things you have done that took courage.



Choose from the below or use to brainstorm their own ideas of things that take courage.



For example, Washington tells the soldiers they will need a lot of courage. Here, students will show things that they think would take courage.

Suggestions for Use

- I made this unit to go along with the book, *Revolutionary War on Wednesday* that you would be reading it aloud to your class at a rate of about 1 chapter per day.
- Be sure to give each student their own copy of the story board (pg. 5) to use while reading and discussing the story.
- Benefits of reading out loud, even to classes made up of severely affected students:
 - Teaches students to sit quietly even when there isn't something for them to do. This is such an important life skill. We all have to spend time sitting and listening to someone we are not that interested in at some point.
 - Parents will LOVE you. Not only will they be excited their child is being exposed to age appropriate material, but you are teaching them how to sit quietly, which will hopefully transfer to home as well.
 - Even with your lowest level learners, you will have 1 or 2 that will truly enjoy the story.
 - It can be a calming experience to sit and listen to the teacher read in a methodical way.
- For students who need more structure, place the number of post-it notes in front of him/her that corresponds to the number of pages you intend to read. Remove a post-it as you finish each page. The visual will help lessen their anxiety.
- You will find 1 activity for each chapter. You will still have plenty to choose from and find those that fit best with your students.
- Differentiation:
 - For any activity, you can quickly differentiate for your lower level learners by using a color coding technique.
 - If sorting, outline each sorting category a certain color and then outline the corresponding pictures the same color.
 - Becomes a matching task.
- This unit includes 20 comprehension questions. There is a chart to show which chapter each question comes from. Each questions is a multiple-choice questions with three answer choices that uses pictures. (*This is a separate pdf.*)
- An answer key is included.

Suggestions on how I found this activity worked best in my classroom are provided. I typically had 6-8 students in grades K-5 with one adult assistant in the room with me.


Color version

Revolutionary War on Wednesday

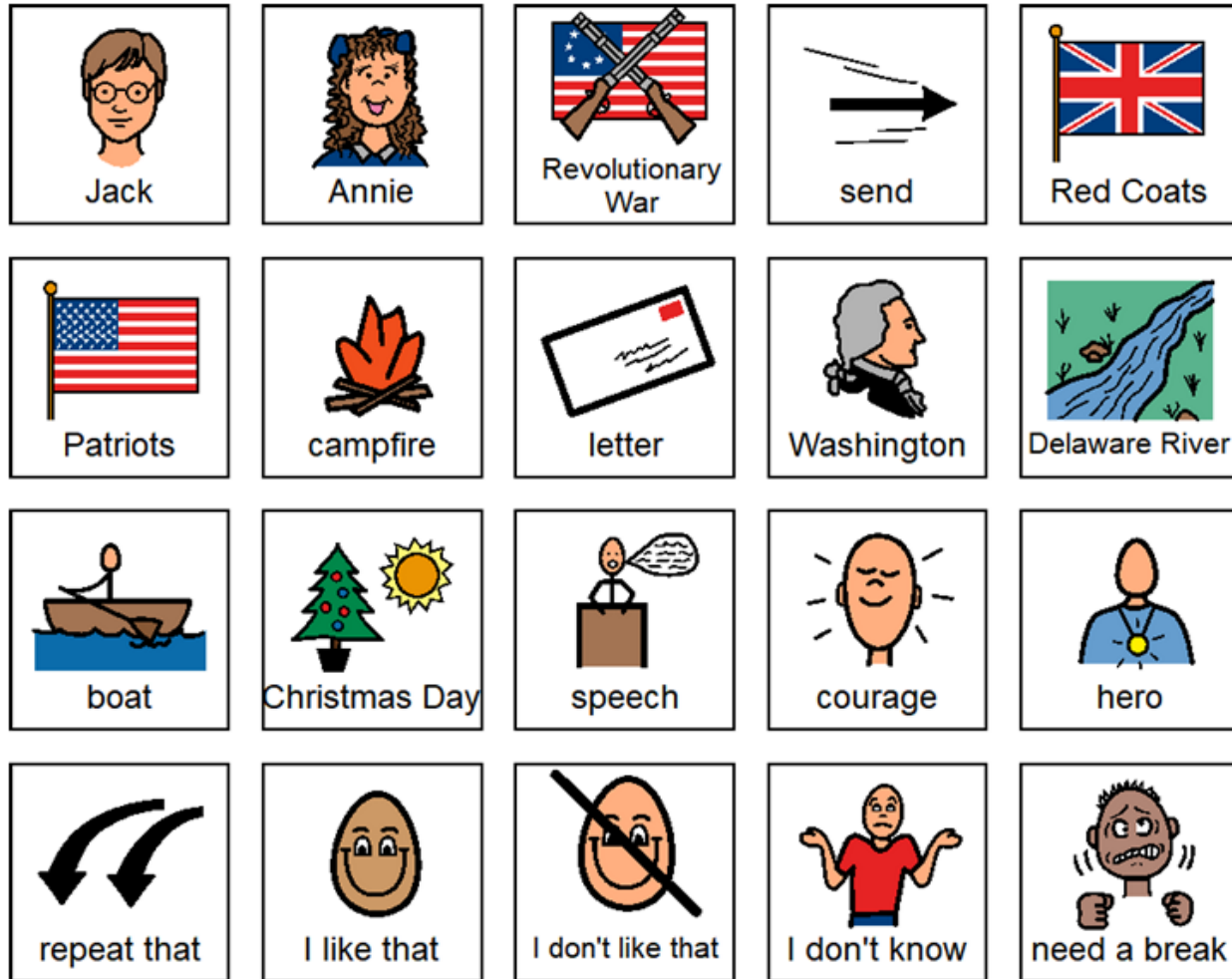
Magic Tree House #18

for Special Education

By
Christa Joy
Special Needs for Special Kids



This entire novel unit comes in 2 separate files. One is completely in color and one is completely in black and white.



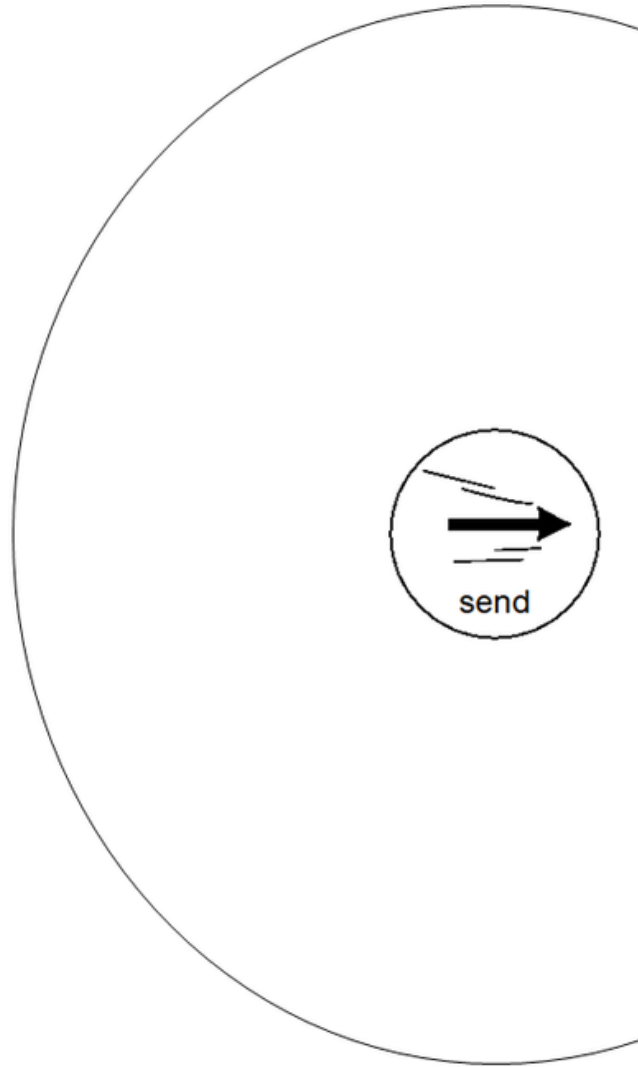
Story Board : to use in group discussions. Laminate and use for each student.

This unit comes with a vocabulary board.

Vocabulary boards are great for ALL students to assist with participation and engagement in group discussions.

Tips on how to use in the unit!!

What are some things you can send?



Cut out pictures and glue in circle map on previous page showing things you can send.



Cut out pictures and glue in circle map on previous page **ONLY** IF they are things you could send.



There is a circle map what has 2 options:

An errorless option with only correct answers

An option that has wrong answers mixed in students will need to set aside.

George Washington Fact Sheet



Washington was born on February 22, 1732 in Virginia.



Washington grew up on a farm.



Washington married a woman named Martha.



Washington was the **1st President of the United States**.



Washington led the Continental army and became a hero.



Washington was known as an honest man



Washington is known as the "Father of Our Country"



You can see Washington's image at Mount Rushmore.

Christa Joy, Special Needs for Special Kids

The Picture Communication Symbols
Worldwide. Used with permission

CH 5

George Washington



I was born on February 22, 1732 in Virginia.



I grew up on a farm.



I married a woman named Martha.



I led the Continental army and became a hero.



I was the 1st President of the United States



You can see my image at Mount Rushmore



I am known as the "Father of Our Country"

Christa Joy, Special Needs for Special Kids

by Tobii Dynavox. All Rights Reserved
® is a trademark of Tobii Dynavox

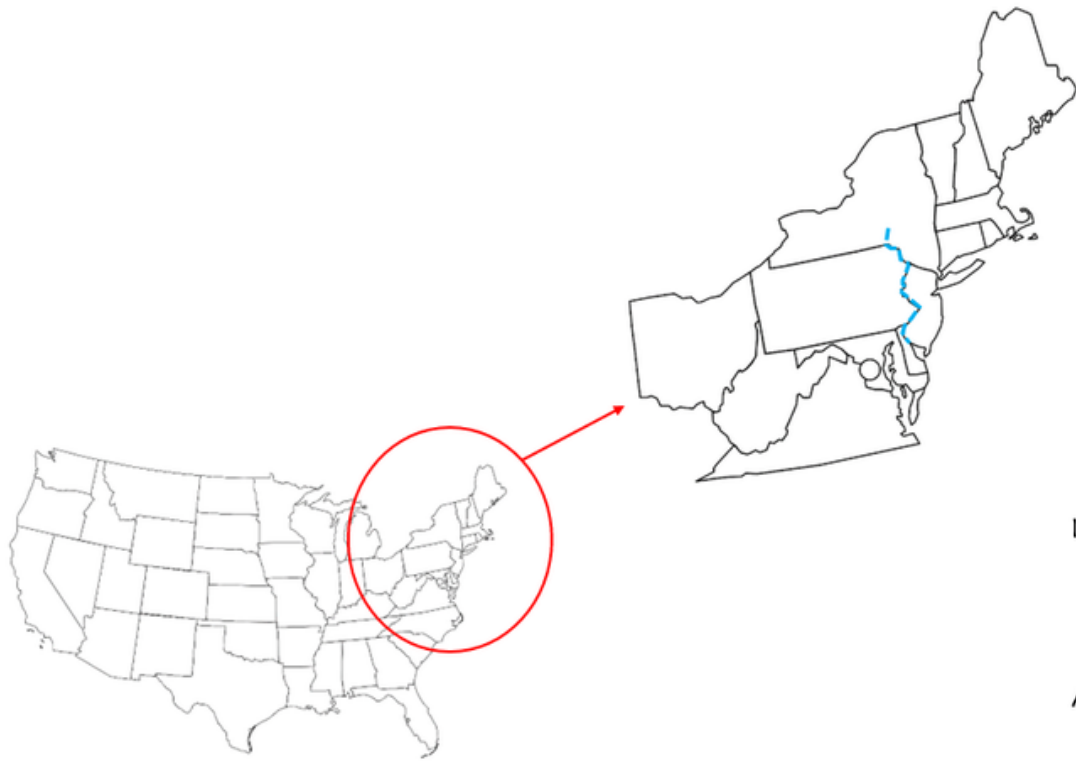
18

There are matching activities. You can quickly differentiate these activities with some color-coding.

Place the image with the correct fact on the previous pages.



- 1. Color in the state of Pennsylvania.
- 2. Trace the Delaware River in blue.



What is a regret?

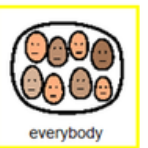

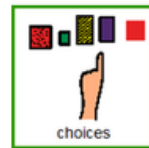
I regret is something you you had done.

A regret can make you feel .

A regret can help you makes better .

has regrets.

But, we can all from them.



There are lots of activities to choose from so you can pick the best ones for your students, or do them all!!

My trip in the magic treehouse

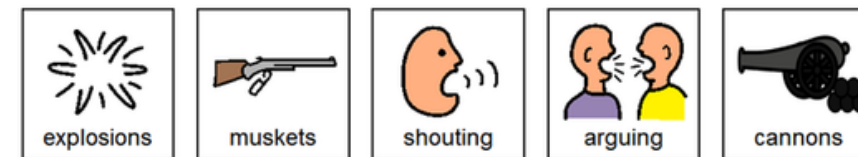

I looked in a book about and made a wish.

We landed in the middle of a .

I saw lots of out the window.


I could hear from the tree house.

When it was time to go back home, I felt .




All of the Magic Tree House units end with a writing prompt. These are errorless activities. Students will write a story about their trip in the treehouse. Different pictures are used for each novel.



1. What was on the cover of the book?




2. How was the weather when the tree house landed?



3. What color did the British soldiers wear?




4. What were the soldiers sitting around?



5. Were the soldiers Patriots or Red Coats?



6. What did the Captain say he had been doing before Jack and Annie arrived?




7. Where were the soldiers putting the horses and cannons?




8. What did the Commander in Chief say the soldiers had to have?



9. Who was the Commander in Chief?



10. What did the Captain give Jack to send for him?



Finally, this unit does come with 20 comprehension questions.

There is a guide that references which chapter each question came from.

Answer key included!!