

Special Ed

What to do at Recess a Social Story



Special Needs for Special Kids



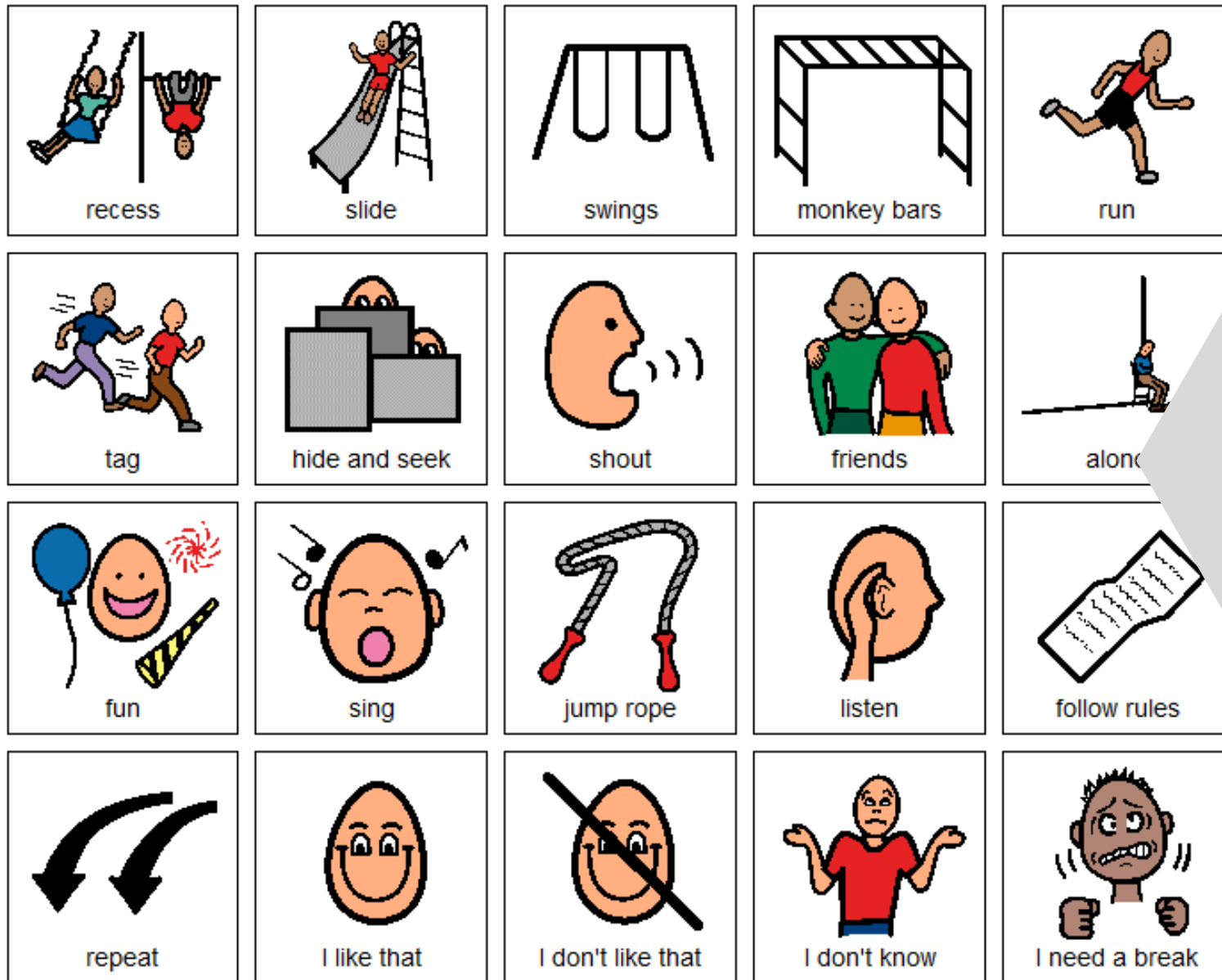
This unit was created with this guy in mind. He is in a class with multiple grade levels and multiple abilities. He loves to go outside but has really no idea what to do with the playground equipment or how to interact with the other kids.

Table of Contents

Pages	Activity
4-15	What do I do at recess? story with photos
16-18	Vocabulary Board
19-26	What do I do at recess? booklet
27-30	What would you do in this situation?
31-34	Writing prompt
35-36	Terms of Use

This social story is great for back to school. It gives you a way to start the conversation inside with less distractions.

The activities help students generalize the information and helps you assess their comprehension.



There is a vocabulary board with this unit. This is a great way to encourage ALL students to participate in conversations and stay engaged during activities.

Recess is a time I usually get to go outside. I may walk and run around once we get to the playground.



I may play by myself. Playing alone




There is a book with engaging photos and simple text. When used with the vocabulary board, this will lead to great discussions.

In each example below, circle the picture that shows the student who looks like they are following the rules on the playground and being safe.

1.



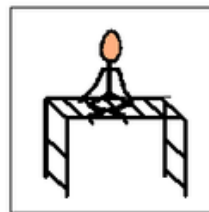
2.



3.



In each example below, circle the picture that shows the student who looks like they are following the rules on the playground and being safe.



6.

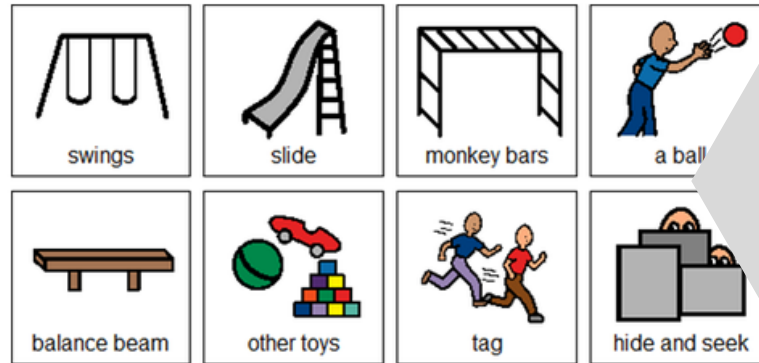


Next, students will look at 2 pictures and circle the one where students are playing safely. Again, use the vocabulary board to dive deeper and talk more about the situations shown.


Today, at recess, I want to:

Today, at recess, I will play:

Activity choices:




Question 2 choices:





This writing prompt will help you discover what your students like doing best on the playground. You can laminate it and add Velcro for a daily activity to complete prior to recess.

On most school days, I go to recess.



If the weather is nice, I will get to go outside to play for recess.



If it is raining, we may have recess inside.



When I go outside, it is time to run and play.



Finally, there is a black and white booklet students can take home to review with parents. This repetition will help students internalize the material and make it more likely they will remember it when on the playground.



I realize there will be some students out there unable to do cutting activities. I have a blog post with ways to complete activities without a pair of scissors!!

[Click Here to read more!!](#)



HOW TO TEACH RECESS

Free
activity

I have a blog post where I talk about some strategies I used to help my students better navigate the playground.

[Click Here to read more!!](#)