

RADIANT CHILD (FOR SPECIAL ED)

2017

Caldecott Medal Winner



Special Needs for Special Kids





These literacy units are something I created and started using in my classroom. I had students with significant challenges and most were **non-readers**. This is a great way to expose all students to some great books.

Radiant Child Literacy Unit for Special Education

By
Christa Joy
Special Needs for Special Kids



Table of Contents


Worksheet pages	Title
4-5	Story Board
6-9	Circle map
10-11	Radiant word map
12-13	Sequence main events
14-16	Famous/Not famous sorting
17	Color by number
18-20	Writing prompt
21-22	Terms of Use

In a separate files you will find:

- Activities in BW
- Link and directions for digital activities (including the book read aloud)

This unit has **29 pages plus 12 google slides**. There are 6 activities to go with this book as well as a storyboard to use for group discussions.

There are 2 sets of activities, one in color and one in black and white.




Christa Lev, Special Needs for Special Kids

This unit comes with a storyboard.

Storyboards are great for ALL students to assist with participation and engagement in group discussions.

Tips on how to use in the unit!!

What is art?



Errorless version
Cut apart pictures and place in circle map about showing things about art.



Cut apart pictures and place in circle map **ONLY IF** you think they are about art.

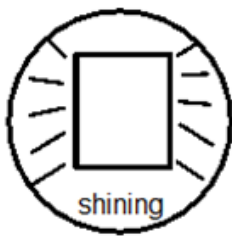
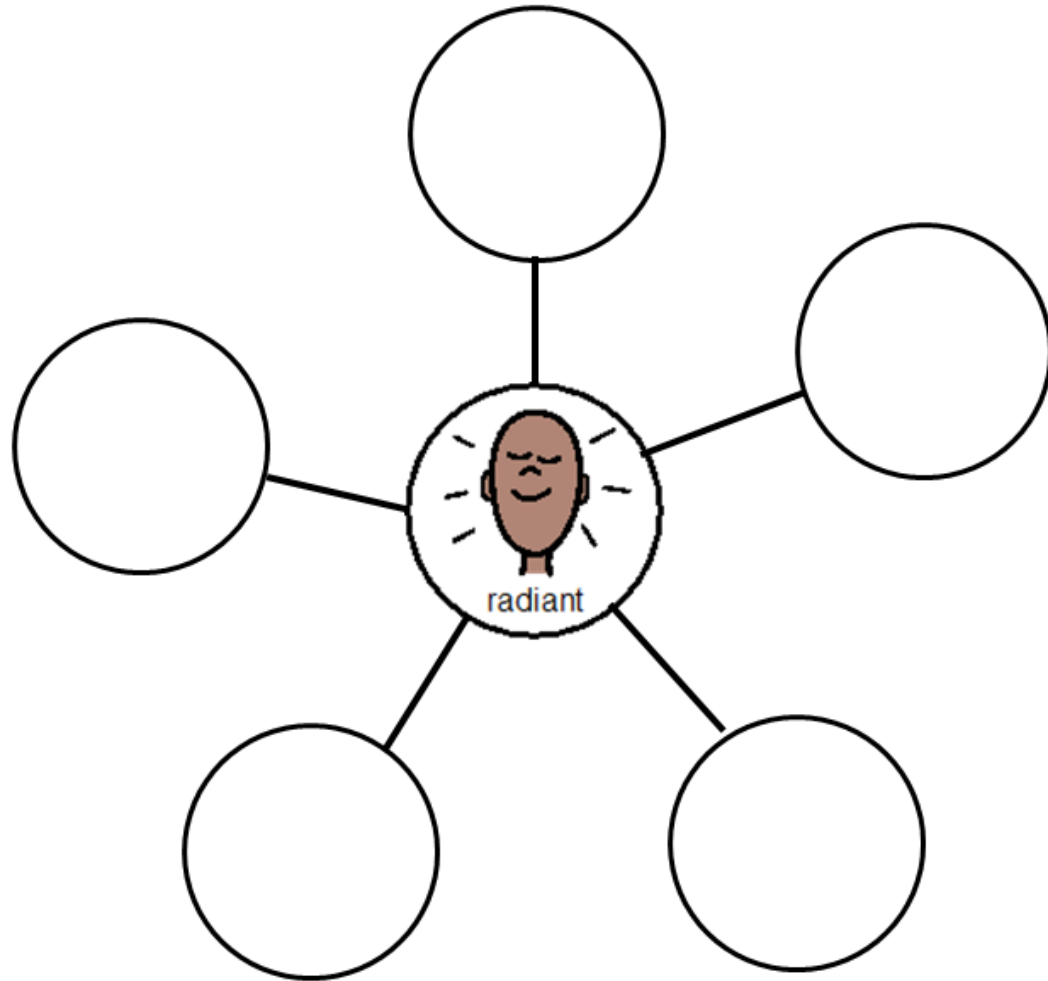


There is a circle map. It comes with 2 choices:

An errorless option with only correct answers

An option that has wrong answers mixed in students will need to set aside.


What does radiant mean?




There is a word map where students identify synonyms for radiant.


This is an errorless activity.

Jean-Michel believes he will be famous someday. Look at the people on the next page. Decide if you think they are famous or not.


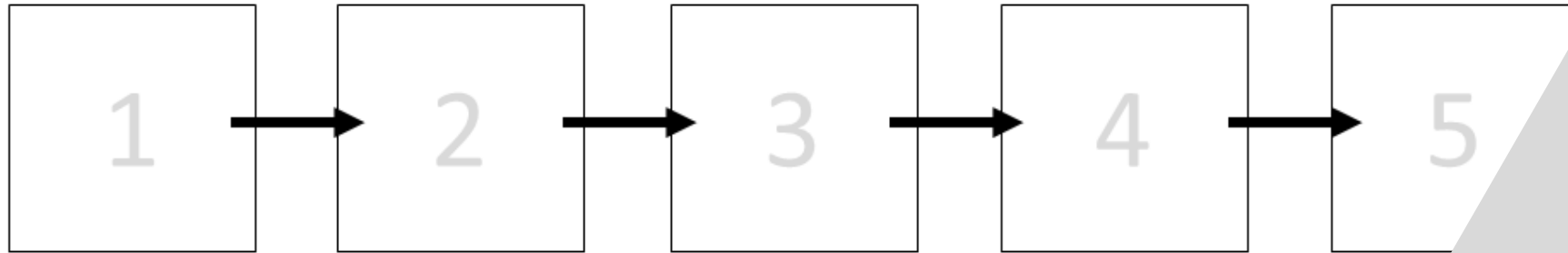


 Big Bad Wolf	 sister	 parents	 Santa Claus	 president
 Washington	 me	 Red Riding Hood	 Billy	 bus driver
 dentist	 Einstein	 Sue	 Neil Armstrong	 janitor
 Prime Minister	 teacher	 Captain Cook	 brother	 Queen Elizabeth


There is a sorting activity looking at characters who and are not famous.



Put the events in the order they happened in the story.



There is a sequencing activity to put the main events from the story in order.



Color the picture below following the numbers.

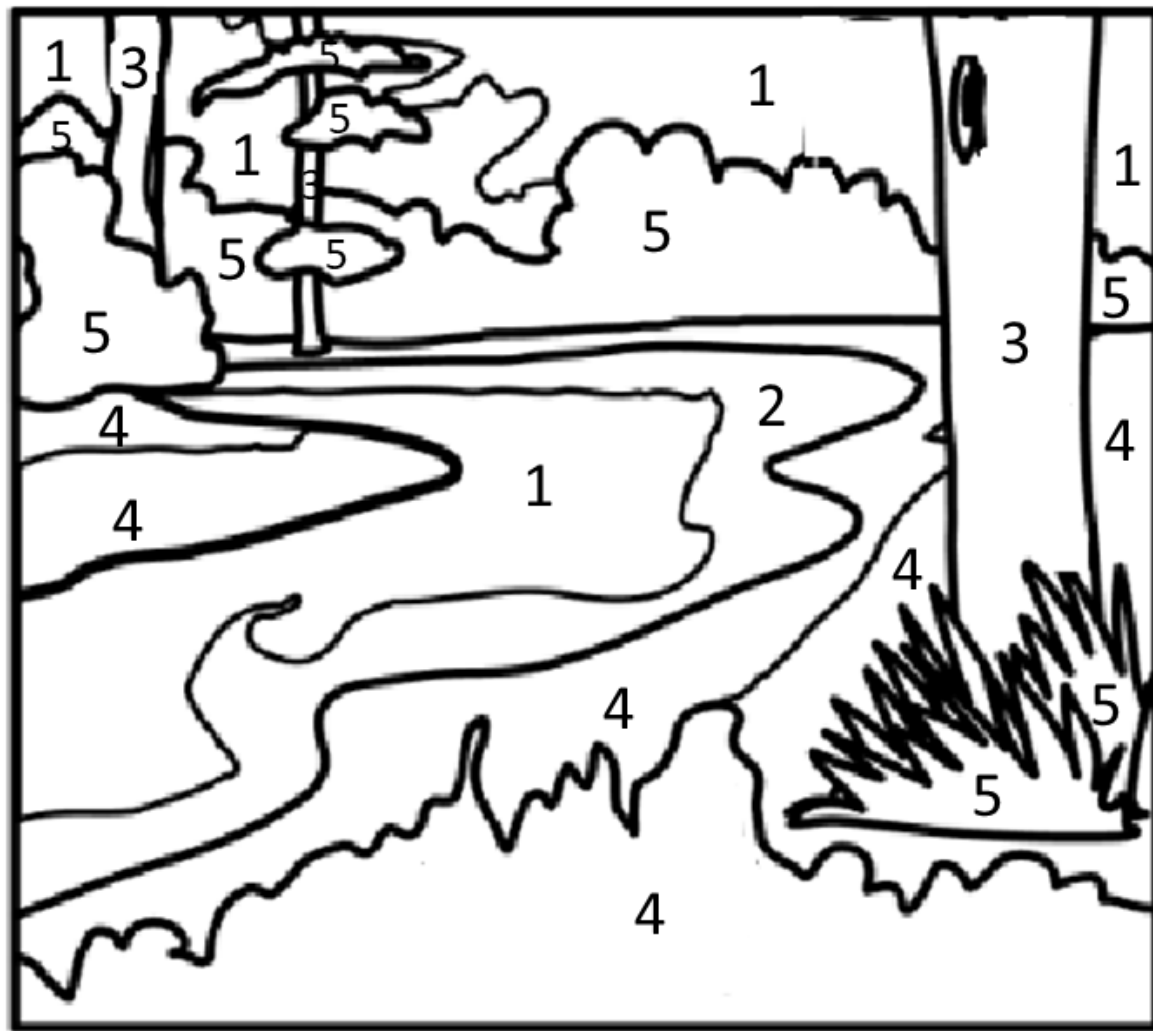
1= light blue

2= dark blue

3= brown

4= light green

5= dark green



There is color by number activity. Just for fun.

I can be famous




I can be famous someday. I am a person.

I am good at .

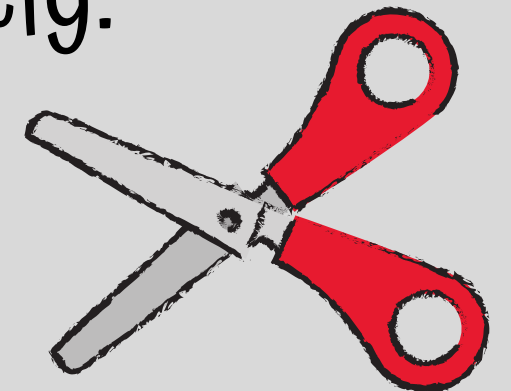
I like to help people .

What makes me special is my .

I know I can be famous and make a difference in .

There is a writing prompt for students to complete. This is an errorless activity that allows students to write a story independently.



Listen the
book Radiant
Child read
aloud



There is a video from
YouTube of the book
read aloud included in
the set of google slides.

I can be famous

I can be famous someday. I am a person.

I am good at .

I like to help people .

What makes me special is my .

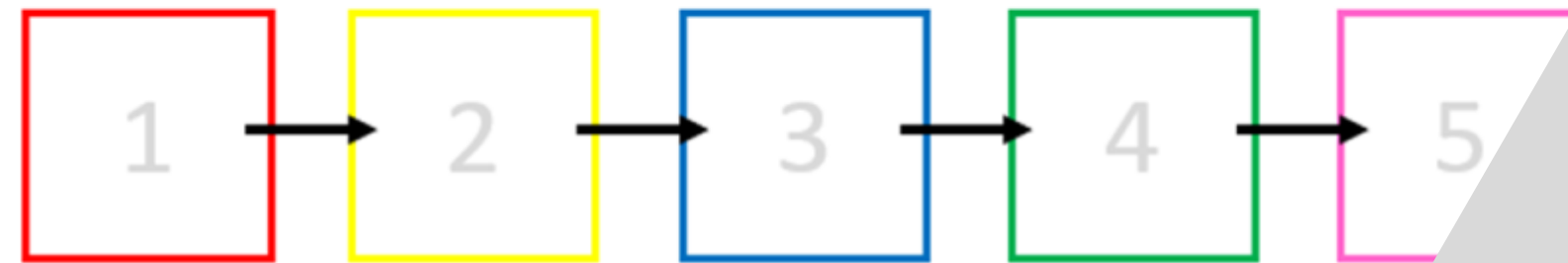
I know I can be famous and make a difference in .




Choose a word to finish each sentence

 great	 funny	 special	 strong	 loving
 school	 sports	 music	 helping others	 video
 explore	 exercise	 cook	 read	
 my laugh	 singing	 how I listen	 how I share	 how
 the world	 my school	 my class	 my family	 my neighborhood

There are digital versions of the activities included. Students click and drag the answers.



Place the pictures in the correct order that they happened in the story.



There are 2 sets, one that includes differentiation shown here.



I realize there will be some students out there unable to do cutting activities. I have a blog post with ways to complete activities without a pair of scissors!!

[Click Here to read more!!](#)