

PUMPKIN SOUP

Special Ed

LITERACY UNIT



Special Needs for Special Kids

ALSO INCLUDES GOOGLE SLIDES



These literacy units are something I created and started using in my classroom. I had students with significant challenges and most were **non-readers**. This is a great way to expose all students to some great books.

Pumpkin Soup

Literacy Unit for Special Education

By

Christa Joy

Special Needs for Special Kids



Table of Contents

Worksheet pages	Title
4-6	Story Board
7-12	Circle map: Things you eat with a spoon
13-15	Word map: cooperation
16-20	Matching the job to the character
21-24	Sort cooking utensils and tools
25-28	Writing prompt: I love soup
29-37	Pumpkin Soup Recipe
38-39	Terms of Use

In a separate file, there are directions and links to digital versions of these activities.

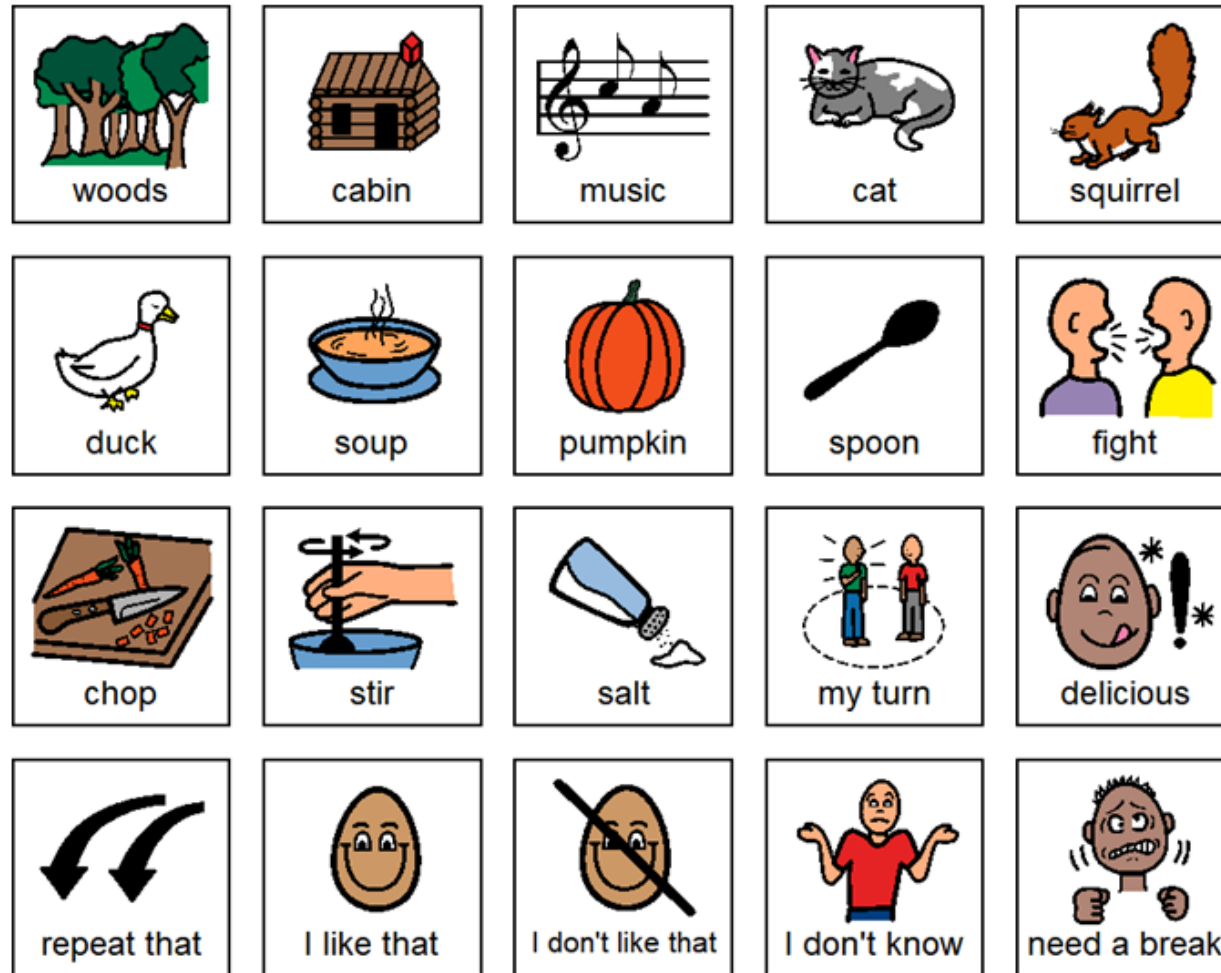
This unit has 5 activities to go with plus a picture recipe for pumpkin soup this book to last a full week of instruction.

There are 2 separate files, one in color and one in black and white.

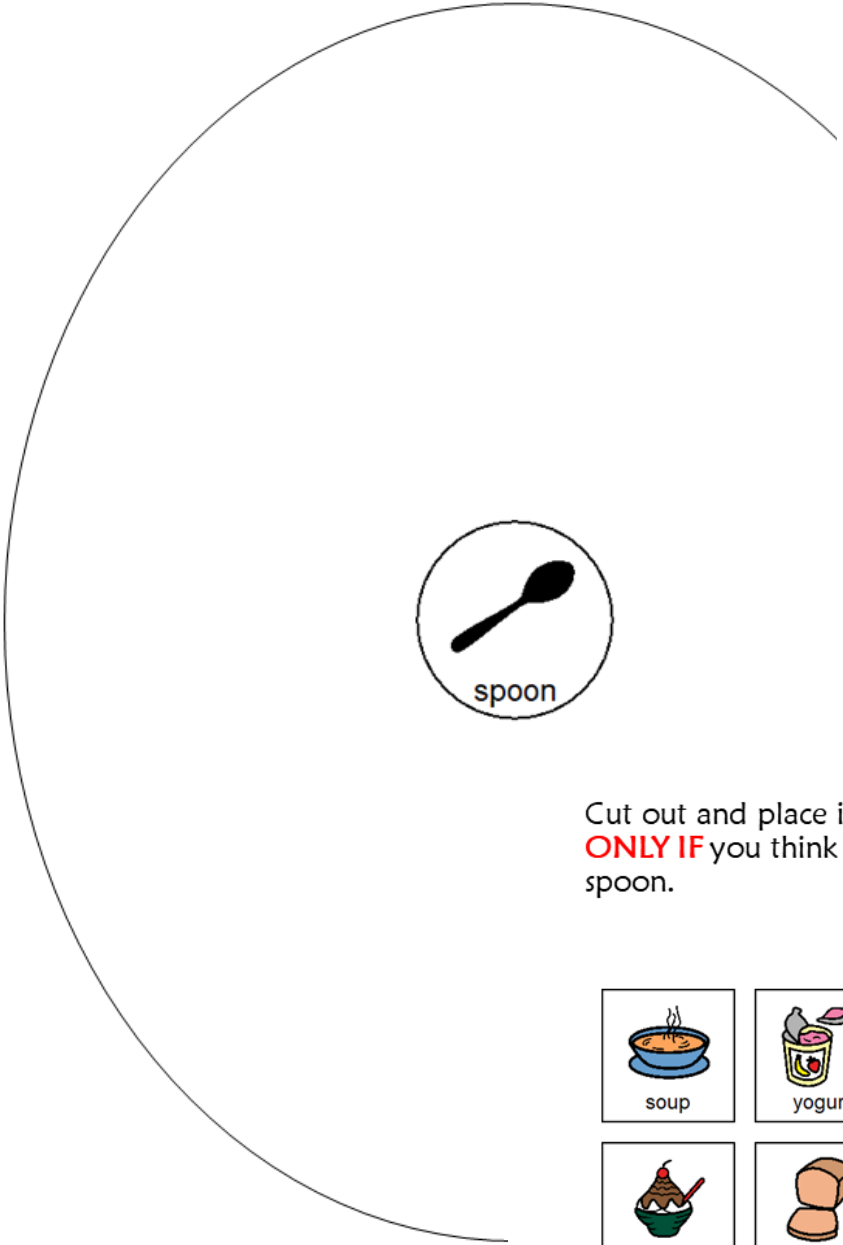
This unit comes with a storyboard.

Storyboards are great for ALL students to assist with participation and engagement in group discussions.

Tips on how to use in the unit!!




Complete the circle map with things you should eat with a spoon.




Cut out and place in the circle map on the previous page about things you should eat with a spoon.

Errorless version




Cut out and place in the circle map on previous page **ONLY IF** you think they are foods you should eat with a spoon.

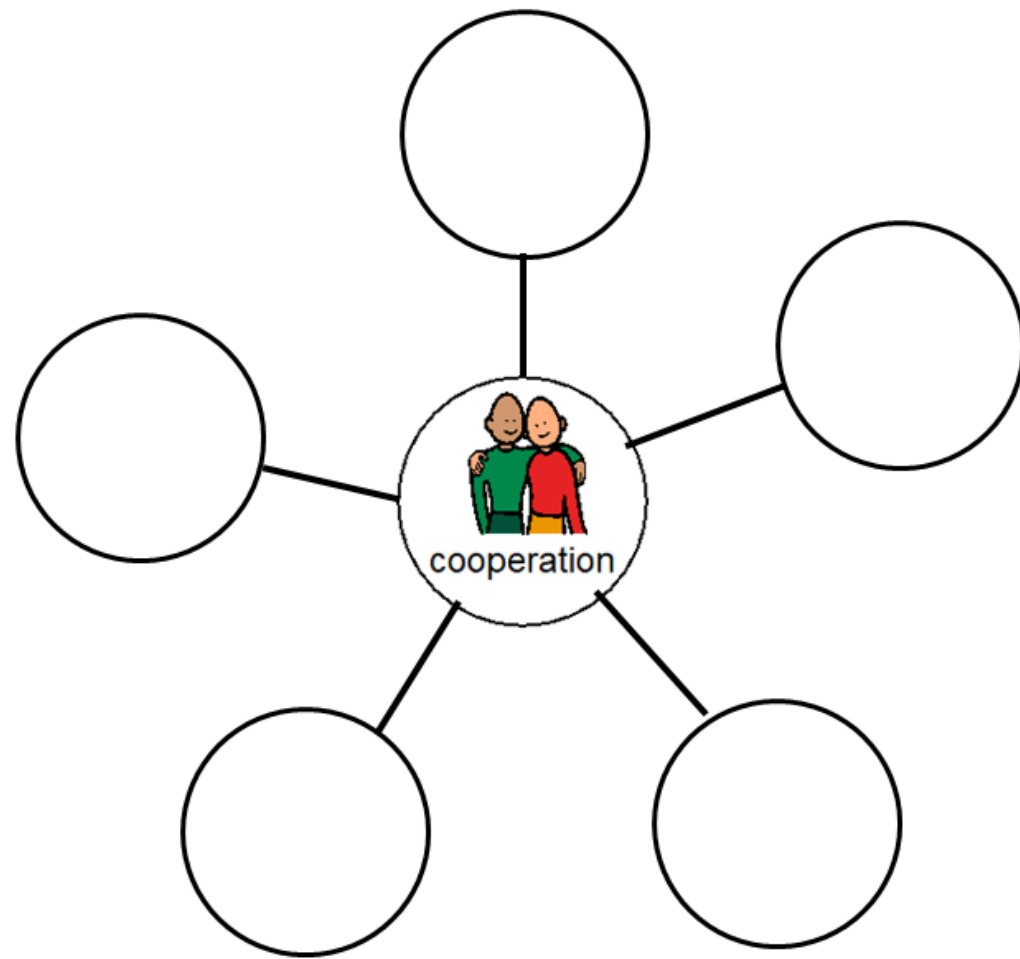


ChristaJoy, Speci
The Picture Communication Symbols ©1
Worldwide. Used with permission. B

There is a circle map with things you eat with a spoon. There is an option that only has correct answers and one that has wrong answers mixed in.




What does cooperation mean?



Christa Joy, Special Needs for Special Kids
The Picture Communication Symbols ©1981–2018 by Tobii Dynavox. All Rights Reserved
Worldwide. Used with permission. Boardmaker® is a trademark of Tobii Dynavox

There is a word map on what cooperation means. This is an errorless activity.












Match the picture of the person responsible for each task from the book.


 pumpkin	 salt	 water
 bagpipe	 banjo	 sing
 embroidery	 stitched	 feathers

Match with the jobs on the previous page.


Christa Jc
The Picture Communication Syrn
Worldwide. Used with permi

 cat	 cat	 cat
 squirrel	 squirrel	 squirrel
 duck	 duck	 duck

Students will match what job each character has in the story. Suggestions for differentiation are included.




What are some things you think cat, duck, and squirrel would use you for cooking or it is a tool



spatula	blender	saw	can opener
screwdriver	hammer	measuring cup	wrench
tape measure	measuring spoons	whisk	band saw
cutting board	axe	rake	mixer

© 2012 by Tobii Dynavox. All Rights Reserved
Sort Boardmaker® is a trademark of Tobii Dynavox

Students will sort things that are cooking utensils and things that are tools. Suggestions for differentiation are included.



I love soup

I love soup.





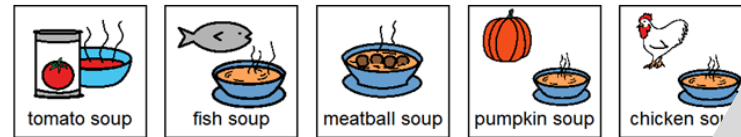
I like to put in my soup.

Sometimes, my mom makes a to have with soup.

Soup is great for .


They even serve soup at school.

Christa Joy, Special Needs for Special Kids The Picture Communication Symbols ©1981-2019 by Tobii Dynavox. All Rights Reserved Worldwide. Used with permission. Boardmaker® is a trademark of Tobii Dynavox



Christa Joy, Special Needs for Special Kids The Picture Communication Symbols ©1981-2019 by Tobii Dynavox. All Rights Reserved Worldwide. Used with permission. Boardmaker® is a trademark of Tobii Dynavox

There is a writing prompt. Students will write a story about what they like about soup. This is an errorless activity.



Pumpkin Soup



- Preparation
 - Print out ingredient labels and affix to ingredients prior to lesson
 - Depending on the learning level of your students you can either pre-measure the ingredients, so they are just dumping in what is in the containers, **or**
 - Allow your students to measure out the correct amount (good for older students especially)
 - Review and address any food allergies
 - Depending on learning style of your students, either print a class copy of the recipe directions or make a copy for each student
 - For students that are visually overwhelmed, cut apart the recipe and mount each step on a separate index card*
 - You will need a blender and access to the stove

- Pre-cook
 - You will want to precook 2 small sugar pumpkins.
 - Slice pumpkins in half, removed seeds and brush with olive oil.
 - Cook them face down at 350 degrees for 45-50 minutes.
 - Bring cooled pump

- Directions
 - As a class make pt























Christa Joy
The Picture Communication
Worldwide. Used with p

Ingredient Labels

 pumpkin	 coconut milk
 syrup	 salt
 pepper	 cinnamon

Christa Joy, Special Needs for Special Kids
The Picture Communication Symbols ©1981-2022 by Tobii Dynavox. All Rights Reserved
Worldwide. Used with permission. Boardmaker® is a trademark of Tobii Dynavox

Recipe

	1. Sauté	 1 tablespoon	 oil	<input type="checkbox"/>
		 3 cloves	 garlic	<input type="checkbox"/>
		 1 onions		<input type="checkbox"/>
	2. Add	 2 cups	 broth	<input type="checkbox"/>
		 1 cup	 coconut milk	<input type="checkbox"/>
		 2 tablespoons	 syrup	<input type="checkbox"/>
		 1/4 teaspoon	 salt	<input type="checkbox"/>
		 1/4 teaspoon	 pepper	<input type="checkbox"/>
		 1/4 teaspoon	 cinnamon	<input type="checkbox"/>
		 1/4 teaspoon	 nutmeg	<input type="checkbox"/>

Christa Joy, Special Needs for Special Kids
The Picture Communication Symbols ©1981-2022 by Tobii Dynavox. All Rights Reserved
Worldwide. Used with permission. Boardmaker® is a trademark of Tobii Dynavox

There is a picture
recipe for Pumpkin
Soup.

Listen to
the book
read aloud



There is a video of the book
read aloud. This is a video
from YouTube.



Great for independent centers



Sort pictures into correct columns depending on if you would use for cooking or is a tool. If you are not sure, place it on the middle line.



spatula



blender



saw



can opener



screwdriver



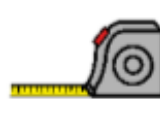
hammer



measuring cup



wrench



tape measure



measuring spoons



whisk



band saw



cutting board



axe



rake



mixer










Christa by, special needs for special kids
©clipartino. All Rights Reserved Worldwide. Used with permission.

There are digital versions of the activities included. Students click and drag the answers.

Perfect for every learning level

Match the picture of the person responsible for each task from the book.

 pumpkin		 salt		 water	
 bagpipe		 banjo		 sing	
 embroidery		 stitched		 feathers	

 cat	 cat	 cat
 squirrel	 squirrel	 squirrel
 duck	 duck	 duck

There are 2 sets, one that includes differentiation shown here.