

Special Ed

THE POLAR EXPRESS



INCLUDES GOOGLE SLIDES
Special Needs for Special Kids



These literacy units are something I created and started using in my classroom. I had students with significant challenges and most were **non-readers**. This is a great way to expose all students to some great books.

Table of Contents

Pages	Activity
4-7	Story board
5-10	Transportation sorting
11-16	Time keeping
17-20	Sequence main events
21-27	Comprehension check
28-41	I lost it social story
42-46	I lost it student booklet
47-61	The arctic
62-67	Arctic circle map
68-69	Terms of Use

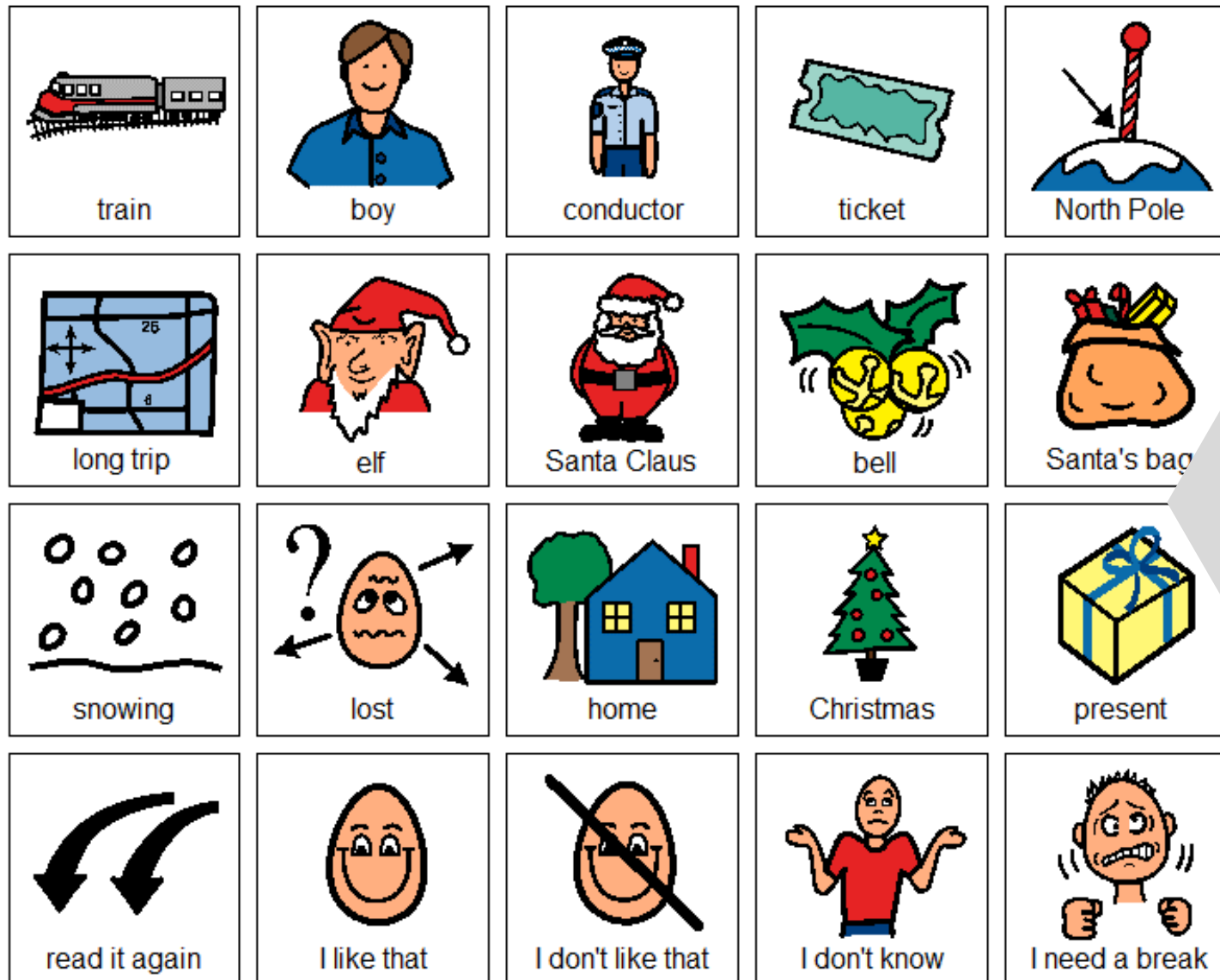
There is a separate file that includes directions for the digital version of these activities.

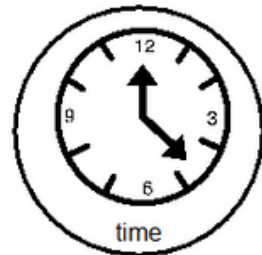

This unit has 6 activities to go with this book to last a full week of instruction.

This unit comes with a storyboard.

Storyboards are great for ALL students to assist with participation and engagement in group discussions.

Tips on how to use in the unit!!

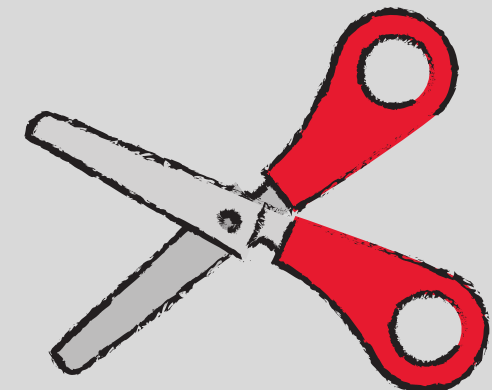


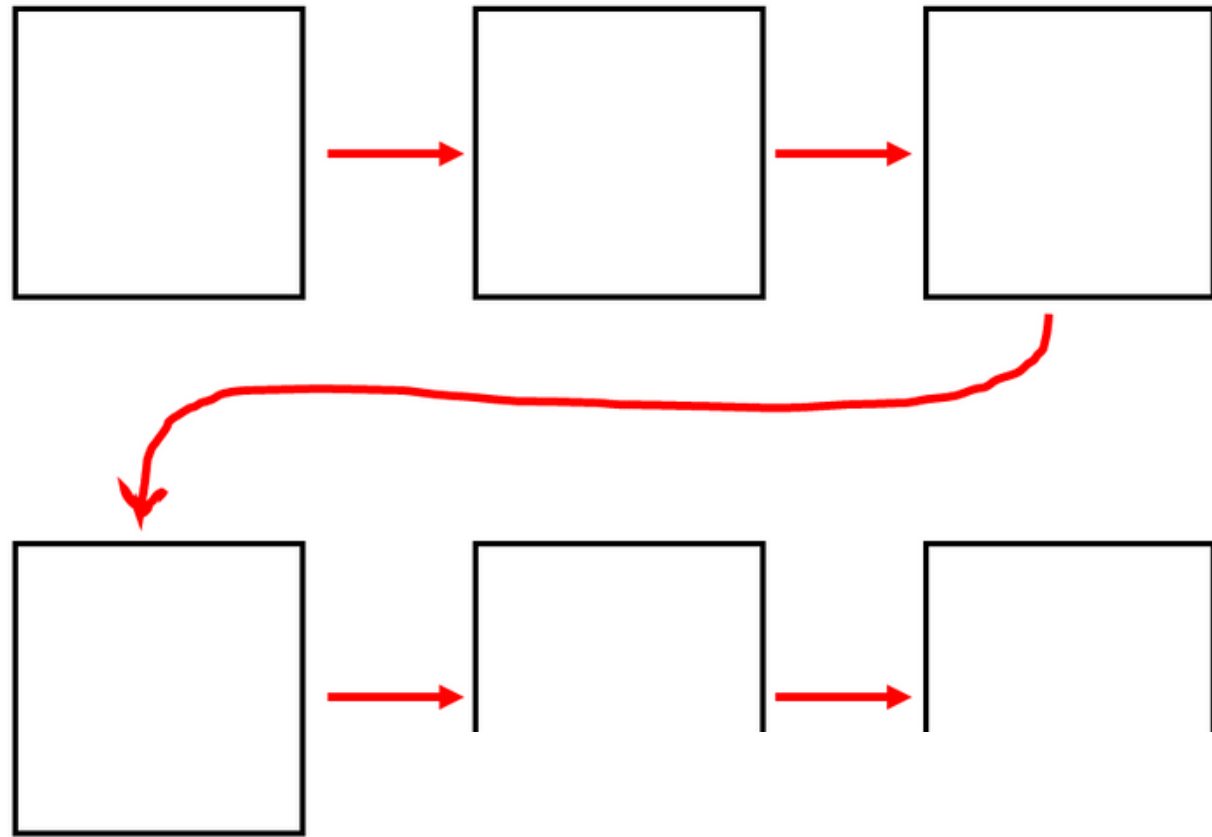


There are many ways to keep track and read time. Here are some ways, including a pocket watch that the train conductor used. Place them in the circle map on the previous page **ONLY IF** they deal with time.



There is a circle map looking at different ways you can keep track of time. There is an option that only has correct answers and one that has wrong answers mixed in.




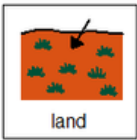


Events to sequence




Students will sequence some of the main events from the story. Suggestions for differentiation are included.

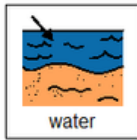




land



air



water



ship



tractor



dump truck



snowmobile



kayak



gondola



bus



ferry



train




police car



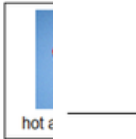
helicopter



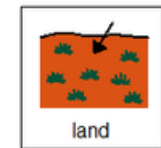
pe



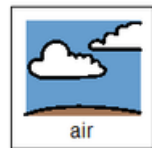
car



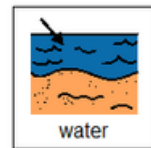
hot a



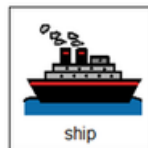
land



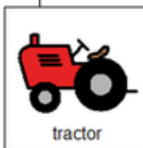
air



water



ship



tractor



dump truck




snowmobile



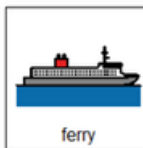
kayak



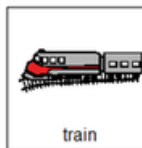
gondola



bus



ferry



train



police car



helicopter



pedal boat



airplane



bicycle



boat



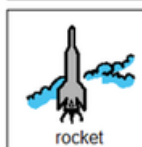
car



hot air balloon



jet




rocket



sailboat

Students will sort forms of transportation depending on how they travel: by land, water, or air. There are 2 versions: one uses real photos and one uses picture symbols. Suggestions for differentiation are included.





Title



Author



Main character



Main Settings



Main Events



Problem




Happens at the end



Did you like the story? yes no

Students will answer 8 comprehension questions about the story.



Here are some pictures of the Arctic. Can you imagine what it would feel like to live here?




This is an Arctic Fox. He has deep, thick fur which helps to keep him warm. Like most animals in the arctic, he has white fur. This helps him hide in the snow from animals that may want to eat him.



Christa Joy, Special Needs for Special Kids


Students will listen to a 15 pages story about the arctic that uses simple text and photos.



Cut pictures apart and place in circle map on previous page **ONLY IF** they relate to the arctic.



Students will then complete a circle map about what they learned about the arctic.



When I lose something I may feel sad.

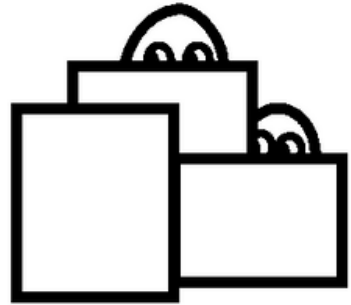


There are some things you can do to help you find something you have lost.



Students will also listen to a 14 page social story about how it feels and what to do when you lose something.

Everyone loses things.




When I lose something I may feel sad.



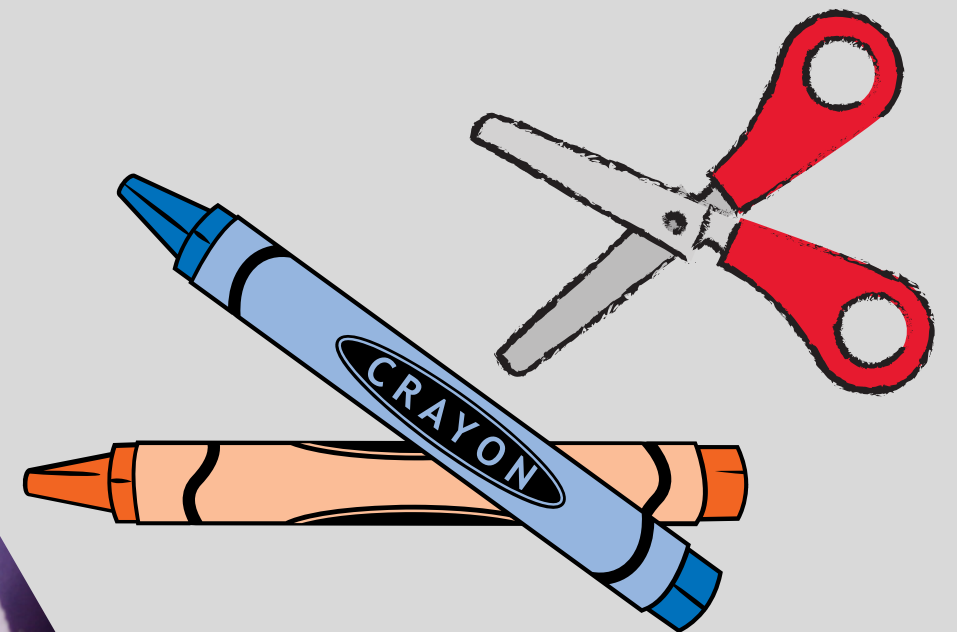
2. I need to think back to when I had it last.



3. I need to retrace my steps and look around carefully.



Students will assemble a booklet about when something is lost and then color in the pictures.



CHILDREN'S BOOKS READ ALOUD

HAPPY
CULTIVATED

*Bedtime
Stories*

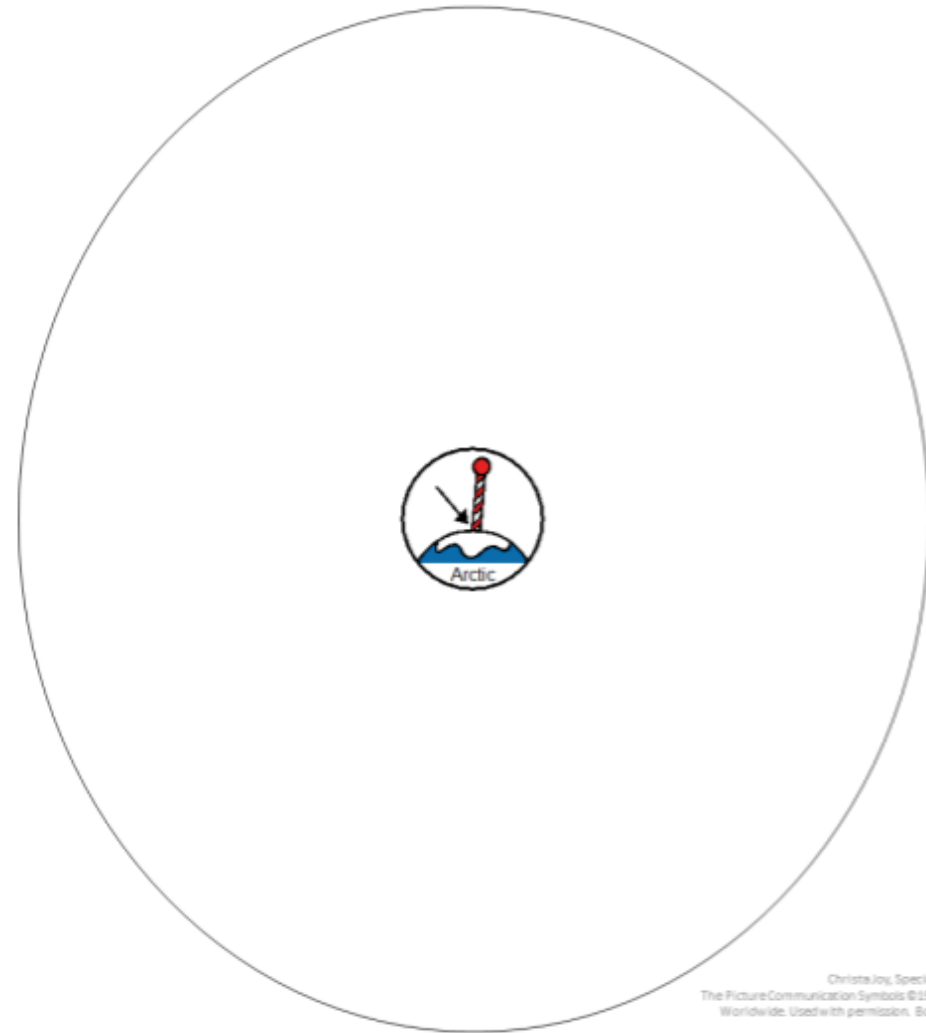


There is a video of the book read aloud. This is a video from YouTube. There are also videos of both books included in the unit.




Make great independent learning centers

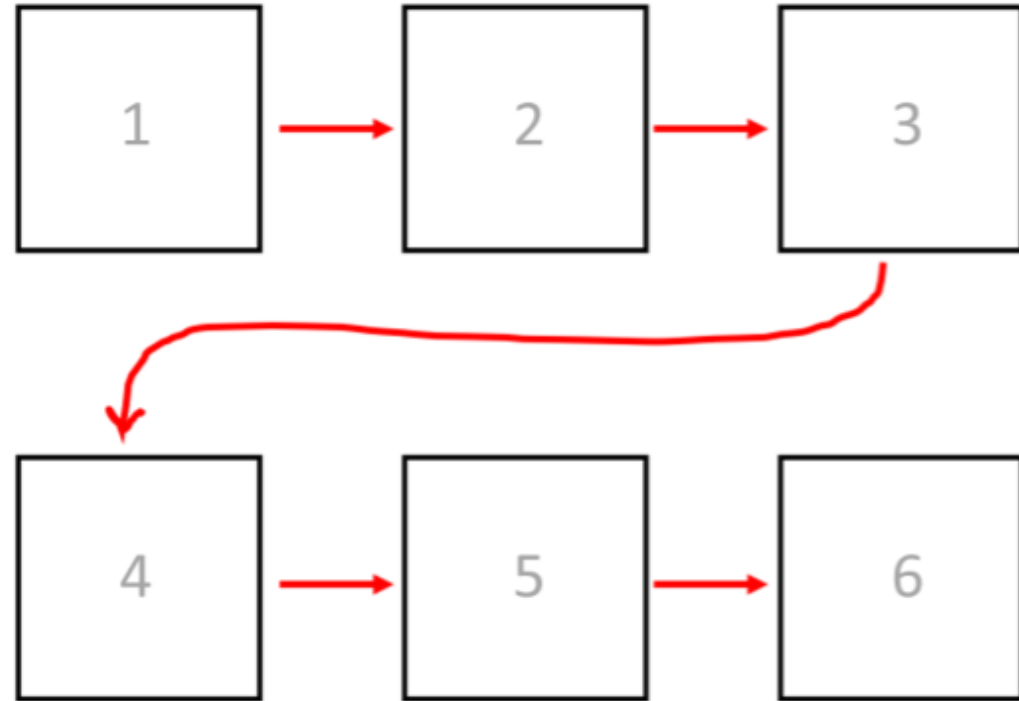
There are digital versions of the activities included. Students click and drag the answers.



Place the pictures in the circle map about the arctic.



Perfect for every learning level



Put the events from the story in order.

<p>1</p> <p>little boy goes on the train</p>	<p>2</p> <p>arrive at the North Pole</p>
<p>5</p> <p>loses bell</p>	<p>6</p> <p>boy goes home</p>
<p>4</p> <p>meets Santa Claus</p>	<p>3</p> <p>boy gets a bell</p>

There are 2 sets, one that includes differentiation shown here.