

Polar Bears past Bedtime Magic Tree House #12



Special Needs for Special Kids



11 activities

15 questions



These novel units are something I created and started using in my classroom. I had students with significant challenges and most were **non-readers** (like my little guy). They were the best thing I ever did, and my students LOVED them.



Table of Contents

Worksheet pages	Title	Chapter
4-5	Suggestions for use	
6	Story board	
7	Title and Author	
8	Answering Who questions	1
9-10	Season sorting	2
11-13	Ways to travel in the snow	3
14-15	Different homes	4
16	Trace the path	5
17-19	Polar bear circle map	6
20	Saying thank you	7
21-22	Being brave writing prompt	8
23-24	Spelling "home"	9
25-26	Sorting desert vs arctic	10
27-28	My trip in the magic treehouse	10
29	Other Novel Units available	
30-31	Terms of Use	

This novel unit has **11 different activities**.

There is an activity for each chapter that is NOT comprehension based. So, even if your students do not pay attention, they can still complete the activity.

1. What did Morgan send to tell Jack and Annie to come to the treehouse?




2. What did Jack and Annie wear to the treehouse?



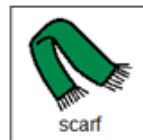
3. Where do Jack and Annie go on this adventure?



4. Who is there to meet them when the treehouse lands?



5. What did the seal hunter give Jack and Annie?



For example, Jack and Annie are led to the treehouse in this book by an owl who keeps saying "who."

So, I have an activity where students will answer some "who" questions.

Suggestions for Use


- I made this unit to go along with the book, *Polar Bears Past Bedtime* that you would be reading it aloud to your class at a rate of about 1 chapter per day.
- Be sure to give each student their own copy of the story board (pg. 6) to use while reading and discussing the story.
- Benefits of reading out loud, even to classes made up of severely affected students:
 - Teaches students to sit quietly even when there isn't something for them to do. This is such an important life skill. We all have to spend time sitting and listening to someone we are not that interested in at some point.
 - Parents will LOVE you. Not only will they be excited their child is being exposed to age appropriate material, but you are teaching them how to sit quietly, which will hopefully transfer to home as well.
 - Even with your lowest level learners, you will have 1 or 2 that will truly enjoy the story.
 - It can be a calming experience to sit and listen to the teacher read in a methodical way.

Suggestions on how I found this activity worked best in my classroom are provided. I typically had 6-8 students in grades K-5 with one adult assistant in the room with me.

Color version

Polar Bears Past Bedtime Magic Tree House #12 for Special Education

By
Christa Joy
Special Needs for Special Kids




Christa Joy, Special Needs for Special Kids
The Picture Communication Symbols ©1981-2019 by Tobii Dynavox. All Rights Reserved
Worldwide. Used with permission. Boardmaker® is a trademark of Tobii Dynavox

2

BW version

Polar Bears Past Bedtime Magic Tree House #12 for Special Education

By
Christa Joy
Special Needs for Special Kids



Christa Joy, Special Needs for Special Kids
The Picture Communication Symbols ©1981-2019 by Tobii Dynavox. All Rights Reserved
Worldwide. Used with permission. Boardmaker® is a trademark of Tobii Dynavox

2

This entire novel unit comes in 2 separate files. One is completely in color and one is completely in black and white.



This unit comes with a vocabulary board.

Vocabulary boards are great for ALL students to assist with participation and engagement in group discussions.



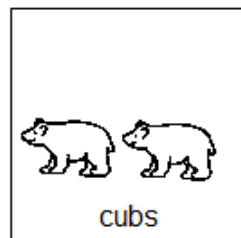
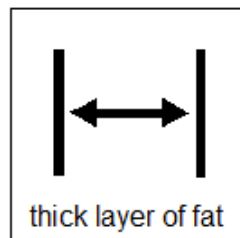
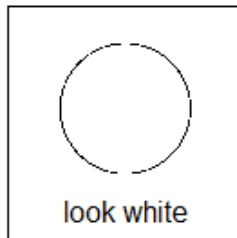

Tips on how to use in the unit!!

What are some facts about polar bears?

Chapter 6

There are circle maps in this unit.

Circle maps are a great way for students to see the big idea.



What are some ways to travel in the snow?

Chapter 3

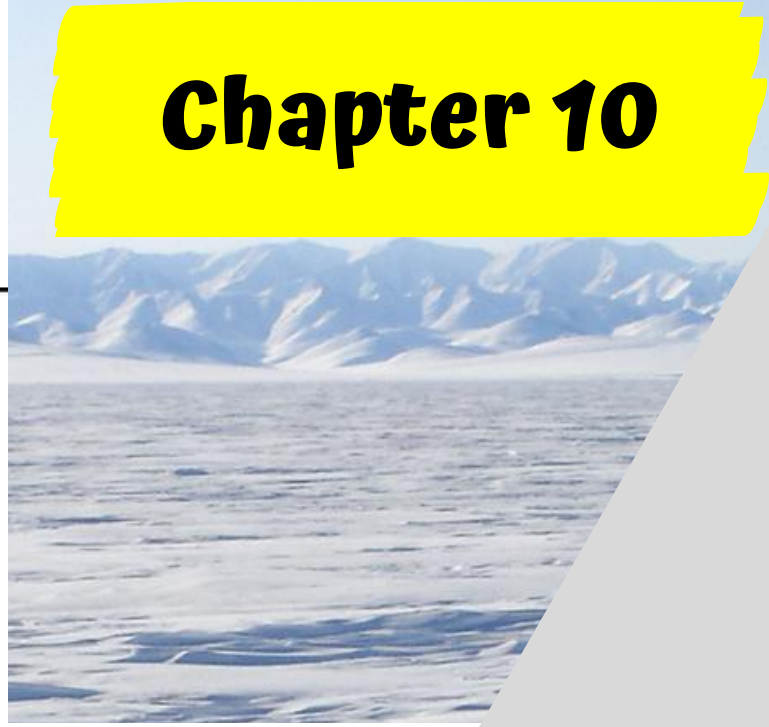


Each circle map comes with 2 choices:

An errorless option with only correct answers

An option that has wrong answers mixed in

The area of the Arctic and the area of the desert are very different. Sort the characteristics of each area.




Chapter 10

There are sorting activities.

Directions on how to add color coding for differentiation is included.

 polar bear	 beetle	 snowing	 no rain	 walrus
 sea lion	 scorpion	 no people	 penguin	 sand
 cactus	 killer whale	 lizard	 snake	 freezing
 Northern Lights	 camel	 hot	 fishing	 dry



Arrange the letters below to spell the word home.



--	--	--	--

O	E	H	M
---	---	---	---

Chapter 10

Arrange the letters below to spell the word home.



H	O	M	E
---	---	---	---

O	E	H	M
---	---	---	---

Many of the activities are differentiated for you. That way more students can participate independently along with their peers.

letters added in gray

My trip in the magic treehouse

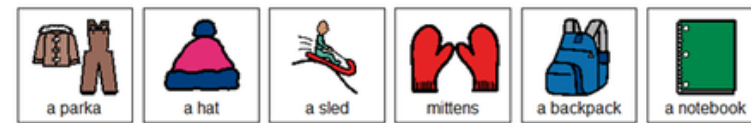
I looked in a book about and make a wish.

When I opened my eyes I saw .

I went down the ladder to check out the .



I took a with me.

When it was time to go back home, I felt .




All of the Magic Tree House units end with a writing prompt. These are errorless activities. Students will write a story about their trip in the treehouse. Different pictures are used for each novel.

1. What did Morgan send to tell Jack and Annie to come to the treehouse?




2. What did Jack and Annie wear to the treehouse?



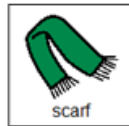
3. Where do Jack and Annie go on this adventure?



4. Who is there to meet them when the treehouse lands?



5. What did the seal hunter give Jack and Annie?



Finally this unit does come with 15 comprehension questions.

There is a guide that references which chapter each question came from.

Answer key included!!

Question	Ch
1	
2	
3	4
4	2
5	3
6	3
7	4
8	5
9	5
10	6
11	7
12	8
13	9
14	10
15	10



I realize there will be some students out there unable to do cutting activities. I have a blog post with ways to complete activities without a pair of scissors!!

[Click Here to read more!!](#)