

The Magic Treehouse #4 Pirates Past Noon

11 activities

15 questions





These novel units are something I created and started using in my classroom. I had students with significant challenges and most were **non-readers** (like my little guy). They were the best thing I ever did, and my students LOVED them.

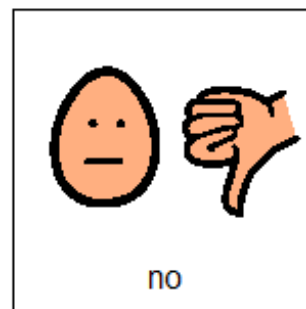

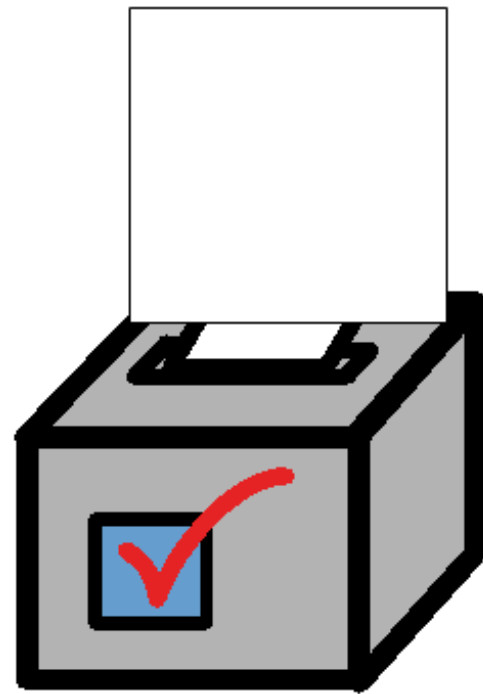
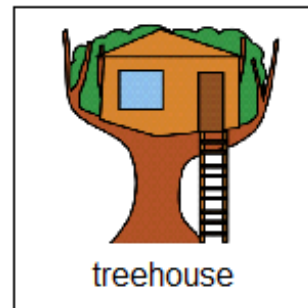
Table of Contents

Worksheet pages	Title	Chapter
4-5	Suggestions for use	
6	Story board	
7	Title and Author	
8-9	A Rainy Day writing prompt	1
10-12	Beach circle map	2
13-15	How to travel on water	
16-17	Where would you find them?	
18	Reading a treasure map	
19-20	Labeling the whale	6
21-22	Things that are under	7
23-25	Hurricane circle map	8
26-27	Things with feathers or fur	9
28	Will Morgan come back?	10
29-30	My trip in the magic treehouse	10
31	Other Novel Units available	
32-33	Terms of Use	

This novel unit has **11 different activities**.

There is an activity for each chapter that is NOT comprehension based. So, even if your students do not pay attention, they can still complete the activity.

Time to vote!! Do you think Morgan and the magic treehouse will return?



For example, in chapter 10 Jack and Annie finally meet Morgan.

So, I created an activity where students get to vote whether or not they think she (and the treehouse) will return.

Suggestions for Use

- I made this unit to go along with the book, *Pirates Past Noon* by Mary Pope Osborne.
- The thought is that you would be reading it aloud to your class at a rate of about 1 chapter per day.
- Be sure to give each student their own copy of the story board (pg. 6) to use while reading and discussing the story.
- Benefits of reading out loud, even to classes made up of severely affected students:
 - Teaches students to sit quietly even when there isn't something for them to do. This is such an important life skill. We all have to spend time sitting and listening to someone we are not that interested in at some point.
 - Parents will LOVE you. Not only will they be excited their child is being exposed to age appropriate material, but you are teaching them how to sit quietly, which will hopefully transfer to home as well.
 - Even with your lowest level learners, you will have 1 or 2 that will truly enjoy the story.
 - It can be a calming experience to sit and listen to the teacher read in a methodical way.

Suggestions on how I found this activity worked best in my classroom are provided. I typically had 6-8 students in grades K-5 with one adult assistant in the room with me.

Color version


Pirates Past Noon Magic Tree House #4 for Special Education

By
Christa Joy
Special Needs for Special Kids



Pirates Past Noon Magic Tree House #4 for Special Education

By
Christa Joy
Special Needs for Special Kids




This entire novel unit
comes in 2 separate files.
One is completely in color
and one is completely in
black and white.

This unit comes with a vocabulary board.

Vocabulary boards are great for ALL students to assist with participation and engagement in group discussions.

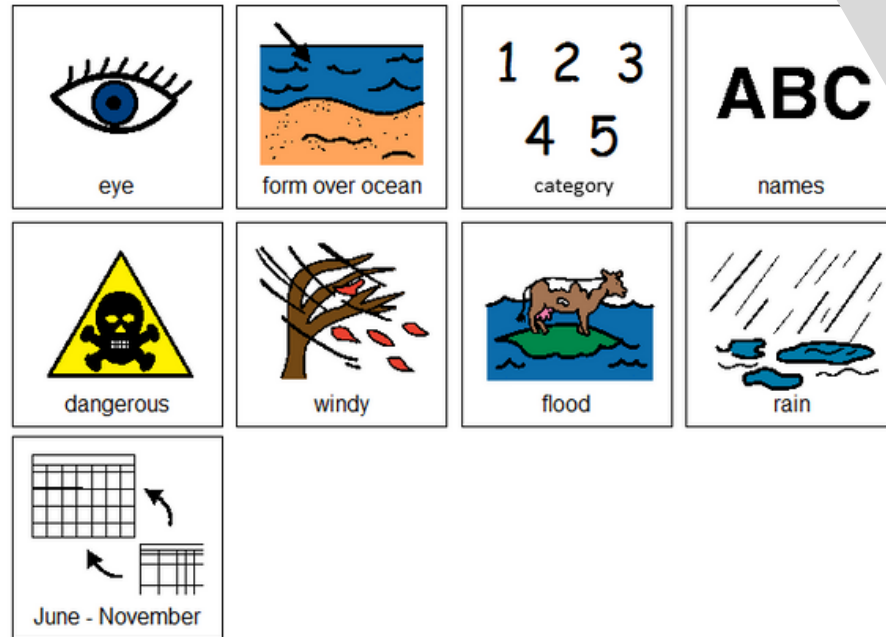
Tips on how to use in the unit!!



Also in black and white

Complete the circle map to show what a hurricane is like.

Chapter 8




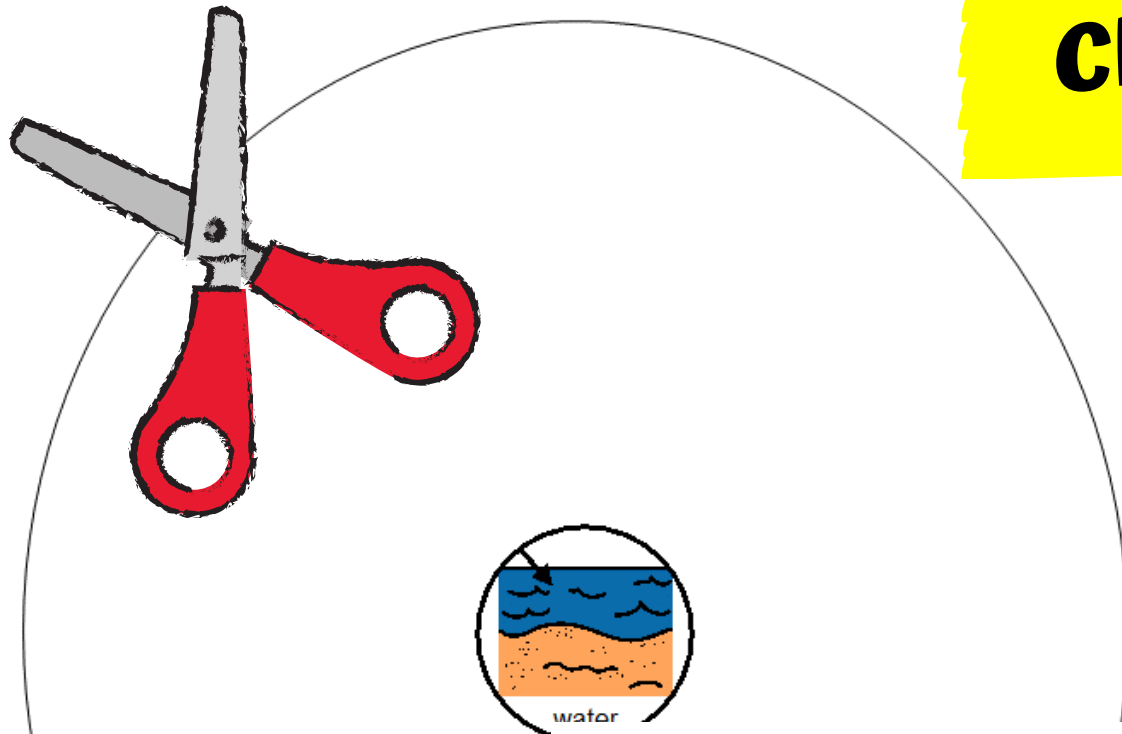
There are circle maps in this unit.

Circle maps are a great way for students to see the big idea.



How are some ways you can travel on water?

Chapter 3


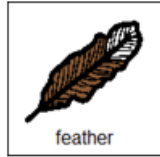


Each circle map comes with 2 choices:

An errorless option with only correct answers

An option that has wrong answers mixed in students will need to set aside.

Sort animals that have feathers and those that have fur.




Chapter 9

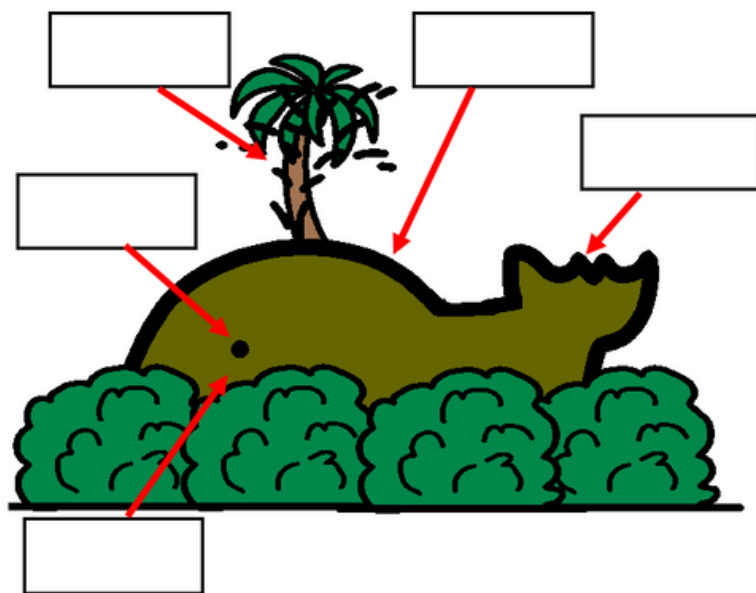
 ostrich	 wolf	 eagle	 cow	 flamingo
 heron	 horse	 chicken	 mouse	 crow
 dog	 parrot	 kitten	 lion	 swan
 parakeet	 tiger	 gorilla	 Little White Duck	 goat

There are sorting activities.

Directions on how to add color coding for differentiation is included.



Label the parts of the island that looks like a whale.

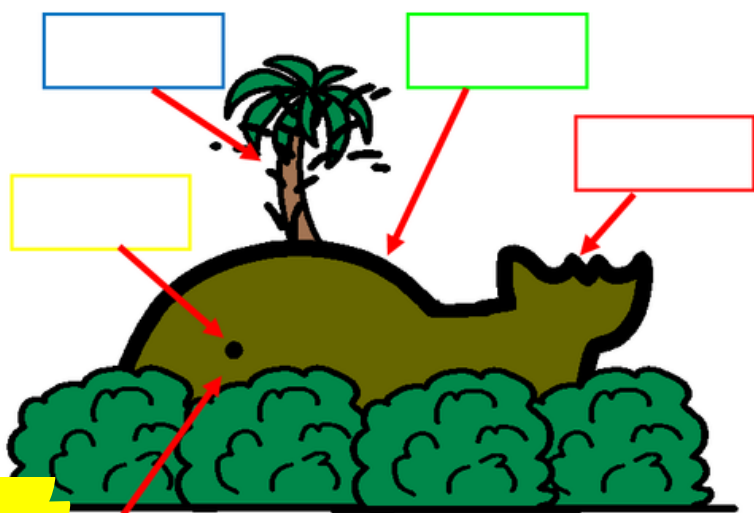


- tail
- treasure
- eye
- back
- spout

color cues added

Label the parts of the island that looks like a whale.


differentiated



- tail
- treasure
- eye
- back
- spout

Many of the activities are differentiated for you.

That way more students can participate independently along with their peers.



My trip in the magic treehouse


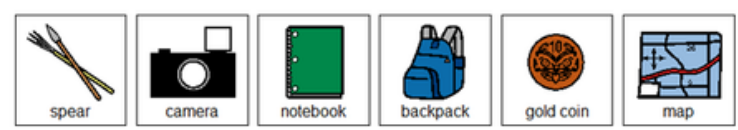
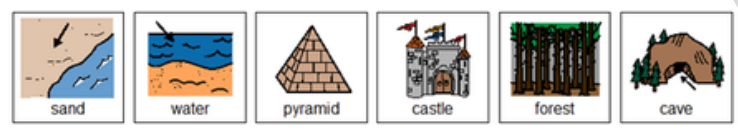

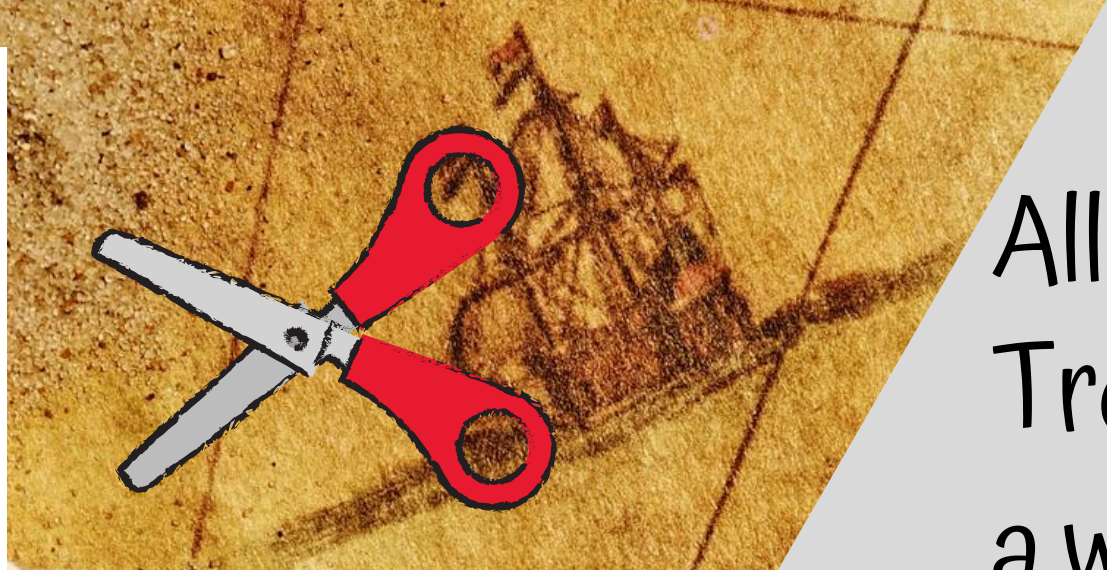
I looked in a book about and make a wish.

When I opened my eyes I saw .


I went down the ladder to check out the .

I took a with me.

When it was time to go back home, I felt .



All of the Magic Treehouse units end with a writing prompt. These are errorless activities. Students will write a story about their trip in the treehouse. Different pictures are used for each novel.



Finally this unit does come with 15 comprehension questions.

1. What was the weather like in Frog Creek that day?



2. What did Annie see outside the treehouse window?



3. Where did Jack and Annie end up?



4. What did Jack and Annie see out at sea?



5. What was on the Jolly Roger flag?



Chapter references for each question

Question	Chapter
1	1
2	1
3	2
4	2
5	3
6	4
7	5
8	6
9	6
10	7
11	8
12	8
13	9
14	10
15	10

There is a guide that references which chapter each question came from.

Answer key included!!

Christa Joy, Special Needs for Special Kids
The Picture Communication Symbols ©1981–2020 by Tobii Dynavox. All Rights Reserved
Worldwide. Used with permission. Boardmaker® is a trademark of Tobii Dynavox



I realize there will be some students out there unable to do cutting activities. I have a blog post with ways to complete activities without a pair of scissors!!

[**Click Here to read more!!**](#)