

SPECIAL ED

# Pictographs

How many customers ordered each breakfast?

Record the totals

cereal		
pancakes		
eggs		
waffles		

Circle the one with the most.

6    1    7    4

Christa Joy, Special Needs for Special Kids  
The Picture Communication Symbols © 1981-2020 by Tobii Dynavox. All Rights Reserved  
Worldwide. Used with permission. Boardmaker® is a trademark of Tobii Dynavox

How many customers are in each restaurant?

Record the totals

McDonalds		
KFC		
Taco Bell		
Pizza Hut		

Circle the one with the most.

4    10    9    6

Christa Joy, Special Needs for Special Kids  
The Picture Communication Symbols © 1981-2020 by Tobii Dynavox. All Rights Reserved  
Worldwide. Used with permission. Boardmaker® is a trademark of Tobii Dynavox



# INCLUDES GOOGLE SLIDES





*These worksheets are perfect for students who:*

- Has an intellectual disability*
- is an early or non-reader*
- lacks prerequisite skills*
- benefits from picture support*
- takes alternative assessments*



# These worksheets are in 2 different formats. There are 10 of each.

**version 2**

**In color and black and white.**

How many people had each pet?

Record the totals

puppy		
cat		
lizard		
guinea pig		

Circle the one with the most.

1	7	5	3
---	---	---	---

ChristaJoy, Special Needs for Special Kids  
The Picture Communication Symbols ©1981-2020 by Tobii Dynavox. All Rights Reserved  
Worldwide. Used with permission. Boardmaker® is a trademark of Tobii Dynavox

**version 1**

How many apples fit in each container?

Record the totals

laundry basket		
hands		
bucket		
basket		

Circle the one with the most.


6	1	10	4
---	---	----	---

ChristaJoy, Special Needs for Special Kids  
The Picture Communication Symbols ©1981-2020 by Tobii Dynavox. All Rights Reserved  
Worldwide. Used with permission. Boardmaker® is a trademark of Tobii Dynavox







# Great for review

How bees are on each flower?



Record the totals

roses		
daisy		
tulip		
daffodil		

1. Type the amount of each item in the data table.
2. Circle the one with most on the graph.



There is a set of slides for each learning level.

In this set of slides students will be typing in their answer in the blue boxes.

# Perfect for all learning levels.

How many frogs were in each location?



Record the totals

park		
pond		
backyard		
lake		

1. Place the numbers below into the correct location in the data table.
2. Circle the one with most on the graph.

5

6

2

4

The digital versions of these extra worksheets use the version.

- There is NO typing required in this set of slides
- Click and drag answers