

Special Ed

PERSONAL SPACE




SOCIAL STORY + ACTIVITIES



These social stories are something I created and started using in my classroom. The story paired with the activities gave students a structured way to practice a new or uncomfortable skill.

Personal Space Social Stories & Activities

By
Christa Joy
Special Needs for Special Kids



Christa Joy, Special Needs for Special Kids

Table of Contents

pages	activity
4-11	Personal Space Student booklet
12-15	Sorting activity
16-42	Large scenario cards
43-45	Writing prompt
46-47	Terms of Use

In a separate file you will find:

- PowerPoint version of social story (**editable**)
- Activities in black and white

You can also download this social story as a google slide presentation. You will be prompted to make a copy. This is **editable** in case you need to adjust to the needs of your students.

- [CLICK HERE](#) for younger version
- [CLICK HERE](#) for older version

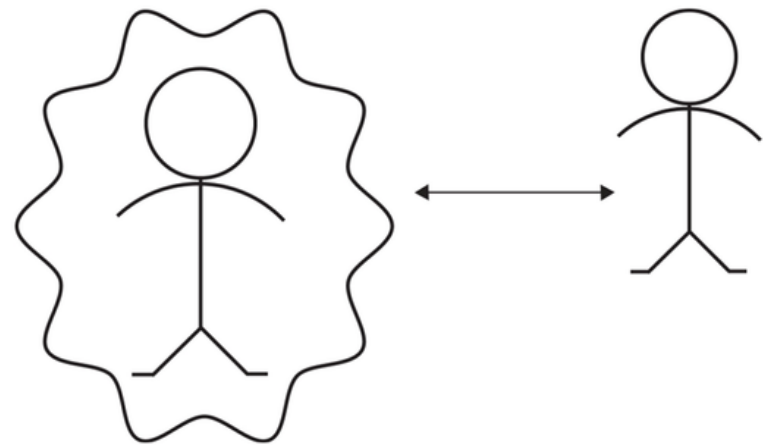
Christa Joy, Special Needs for Special Kids

This unit has a story and activities. The activities come in 2 separate files, one in color and one in black and white.



When I talk to people I need to

©Christa Joy, SNSK



give them space.

©Christa Joy, SNSK

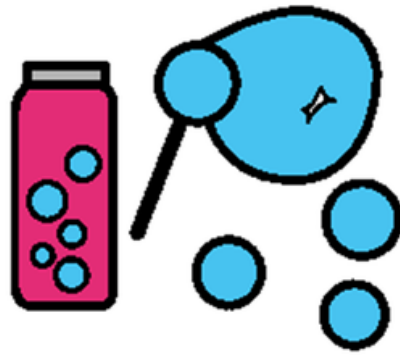
There is an 18 page social story that has simple text and engaging photos. This story is in a PowerPoint and Google Slide format so you **can edit** the text if needed to fit your own situation.

All people need some space.




Page 3

Personal space is like an invisible bubble.




Page 4

Everyone's personal space is different.



Page 7

If someone backs up when I am talking to them, I am probably too close.



Page 8

There is also a 15 page booklet in color and black and white that students can keep with them and take home to review as needed.

Everybody needs a different amount of

Personal space is like a

Respecting someone's personal space is

Personal space makes people feel

I know I will be


at respecting personal space.

Christa Joy, Special Needs for Special Kids The Picture Communication Symbols © 1981-2018 by Tobii Dynavox. All Rights Reserved Worldwide. Used with permission. Boardmaker® is a trademark of Tobii Dynavox



Christa Joy, Special Needs for Special Kids The Picture Communication Symbols © 1981-2018 by Tobii Dynavox. All Rights Reserved Worldwide. Used with permission. Boardmaker® is a trademark of Tobii Dynavox



There is a writing prompt where students can write about why personal space is important. This is an errorless activity.



There are large cards to use with a group activity identifying appropriate personal space. There are 12 photos and 12 picture symbols. These **also come as google slides** so you do not have to print them out.



Christa Joy, Special Needs for Special Kids
The Picture Communication Symbols ©1981-2019 by Tobii Dynavox. All Rights Reserved
Worldwide. Used with permission. Boardmaker® is a trademark of Tobii Dynavox



Christa Joy, Special Needs for Special Kids
The Picture Communication Symbols ©1981-2019 by Tobii Dynavox. All Rights Reserved
Worldwide. Used with permission. Boardmaker® is a trademark of Tobii Dynavox

There are 2 sorting activities using photos or picture symbols to identify good and bad examples of personal space. Suggestions for differentiation are included.

The activities that accompany this social story provide:

1. A structured way for you to review this skill.

2. A way to informally assess if students are comprehending the material.

3. Engages the student by providing different ways to review the same material.