

Special Ed

OVER
AND
UNDER
THE
SNOW



Special Needs for Special Kids

ALSO INCLUDES GOOGLE SLIDES



These literacy units are something I created and started using in my classroom. I had students with significant challenges and most were **non-readers**. This is a great way to expose all students to some great books.

Over and Under the Snow

Literacy Unit for Special Education

By
Christa Joy
Special Needs for Special Kids



Table of Contents

Worksheet pages	Title
4-5	Story Board
6-9	Circle map: animals in the forest
10-12	Circle map: how to travel on snow
13-17	Sorting: Animals over or under the snow
18-20	Matching: Footprints in the snow
21-23	Writing prompt: Where I would live
24-25	Term Use

In a separate files you will find:

- Activities in black and white
- Link and directions for digital activities (including the book read aloud)

This unit has **30+ pages plus 12 google slides**. There are 5 activities to go with this book to last a full week of instruction.

There are 2 separate files, one in color and one in black and white.

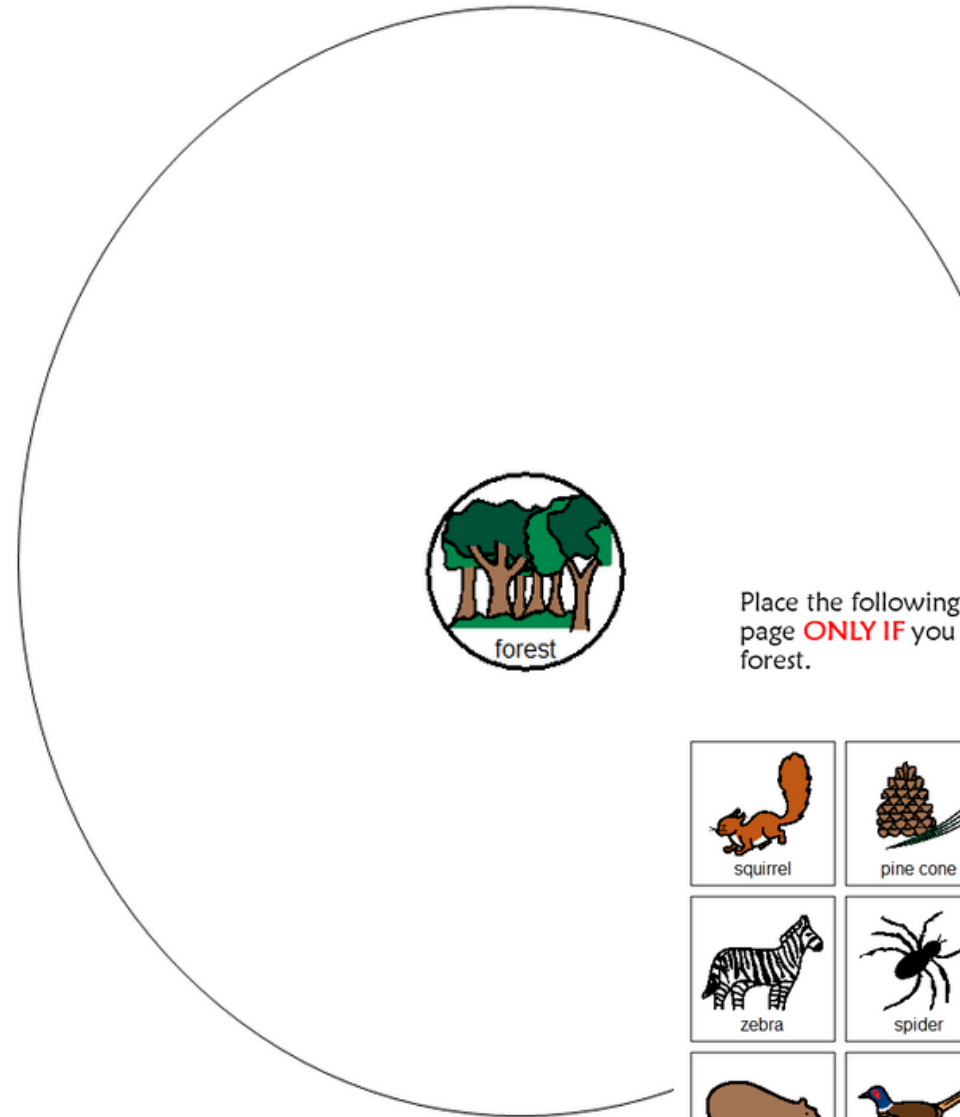


This unit comes with a storyboard.


Storyboards are great for ALL students to assist with participation and engagement in group discussions.

Tips on how to use in the unit!!

What are some plants and animals that would normally be found in the forest ?




Place the following in the circle map on the previous page showing things in a forest.



Place the following in the circle map on the previous page **ONLY IF** you think they would be things found in a forest.



There is a circle map of things you find in the forest. There is an option that only has correct answers and one that has wrong answers mixed in.



What are some ways to travel in the snow?

Errorless version


Place the following in the circle map on previous page showing ways you can travel in the snow.



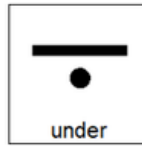
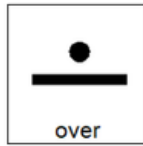
Place the following in the circle map on previous page **ONLY IF** they are ways you can travel in the snow.



There is a circle map of ways you can travel on snow. There is an option that only has correct answers and one that has wrong answers mixed in.



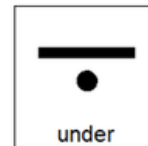
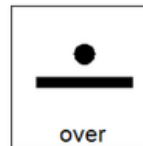
Which animals were over or under the snow?



 squirrel	 owl	 shrew
 deer	 hare	 frog
 beaver	 fox	 chipmunk
 bear		

THE PICTURE COMMUNICATION SYMBOLS ©1981-2019 BY TOBII DYNAVOX. ALL RIGHTS RESERVED Worldwide. Used with permission. Boardmaker® is a trademark of Tobii Dynavox


Which animals were over or under the snow?











 squirrel	 owl	 shrew	 deer	 hare
 frog	 beaver	 fox	 chipmunk	 bear

Christa Joy, Special Needs for Special Kids
The Picture Communication Symbols ©1981-2019 by Tobii Dynavox. All Rights Reserved
Worldwide. Used with permission. Boardmaker® is a trademark of Tobii Dynavox









This is a sorting activity of the animals that live above and under the snow. There are suggestions for differentiation.




Brian knows the footprints in the snow will help him hunt. Match the following animals or people with their footprints.


	<input type="checkbox"/>		<input type="checkbox"/>
	<input type="checkbox"/>		<input type="checkbox"/>
	<input type="checkbox"/>		<input type="checkbox"/>
	<input type="checkbox"/>		<input type="checkbox"/>

Match the animal with the print on the previous page

 boy scout	 squirrel	 raccoon	 turkey
 deer	 bird	 beaver	 wolf

 boy scout	 squirrel	 raccoon	 turkey
 deer	 bird	 beaver	 wolf


Students will match the footprints in the snow with the animal that made them. There is a color-coded version included for more support.



Where I would live

If I lived in the forest, I would live the snow.

I think it would be to live there.




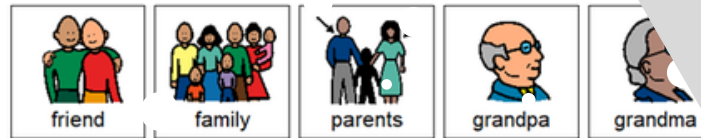
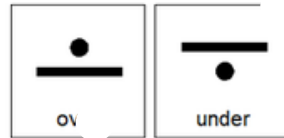
I would ask my to come and live with me.

From my snug home, I could watch all the other in the forest.

I think it would be to live


(circle one)

Christa Joy, Special Needs for Special Kids The Picture Communication Symbols ©1981-2018 by Tobii Dynavox. All Rights Reserved Worldwide. Used with permission. Boardmaker® is a trademark of Tobii Dynavox



Christa Joy, Special Needs for Special Kids The Picture Communication Symbols ©1981-2018 by Tobii Dynavox. All Rights Reserved Worldwide. Used with permission. Boardmaker® is a trademark of Tobii Dynavox

Students will write a story about where they would like to live in the snow. This is an errorless activity that allows students to write their own story independently.



Listen to Over
and Under the
Snow read
aloud




There is a video of the
book read aloud. This is
a video from YouTube.





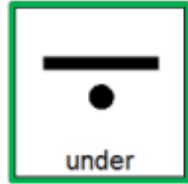
Place the pictures in circle map showing some animals that live in the forest.



There are digital versions of the activities included. Students click and drag the answers.




over



under

Sort the pictures into the correct column depending if the animal from the story lived over or under the snow. If you are not sure, place it on the line in the middle.



squirrel



owl



shrew



hare



frog



beaver



chipmunk



bear

There are 2 sets, one that includes differentiation shown here.



[Click Here to read more!!](#)

I realize there will be some students out there unable to do cutting activities. I have a blog post with ways to complete activities without a pair of scissors!!