

**Special Ed**

# ONE FINE DAY



**LITERACY UNIT**



*Special Needs for Special Kids*


**ALSO INCLUDES GOOGLE SLIDES**



These literacy units are something I created and started using in my classroom. I had students with significant challenges and most were **non-readers**. This is a great way to expose all students to some great books.

One Fine Day  
Literacy Unit  
for Special Education

By  
Christa Joy  
Special Needs for Special Kids




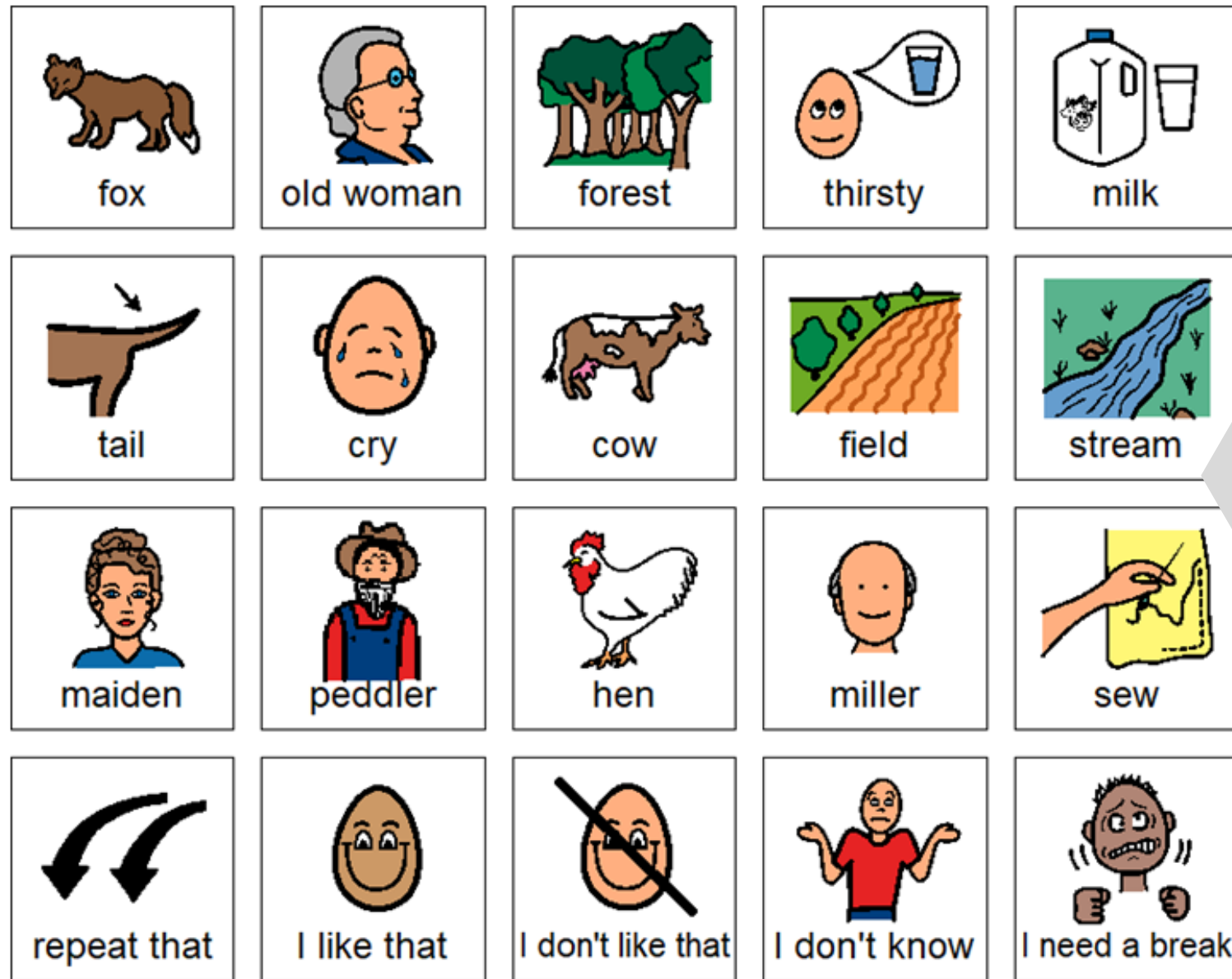
This unit has 30 pages  
plus 12 google slides.  
There are 5 activities to  
go with this book to last  
a full week of  
instruction.

Table of Contents

Worksheet pages	Title
4-6	Story Board
7-12	Circle map on making polite requests
13-15	Barter word map
16-20	Match what each character gives to the fox
21-24	Match which character asked for each item
25-28	Writing prompt: One Fine Day
29-30	Terms of Use

In a separate file, there are directions and links to digital versions of these activities.






This unit comes with a storyboard.

Storyboards are great for ALL students to assist with participation and engagement in group discussions.

Tips on how to use in the unit!!

What do you need to remember when making a polite request?


Cut apart the pictures and place in circle map about making polite requests.



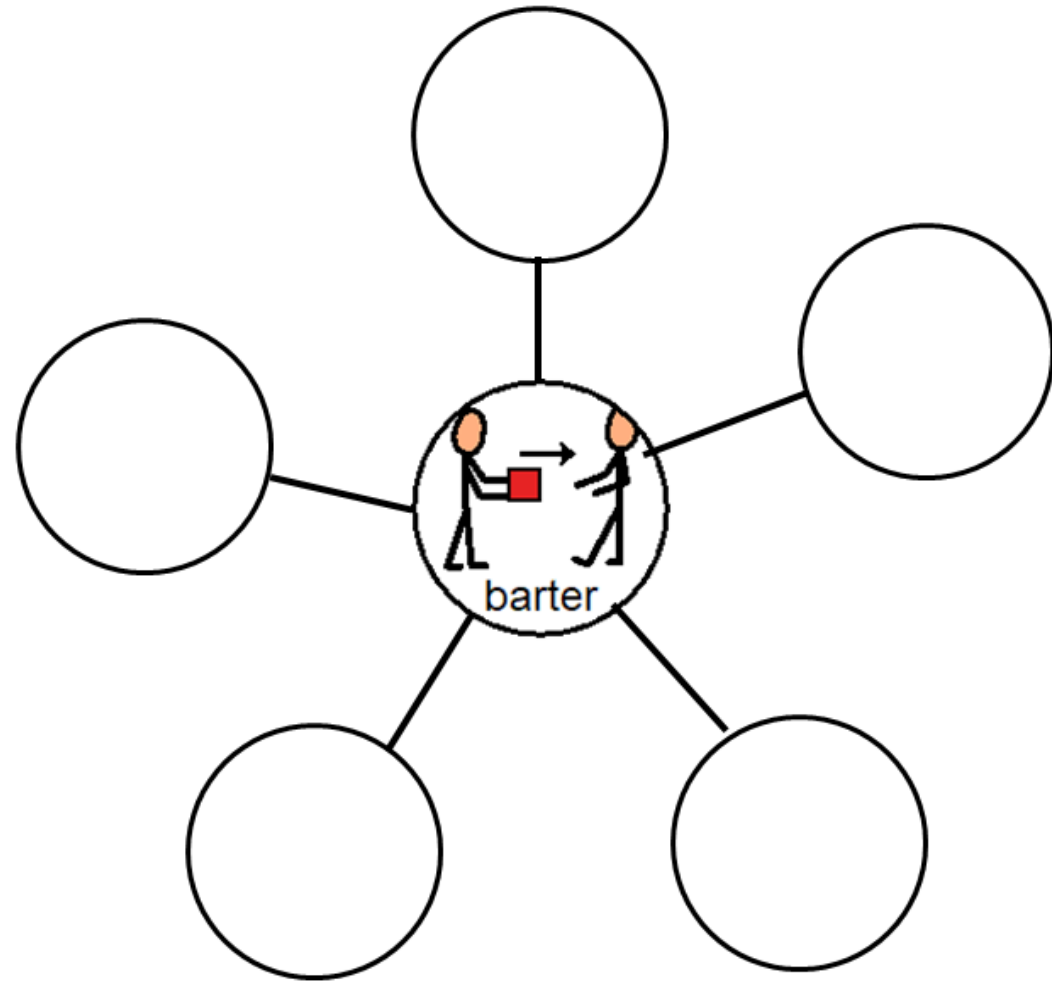
Cut apart the pictures and place in circle map **ONLY IF** they are ways to make a polite request.




There is a circle map showing how to make polite requests. There is an option that only has correct answers and one that has wrong answers mixed in.











What does barter mean?



There is a word map showing what bartering means. This is an errorless activity.



Find what each character gave to the fox.

 cow	<input type="text"/>	 field	<input type="text"/>
 stream	<input type="text"/>	 maiden	<input type="text"/>
 peddler	<input type="text"/>	 hen	<input type="text"/>
 miller	<input type="text"/>	 old woman	<input type="text"/>


Match the item to the character on the previous page.

 grass	 bead	 milk	 tail
 egg	 water	 jug	 grain








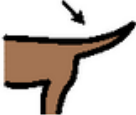
Answer Key:

- Cow >> milk
- Field >> grass
- Stream >> water
- Maiden >> jug
- Peddler >> bead
- Hen >> egg
- Miller >> grain
- Old woman >> his tail









There is a matching activity where students find what each character gave to the fox. Suggestions for differentiation are included.



Find who asked for each item.

 grain	<input type="text"/>	 egg	<input type="text"/>
 bead	<input type="text"/>	 jug	<input type="text"/>
 water	<input type="text"/>	 grass	<input type="text"/>
 milk	<input type="text"/>	 tail	<input type="text"/>

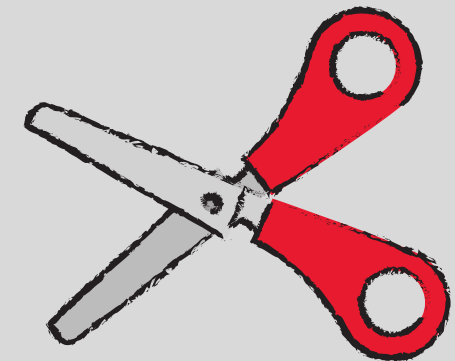
Match the item to the character on the previous page.

 stream	 hen	 old woman	 field
 fox	 maiden	 cow	 peddler

Answer Key:

- Grain >> hen
- Egg >> peddler
- Bead >> maiden
- Jug >> stream
- Water >> field
- Grass >> cow
- Milk >> old woman
- Tail >> fox

There is a matching activity where students find which character asked for each item. Suggestions for differentiation are included.





# One Fine Day

One fine day, I was walking along the .

It was  outside, just perfect for walking.

Suddenly, a  came up to talk to me!

He asked me to help find some  for his family.


When we were done, he thanked me and gave me a .



Christa Joy, Special Needs for Special Kids The Picture Communication Symbols ©1981-2019 by Tobii Dynavox. All Rights Reserved Worldwide. Used with permission. Boardmaker® is a trademark of Tobii Dynavox

Christa Joy, Special Needs for Special Kids The Picture Communication Symbols ©1981-2019 by Tobii Dynavox. All Rights Reserved Worldwide. Used with permission. Boardmaker® is a trademark of Tobii Dynavox


Students will write a story about their own One Fine Day. This is an errorless activity that allows students to write their own story independently.




Listen to One  
Fine Day  
read aloud

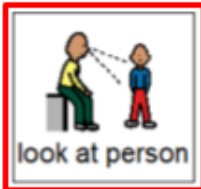



There is a video of the  
book read aloud. This is  
a video from YouTube.





















Place pictures in circle map showing ways to make polite requests.



There are digital versions of the activities included. Students click and drag the answers.

 cow	<input type="text"/>	 field	<input type="text"/>
 stream	<input type="text"/>	 maiden	<input type="text"/>
 peddler	<input type="text"/>	 hen	<input type="text"/>
 miller	<input type="text"/>	 old woman	<input type="text"/>

What did each character give to the fox?

 grass	 bead	 milk
 tail	 egg	 water
 jug	 grain	

ChristaJoy, Special Needs for Special Kids  
 The Picture Communication Symbols ©1981–2019 by Tobii Dynavox. All Rights Reserved  
 Worldwide. Used with permission. Boardmaker® is a trademark of Tobii Dynavox

There are 2 sets, one that includes differentiation shown here.



I realize there will be some students out there unable to do cutting activities. I have a blog post with ways to complete activities without a pair of scissors!!

**[Click Here to read more!!](#)**