

Special Ed

OFFICER BUCKLE & GLORIA



Special Needs for Special Kids

ALSO INCLUDES GOOGLE SLIDES




These literacy units are something I created and started using in my classroom. I had students with significant challenges and most were **non-readers**. This is a great way to expose all students to some great books.

Table of Contents

Worksheet pages	Title
4-6	Storyboard
7-12	Circle map on safety
13	Color in safe and not safe pictures
14-16	Put safety tips in order
17-21	Jobs that dogs do
22-25	Jobs easier to do together
26-29	Writing prompt: Write a thank you note
30-31	Terms of Use

In a separate file, there are directions and links to digital versions of these activities.

This unit has **31 pages** plus **16 google slides**.
There are 5 activities to go with this book to last a full week of instruction.

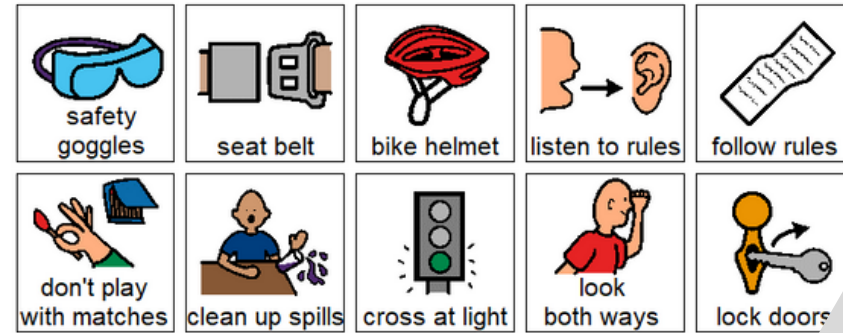


This unit comes with a storyboard.

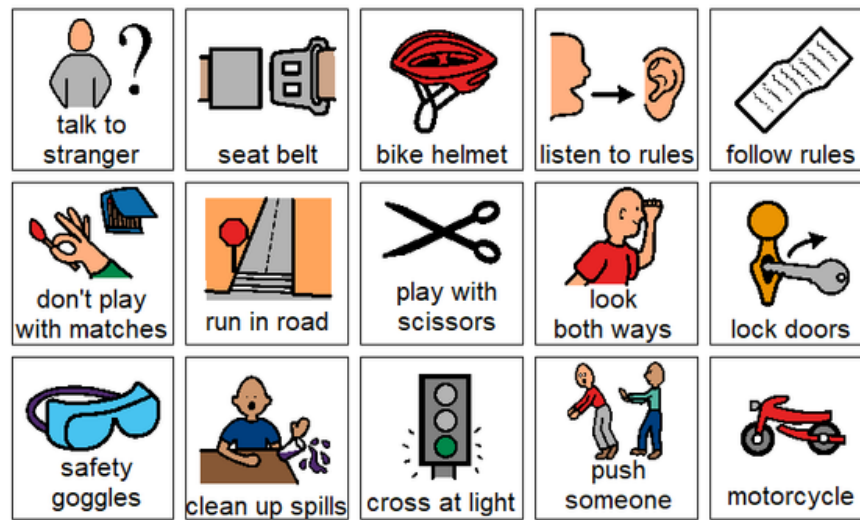
Storyboards are great for ALL students to assist with participation and engagement in group discussions.

Tips on how to use in the unit!!


Cut apart pictures and place in the circle map on the previous page showing things to remember in order to stay safe.



Cut apart pictures from the story that live in the ocean and place in the circle map **ONLY IF** they are ways to stay safe.




There is a circle map looking at ways to stay safe. There is an option that only has correct answers and one that has wrong answers mixed in.



Look at each picture below. Color in those things you think are **safe choices green** and those that are **not safe choices red**.



Students will look at various scenarios and color in those that are safe choices green and not safe red.












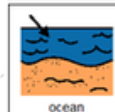






Many dogs have important jobs. Match the job a dog might do with the place they would do it.

 guide dog	 police station
 water rescue	 on an airplane
 herding	 earthquake
 service dog	 field
 search and rescue	 ocean
 police work	 home
 sled dogs	 Alaska
 guard dog	 bank

Christa Joy, Special Needs for Special Kids
The Picture Communication Symbols ©1981–2018 by Tobii Dynavox. All Rights Reserved Worldwide
Used with permission. Boardmaker® is a trademark of Tobii Dynavox


Many dogs have important jobs. Match the job a dog might do with the place they would do it.

differentiated


 guide dog	 police station
 water rescue	 on an airplane
 herding	 earthquake
 service dog	 field
 search and rescue	 ocean
 police work	 home
 sled dogs	 Alaska
 guard dog	 bank




Christa Joy, Special Needs for Special Kids
The Picture Communication Symbols ©1981–2018 by Tobii Dynavox. All Rights Reserved Worldwide.
Used with permission. Boardmaker® is a trademark of Tobii Dynavox

Students match jobs that dogs often do to the location where they do them. There is a differentiated version included with dashed lines to trace.




Some jobs are easier with help. What are some jobs you can do on your own, and what are some that need more than one person?



 build a cabin	 shower	 play catch	 dance	 write a note
 color	 celebrate	 read	 put up a tent	 see-saw
 play a game	 watch TV	 lift something heavy	 listen to music	 take a test


Students will sort things you can do alone versus those that require a second person.



Officer Buckle has lots of safety rules.

--	--	--	--	--

Officer Buckley has lots of rules that he numbers. Students will put the following rules in order from least to greatest.



Cut apart and place in the safety rules in the correct order based on their number.

<p>#4</p>  <p>wear a seat belt</p>	<p>#7</p>  <p>use a bike helmet</p>	<p>#1</p>  <p>swim between flags</p>	<p>#18</p>  <p>don't play with matches</p>	<p>#12</p>  <p>don't mess with outlets</p>
---	--	---	--	---

Dear ,

Thank you for coming to our .


I learned a lot, it was .

I will remember to always .

I will remember to never .



Students will write a thank you note like the students did to Officer Buckley.



Listen to the
book Officer Buckle
and
Gloria



There is a video of the
book read aloud. This is
a video from YouTube.




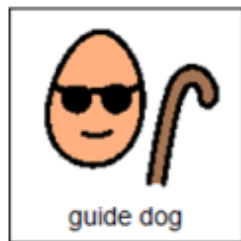
Place some of the pictures in circle map showing some things about staying safe.



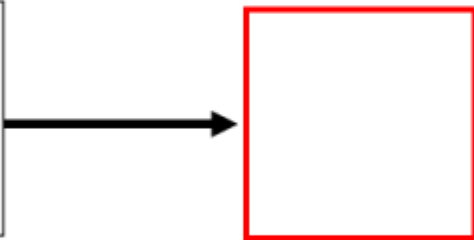
Christa Joy, Special Needs for Special Kids
The Picture Communication Symbols ©1981-2019 by Tobii Dynavox. All Rights Reserved
Worldwide. Used with permission. Boardmaker® is a trademark of Tobii Dynavox

There are digital versions of the activities included. Students click and drag the answers.

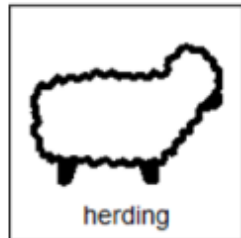
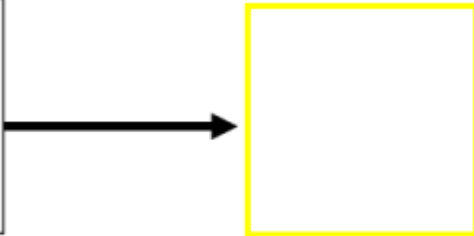




guide dog



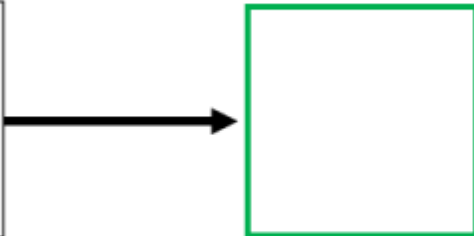
water rescue



herding



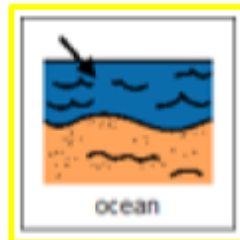
service dog



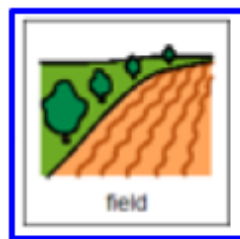
Many dogs have important jobs. Match the job a dog might do with the place they would do it.



home



ocean



field



on an airplane

There are 2 sets, one that includes differentiation shown here.



I realize there will be some students out there unable to do cutting activities. I have a blog post with ways to complete activities without a pair of scissors!!

[Click Here to read more!!](#)