

# **The Magic Treehouse #5 Ninjas of the Night**

**11 activities**

**15 questions**



Special Needs for Special Kids





These novel units are something I created and started using in my classroom. I had students with significant challenges and most were **non-readers** (like my little guy). They were the best thing I ever did, and my students LOVED them.

# Table of Contents

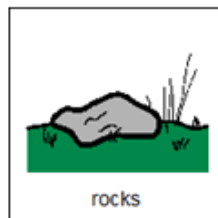

Worksheet pages	Title	Chapter
4-5	Suggestions for use	
6	Story board	
7	Title and Author	
8-9	What would each person hope for?	
10-11	Which have 4 things?	
12-13	Which animals could climb a tree?	
14	How to cross a stream	
15-17	What animals might live in a cave?	
18-19	Things in nature vs the city	
20	Using a compass	
21-22	Help Jack and Annie find the treehouse	8
23-25	Ways to be kind	9
26-28	Facts about a mouse	10
29-30	My trip in the magic treehouse	10
31	Other Novel Units available	
32-33	Terms of Use	

This novel unit has **11 different activities**.

There is an activity for each chapter that is NOT comprehension based. So, even if your students do not pay attention, they can still complete the activity.




What are some ways you could cross this stream?



rocks



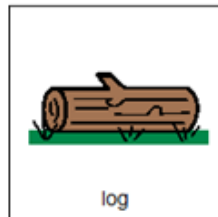
swim



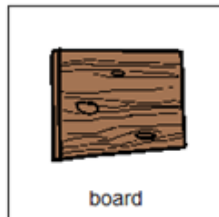
wade



jump



log



board



horseback riding



rope

For example, twice in this story Jack and Annie have to cross a freezing stream.

So, I created an activity where students get to show all the ways a person could cross a stream.

## Suggestions for Use

- I made this unit to go along with the book, *Night of the Ninjas* by Mary Pope Osborne.
- The thought is that you would be reading it aloud to your class at a rate of about 1 chapter per day.
- Be sure to give each student their own copy of the story board (pg. 6) to use while reading and discussing the story.
- Benefits of reading out loud, even to classes made of severely affected students:
  - Teaches students to sit quietly even when there is something for them to do. This is such an important life skill. We all have to spend time sitting and listening to someone we are not that interested in at some point.
  - Parents will LOVE you. Not only will they be excited their child is being exposed to age appropriate material, but you are teaching them how to sit quietly, which will hopefully transfer to home as well.
  - Even with your lowest level learners, you will have 1 or 2 that will truly enjoy the story.
  - It can be a calming experience to sit and listen to the teacher read in a methodical way.

Suggestions on how I found this activity worked best in my classroom are provided. I typically had 6-8 students in grades K-5 with one adult assistant in the room with me.



Color version

# Night of the Ninjas Magic Tree House #5 for Special Education

By  
Christa Joy  
Special Needs for Special Kids



Christa Joy, Special Needs for Special Kids  
The Picture Communication Symbols ©1981-2019 by Tobii Dynavox. All Rights Reserved  
Worldwide. Used with permission. Boardmaker® is a trademark of Tobii Dynavox

2

BW vers!

# Night of the Ninjas Magic Tree House #5 for Special Education

By  
Christa Joy  
Special Needs for Special Kids



Christa Joy, Special Needs for Special Kids  
The Picture Communication Symbols ©1981-2019 by Tobii Dynavox. All Rights Reserved  
Worldwide. Used with permission. Boardmaker® is a trademark of Tobii Dynavox

2

*This entire novel unit  
comes in 2 separate files.  
One is completely in color  
and one is completely in  
black and white.*

This unit comes with a vocabulary board.

Vocabulary boards are great for ALL students to assist with participation and engagement in group discussions.

Tips on how to use in the unit!!



Also in black and white




What are some animals that might live in a cave?

## Chapter 5

There are circle maps in this unit.

Circle maps are a great way for students to see the big idea.





Complete the circle map below with facts about mice.


## Chapter 10

Each circle map comes with 2 choices:


An errorless option with only correct answers

An option that has wrong answers mixed in

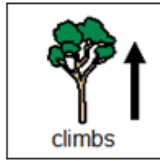
students will need to set aside.



Place the pictures in the circle map on the previous page **ONLY IF** you think they relate to a mouse.

















Which of the following animals do you think could climb a tree?



# Chapter 3

Place the animals in the correct column. If you are not sure place it on the middle line.

 bear	 goldfish	 rhinoceros	 groundhog	 cow
 opossum	 monkey	 squirrel	 pig	 giraffe
 cat	 turtle	 lizard	 snake	

Can climb:


- bear
- raccoon
- opossum
- monkey
- squirrel
- cat
- lizard
- snake

Can't climb:

- goldfish
- rhino
- groundhog
- cow
- pig
- giraffe
- turtle

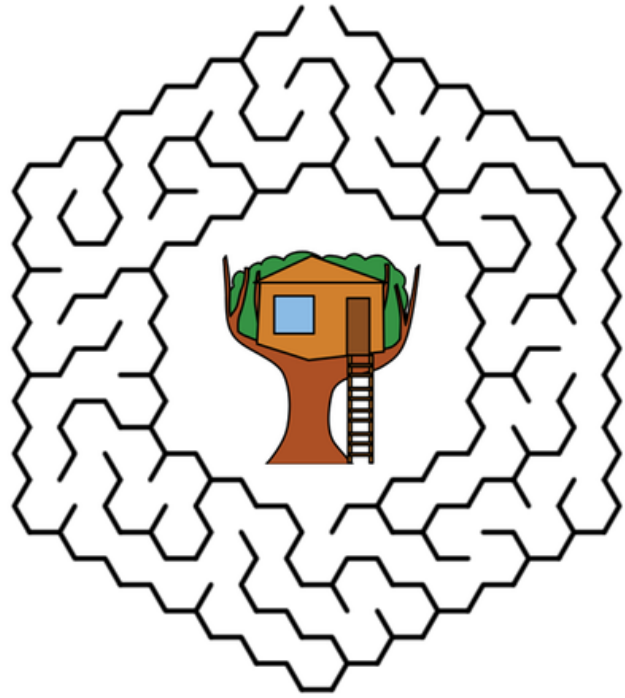
There are sorting activities.

Directions on how to add color coding for differentiation is included.



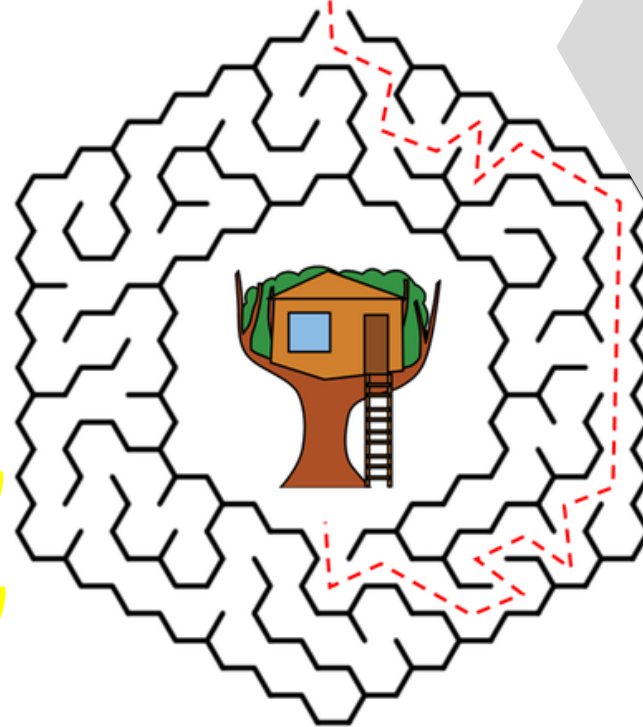


Help Jack and Annie find their way back to the treehouse.



CH 8  
Christa Joy, Special Needs for Special Kids The Picture Communication Symbols ©1981-2019 by Tobii  
Dynavox. All Rights Reserved Worldwide. Used with permission. Boardmaker® is a trademark of Tobii  
Dynavox

Help Jack and Annie find their way back to the treehouse.



CH 8  
Christa Joy, Special Needs for Special Kids The Picture Communication Symbols ©1981-2019 by Tobii  
Dynavox. All Rights Reserved Worldwide. Used with permission. Boardmaker® is a trademark of Tobii  
Dynavox

Many of the activities are differentiated for you. That way more students can participate independently along with their peers.

**tracing lines added**

# My trip in the magic treehouse




I looked in a book about  and make a wish.

When I opened my eyes I saw .

I went down the ladder to check out the .

I took a  with me.

When it was time to go back home, I felt .




All of the Magic Treehouse units end with a writing prompt. These are errorless activities. Students will write a story about their trip in the treehouse. Different pictures are used for each novel.






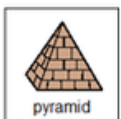
1. What do Jack and Annie find in the treehouse?



2. How do Jack and Annie know Morgan is in trouble?



3. What are Jack and Annie supposed to find?



4. Where does the treehouse end up this time?



5. Who starts climbing up the rope ladder to the treehouse?



Finally this unit does come with 15 comprehension questions.

Chapter references for each question

Question	Chapter
1	1
2	2
3	2
4	3
5	3
6	4
7	4
8	5
9	6
10	6
11	7
12	8
13	9
14	9
15	10

There is a guide that references which chapter each question came from.

Answer key included!!





I realize there will be some students out there unable to do cutting activities. I have a blog post with ways to complete activities without a pair of scissors!!

**[Click Here to read more!!](#)**