

Special Ed



INCLUDES GOOGLE SLIDES



*These activities are something I created and started using in my classroom. I had students with significant challenges and most were **non-readers**. This is a great way to expose all students to general curriculum material.*

Table of Contents

Pages	Activity
4-5	Vocabulary board
6-12	Circle maps
13-15	Sequence numbers of new year
16-18	Match the holiday with the month
19-21	Put the months in order
22-25	My positive affirmation
26-27	Terms of Use

Also included in this resource as separate files:

- Links and directions to digital activities
- PowerPoint (**this is the book in the lesson plan**)
- Voice recorded PowerPoint
- Activities in color

This unit will be updated annually.

*This unit has 5 activities
to last a full week of
instruction.*

Thousands of people gather every year in Times Square in New York City to watch the ball drop at midnight.



In September, many celebrate Labor Day.

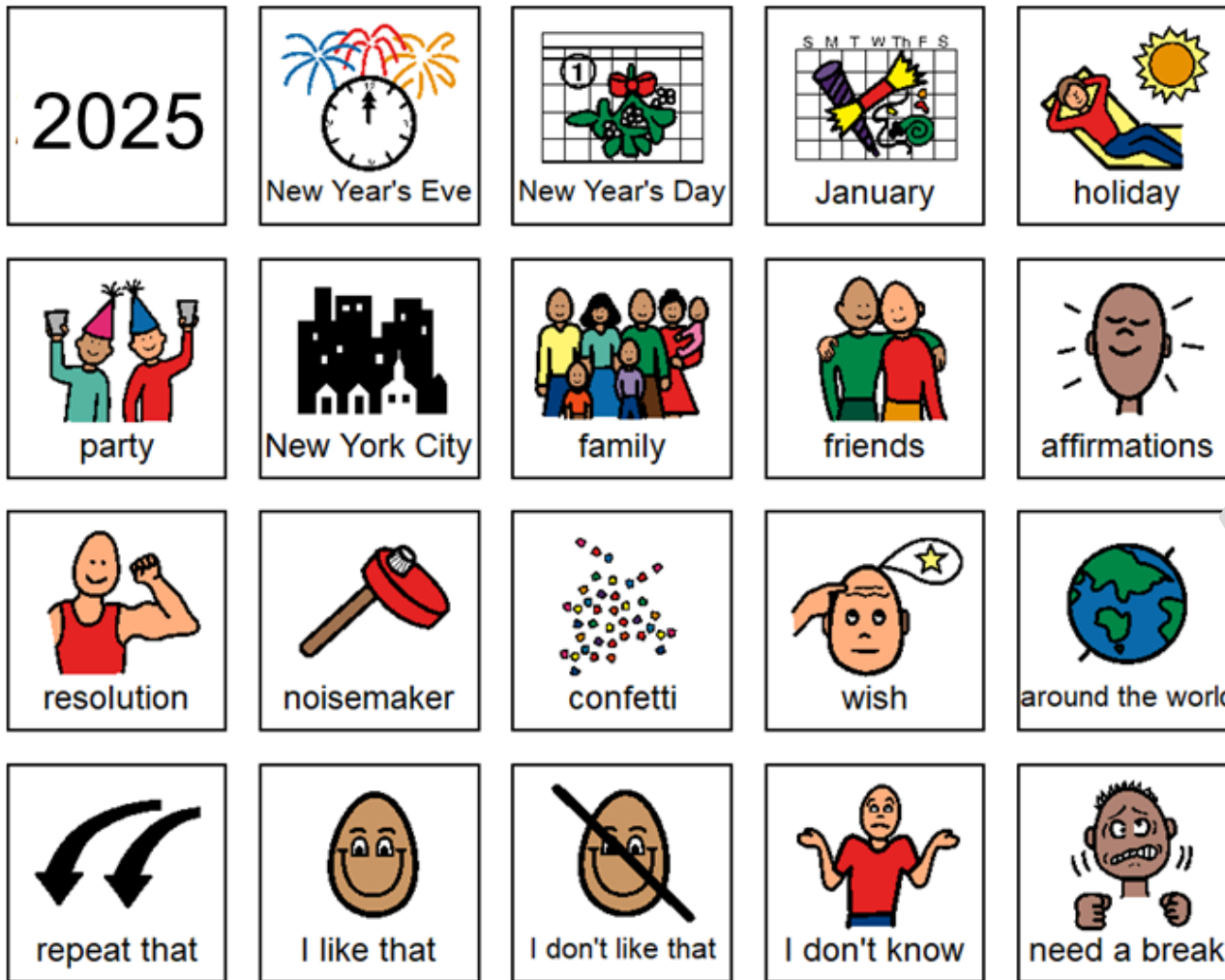


Christa Joy, Special Needs for Special Kids

There is a 22-page book about how people celebrate the new year and holidays throughout the year.

It comes in a:

- PowerPoint
- mp4 (movie) version

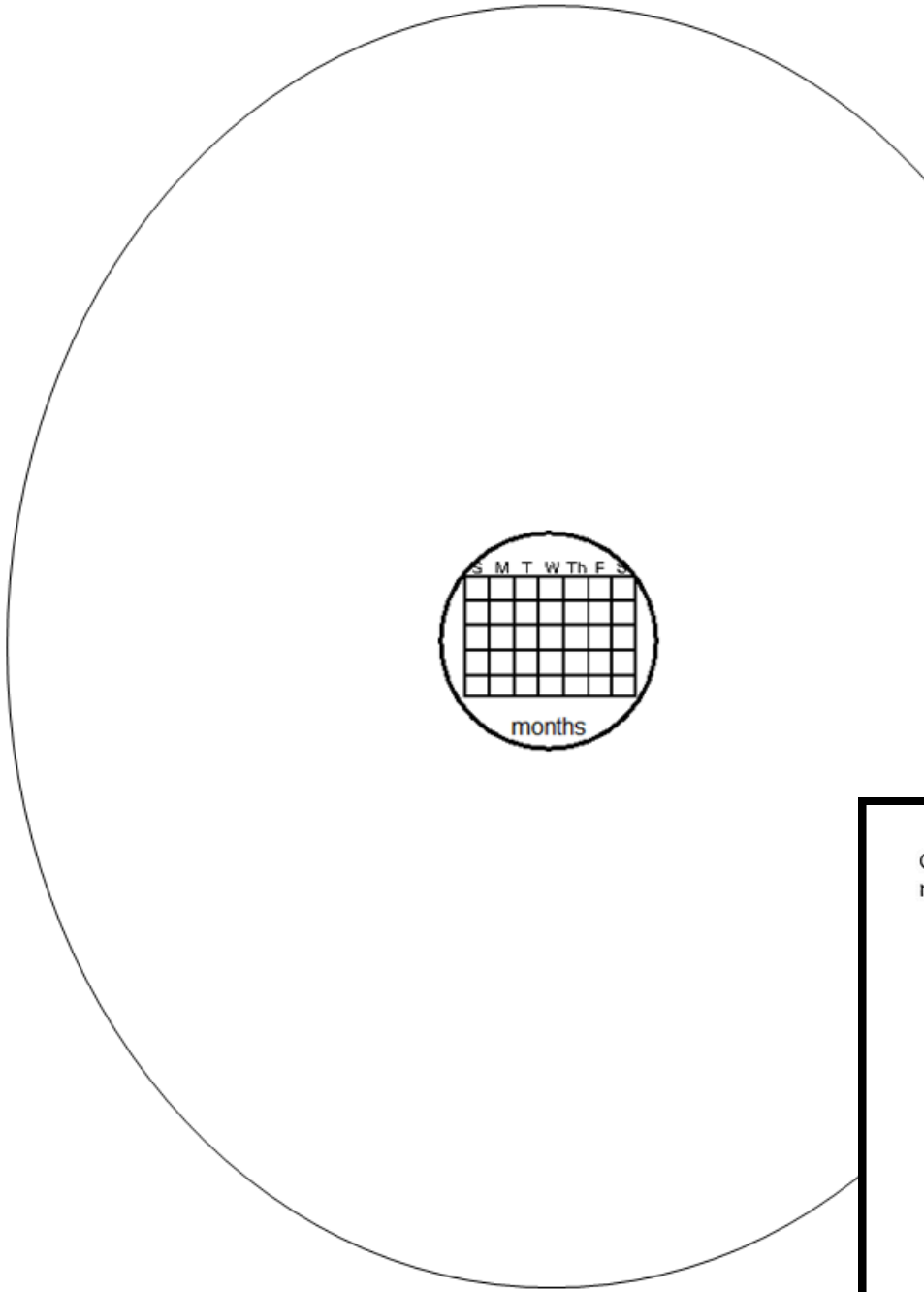


Christa Joy, Special Needs for Special Kids
 The Picture Communication Symbols ©1981–2019 by Tobii Dynavox. All Rights Reserved
 Worldwide. Used with permission. Boardmaker® is a trademark of Tobii Dynavox

This unit comes with a storyboard.

Storyboards are great for ALL students to assist with participation and engagement in group discussions.

Tips on how to use in the unit!!



Cut apart and place the months circle map.



Cut apart and place in the circle map **ONLY IF** they represent a month in the year.



There is a circle map about the months of the year. There is an errorless version and a version with wrong answers mixed in that students will have to set aside.



Cut apart and place the holidays in the circle map.



Cut apart and place in the circle map **ONLY IF** they represent a holiday.



There is a circle map about the holidays throughout the year. There is an errorless version and a version with wrong answers mixed in that students will have to set aside.

Happy New Year!!

--	--	--	--

Cut the numbers apart and put in the correct order.

2	2	0	5
---	---	---	---

ChristaJoy, Special Needs for Special Kids

Special Needs for Special Kids

Differentiated Version

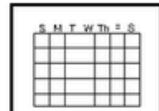
Happy New Year!!

2	0	2	5
---	---	---	---

ChristaJoy, Special Needs for Special Kids

There is a cut and paste template to make the new year. There is a differentiated version with the numbers in gray for students to match to.

Match the holiday with the month.



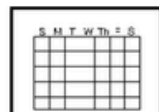
January



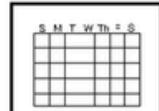
February



March



April



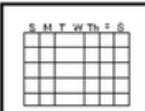
May



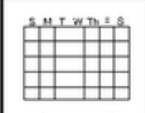
June



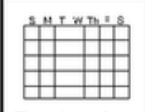
Match the holiday with the month.



July



August



September



October



Cut apart and place next to correct month.



back to school



Happy New Year




Labor Day



Easter



Mother's Day



Halloween



Thanksgiving



Independence Day



Father's Day



St. Patrick's Day



Christmas



Valentine's Day

Students will match the holiday with the month it falls in. There are suggestions for differentiation included.

Months of the Year

Differentiated version

Months of the Year

January	February	March	April
May	June	July	August
September	October	November	December

Cut apart and place the months in order.

 June	 March	 July	 August
 May	 September	 December	 January
 February	 October	 April	 November

Students will put the months in order. There is a differentiated version with the months in gray for students to match to.

My Positive Affirmations

1. I AM

2. I can be

3. I WILL

4. Today will be

5. I AM



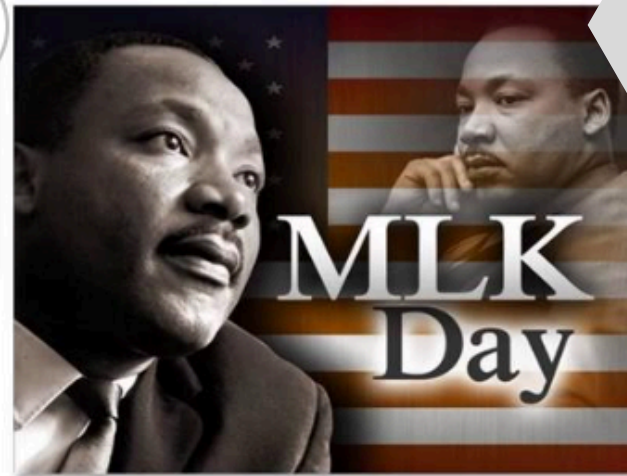
Christa Joy, Special Needs for Special Kids The Picture Communication Symbols ©1981-2020 by Tobii Dynavox. All Rights Reserved Worldwide. Used with permission. Boardmaker® is a trademark of Tobii Dynavox

great	amazing	strong	brave	smart	kind
helpful	a good friend	a good student	anything I want	important	
take care of others	have a great day	try hard	help	listen	be a friend
amazing	great	the best	fun	good	wonderful
important	a hard worker	a great student	the best	nice	happy

Christa Joy, Special Needs for Special Kids The Picture Communication Symbols ©1981-2020 by Tobii Dynavox. All Rights Reserved Worldwide. Used with permission. Boardmaker® is a trademark of Tobii Dynavox

Students will come up with their own positive affirmations for the new year. This is an errorless activity.

In January, many celebrate the New Year and Martin Luther King Day.

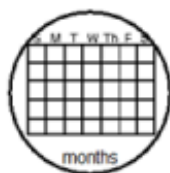


Christa Joy, Special Needs for Special Kids

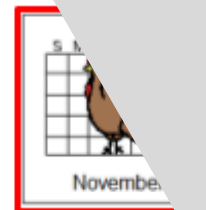


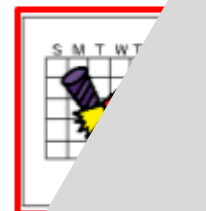
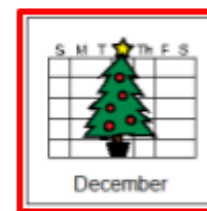
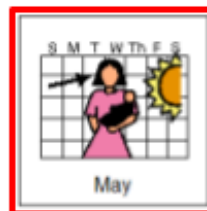


Watch the movie on the New Year.

This unit also contains digital versions of printable activities. There is a video of both books read aloud.

2025



Place the pictures showing months in the new year.



There are digital versions of the activities included. Students click and drag the answers.

Happy New Year!!

--	--	--	--

Arrange the numbers to show the new year.

2	2
0	5

There are 2 sets, one that includes differentiation shown here.