

Special Ed



# MY FRIEND EARTH

Literacy Unit



ALSO INCLUDES GOOGLE SLIDES





These literacy units are something I created and started using in my classroom. I had students with significant challenges and most were **non-readers**. This is a great way to expose all students to some great books.



# My Friend Earth

## Literacy Unit for Special Education

By  
Christa Joy  
Special Needs for Special Kids



Christa Joy, Special Needs for Special Kids

### Table of Contents

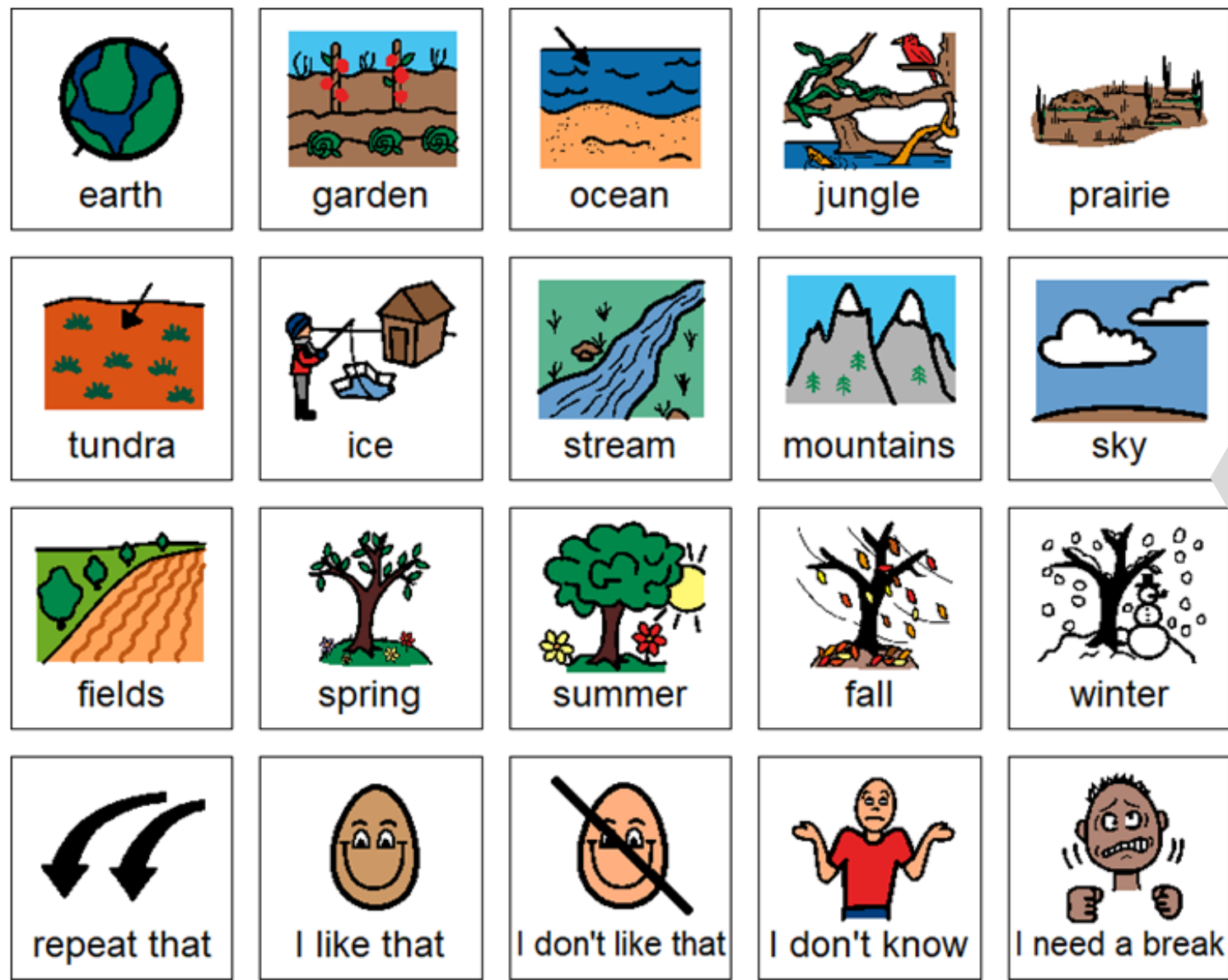
Worksheet pages	Title
4-6	Story Board
7-12	Circle map: What earth provides
13-17	Where do I live?
18-21	Sort land and bodies of water
22-25	Earth personification
26-30	Writing prompt: My Friend Earth
31-32	Terms of Use

In a separate file, there are directions and links to digital versions of these activities.

*This unit has 5 activities in printable and digital formats to last a full week of instruction.*

*There are 2 separate files, one with activities in color and one in activities in black and white.*





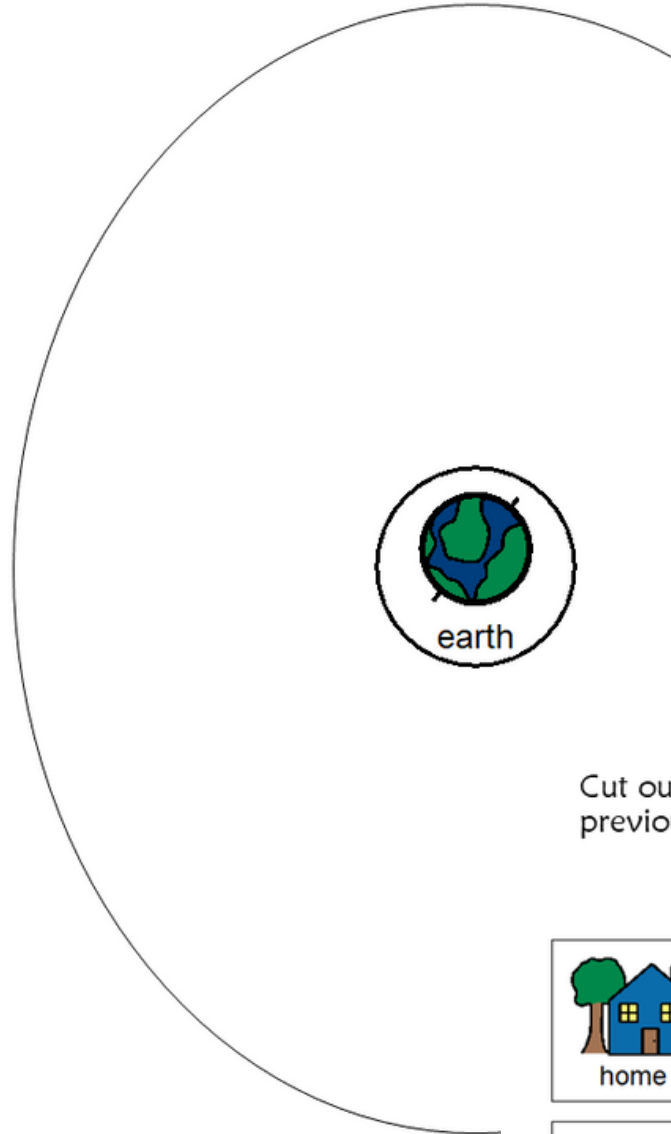
This unit comes with a storyboard.

Storyboards are great for ALL students to assist with participation and engagement in group discussions.

Tips on how to use in the unit!!




Who are some things the Earth gives us?



Errorless option


Place pictures in the circle map showing things the Earth gives us.



Cut out the pictures and place in the circle map on the previous page **ONLY IF** they are things the earth gives us.



There is a circle map showing things the earth provides. There is an option that only has correct answers and one that has wrong answers mixed in.





The earth is made up of land and water. Sort the following location into those that are land and those that are bodies of water.




A collection of 16 cards for sorting, each with an illustration and a label:

- tundra
- desert
- ocean
- lake
- forest
- swamp
- hot pool
- field
- flood
- prairie
- mountains
- jungle
- volcano
- river
- stream
- pond











Christa Joy, Special Needs for Special Kids  
The Picture Communication Symbols ©1981–2022 by Tobii Dynavox. All Rights Reserved  
Worldwide. Used with permission. Boardmaker® is a trademark of Tobii Dynavox

In this activity, students will sort bodies of water and land. Color-coding can be added for differentiation.






Where does each animal live?

 worm	<input type="text"/>	 rabbit	<input type="text"/>
 monkey	<input type="text"/>	 fish	<input type="text"/>
 whale	<input type="text"/>	 bird	<input type="text"/>
 goat	<input type="text"/>	 reindeer	<input type="text"/>
 polar bear	<input type="text"/>	 gopher	<input type="text"/>


Match the location with each animal that would live there.



Answer Key

- Garden > worm
- Ocean > whale
- Monkey > jungle
- Reindeer > tundra
- Polar bear > ice
- Fish > stream
- Goat > mountain
- Bird > sky
- Prairie > gopher
- Field > rabbit

In this activity, students will match the location where each animal lives. Color-coding can be added for differentiation.






Match the picture that goes best with each example of personification.

The earth is my friend.	<input type="checkbox"/>	The earth throws lightning across the sky.	<input type="checkbox"/>
The earth wakes up.	<input type="checkbox"/>	The earth cradles the seed.	<input type="checkbox"/>
The earth builds a home for birds in the trees.	<input type="checkbox"/>	The earth protects the fish in the ocean.	<input type="checkbox"/>
The earth pours rain down to fill the stream.	<input type="checkbox"/>	The earth floods the towns.	<input type="checkbox"/>
The earth blows fierce autumn winds.	<input type="checkbox"/>	The earth sprinkled down snow.	<input type="checkbox"/>

Match the picture with the personification.



Students with match the picture with each example of personification.





# My Friend Earth



My friend Earth is .



The Earth gives us  to eat.

The Earth gives us  to live on.

The Earth gives us  to swim in.


The Earth takes care of all the .

Christa Joy, Special Needs for Special Kids The Picture Communication Symbols ©1981-2019 by Tobii Dynavox. All Rights Reserved Worldwide. Used with permission. Boardmaker® is a trademark of Tobii Dynavox




Christa Joy, Special Needs for Special Kids The Picture Communication Symbols ©1981-2019 by Tobii Dynavox. All Rights Reserved Worldwide. Used with permission. Boardmaker® is a trademark of Tobii Dynavox

Students will write their own story about their friend, Earth. This is an errorless activity that allows students to write their own story independently.





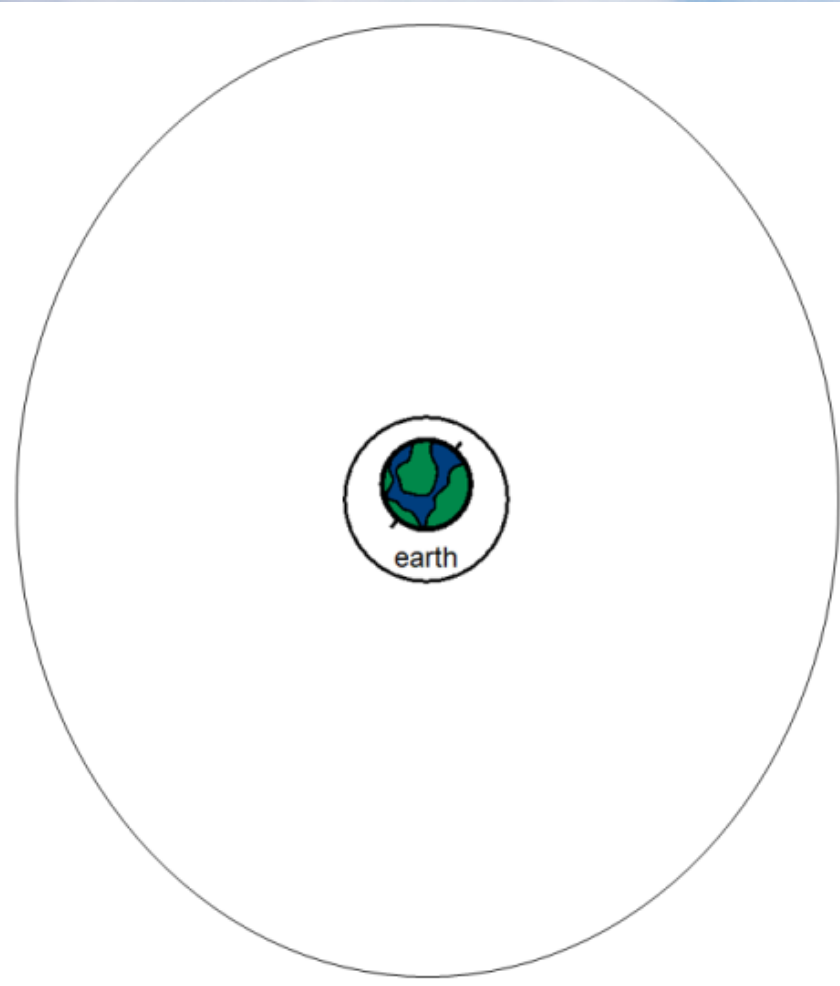
Listen to My  
Friend Earth  
read aloud



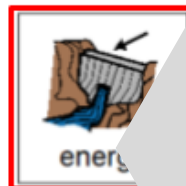

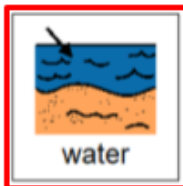
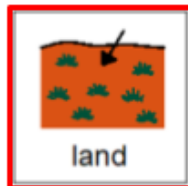
*There is a video of the  
book read aloud. This is  
a video from YouTube.*

















Place pictures in circle map showing things the earth gives us.



There are digital versions of the activities included. Students click and drag the answers.



Where does each animal live?

 worm	<input type="text"/>	 rabbit	<input type="text"/>
 monkey	<input type="text"/>	 fish	<input type="text"/>
 whale	<input type="text"/>	 bird	<input type="text"/>
 goat	<input type="text"/>	 reindeer	<input type="text"/>
 polar bear	<input type="text"/>	 gopher	<input type="text"/>

Match the location with where each animal lives.



There are 2 sets, one that includes differentiation shown here.



*This resource comes in a zipped folder. You will need to unzip the folder to access all the contents which include:*

- *Activities in color*
- *Activities in black and white*
- *Links and directions to digital activities*



Save money and get this unit as part of my Earth Day Bundle.

